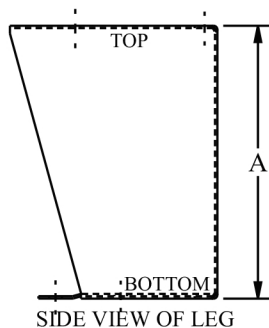
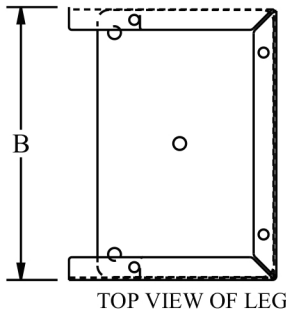



Catalog No.	Height (A)	Width (B)	Finish	Product Code
SCE-FK1208SS	12.00	8.00	#4 Brushed Finish	P2
SCE-FK1210SS	12.00	10.00	#4 Brushed Finish	P2
SCE-FK1212SS	12.00	12.00	#4 Brushed Finish	P2
SCE-FK1216SS	12.00	16.00	#4 Brushed Finish	P2
SCE-FK1218SS	12.00	18.00	#4 Brushed Finish	P2
SCE-FK1224SS	12.00	24.00	#4 Brushed Finish	P2
SCE-FK1512SS	15.00	12.00	#4 Brushed Finish	P2
SCE-FK1518SS	15.00	18.00	#4 Brushed Finish	P2
SCE-FK1524SS	15.00	24.00	#4 Brushed Finish	P2
SCE-FK1818SS	18.00	18.00	#4 Brushed Finish	P2
SCE-FK2410SS	24.00	10.00	#4 Brushed Finish	P2
SCE-FK2412SS	24.00	12.00	#4 Brushed Finish	P2
SCE-FK1212SS6	12.00	12.00	#4 Brushed Finish	P2
SCE-FK1218SS6	12.00	18.00	#4 Brushed Finish	P2
SCE-FK1224SS6	12.00	24.00	#4 Brushed Finish	P2
SCE-FK1512SS6	15.00	12.00	#4 Brushed Finish	P2
SCE-FK1518SS6	15.00	18.00	#4 Brushed Finish	P2
SCE-FK1524SS6	15.00	24.00	#4 Brushed Finish	P2
SCE-FK2412SS6	24.00	12.00	#4 Brushed Finish	P2



MOUNTING OPTIONS

Floor Stand Kit – Stainless Steel

Can be installed on most wall-mounted enclosures with a width of 20 inches or more. Can also be installed on SCE free-standing enclosures. Kits include two stands. This configuration can be ordered in special sizes. Consult a factory representative for price and delivery. For specifications, consult our Installation Manual at www.saginawcontrol.com.

“SS” parts are made of stainless steel Type 304 with #4 brushed finish. “SS6” parts are made of stainless steel Type 316/316L with #4 brushed finish