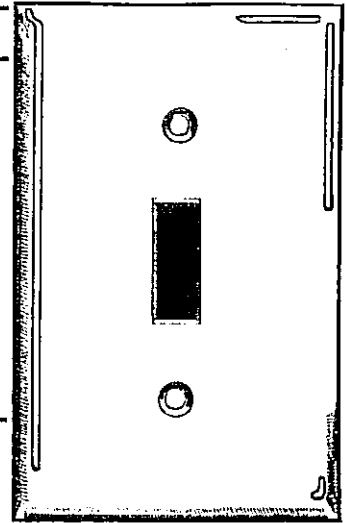



# Endura™ Wallplates

















For color photos of finishes see  
inside back cover

## STANDARD SHAPE

 Listed 883C except where  
noted by asterisk(\*).

See page A84 for ordering  
Custom Plates not found in this listing.

	WHITE	BROWN	IVORY	GRAY	RED
 1 Toggle Switch (1T)	90071	91071	92071	77071G	77071R
 2 Toggle Switches (2T)	90072	91072	92072	77072G	77072R
 3 Toggle Switches (3T)	90073	91073	92073	77073G	77073R
 4 Toggle Switches (4T)	90074	91074	92074	77074G	
 5 Toggle Switches (5T)	90075	91075	92075	77075G	
 6 Toggle Switches (6T)	90076	91076	92076	77076G	
 1 Duplex Receptacle (1DR)	90101	91101	92101	77101G	77101R
 2 Duplex Receptacles (2DR)	90102	91102	92102	77102G	77102R
 3 Duplex Receptacles (3DR)	90103	91103	92103		
 1 Single Recept. (1.405") (1OR)	90091	91091	92091	77091G	77091R
 2 Single Recept. (1.405") (2OR)	90092	91092	92092	77092G	
 1 Blank with Mounting Strap (Device Mntg. 2.375") (1BDE)	90121	91121	92121	77121G	
 2 Blanks with Mounting Straps (Device Mntg. 2.375") (2BDE)	90122	91122	92122	77122G	
 1 Blank (Box Mntg. 3.281") (1B)	90151	91151	92151	77151G	77151R