











INSTALLATION ACCESSORIES – SIZE 1




Unless indicated otherwise, accessories can be used with either poly or metal plugs and receptacles.


HANDLES


HANDLE w/NPT	Part # Poly	Part # Metal
 1/2"	511P0N05	591P0N05
 3/4"	511P0N07	591P0N07
 1"	511P0N10	591P0N10

HANDLE w/CORD GRIP Cable Range	Poly	Metal
 .438 - .500"	711P0BP3	791P0BS3
 .500 - .562"	711P0BP4	791P0BS4
 .562 - .625"	711P0BP5	791P0BS5
 .625 - .750"	711P0CP4	791P0CS4

90° NYLON HANDLE Threaded Opening w/NPT	Part # Poly	Part # Metal
 1/2"	751P9N05	
 3/4"	751P9N07	
 1"	751P9N10	


STAINLESS STEEL HANDLE w/NPT	Part # Poly	Part # Metal
 1/2"	7X1P0N05	For 1/2" NPT size, a hole size reducer is utilized
 3/4"	7X1P0N07	
 1"	7X1P0N10	


NYLON HANDLE w/Cable Range	Part # Poly	Part # Metal
 .35 - .70"	511P0D18	


ANGLED NYLON HANDLE w/Cable Range	Part # Poly	Part # Metal
 .35 - .70"	511P6D18	

For available cord grips, see pg 178
 For a guideline of NPT based cable ranges, see PN7c on pg 75.

ANGLES


NYLON ANGLE	Part # Poly	Part # Metal
 30° for MB Box	511M3	

METAL ANGLE	Part # Poly	Part # Metal
 0°	591M0	


FS/FD Box	Part # Poly	Part # Metal
 FS/FD Box 30°	791M3FS	

* Base measures approximately 4.2" x 2.7". Due to the variation in sizes of FS boxes, please verify that your FS box matches our dimensions, if not call Customer Service for other solutions.



Part # Poly	Part # Metal
591M4	


STAINLESS STEEL ANGLE	Part # Poly	Part # Metal
 45°	7X1M4	





BOXES





POLY CONDUIT ENTRY w/NPT	Part # Poly	Part # Metal
 30° 1/2"	511B3N05	* Interior volume with receptacle installed.
 30° 3/4"	511B3N07	



POLY WALL BOX w/NPT	Part # Poly	Part # Metal
 0° 1/2"	511B0N05	* Interior volume with receptacle installed.
 0° 3/4"	511B0N07	

METAL WALL BOX w/NPT	Part # Poly	Part # Metal
 0° 1/2"	591B0N05	* Interior volume with receptacle installed.
 0° 3/4"	591B0N07	

POLY WALL BOX w/NPT	Part # Poly	Part # Metal
 70° 1/2" - 1 1/4"	511C7000	70° poly boxes are not drilled. Contact customer service if factory drilled is required. * Interior volume with receptacle installed.


METAL BOX w/NPT	Part # Poly	Part # Metal
 0° 1/2"	7T1F0N05	* 84.2 in ³
 0° 3/4"	7T1F0N07	
 0° 1"	7T1F0N10	
 0° 1 1/4"	7T1F0N12	


METAL BOX WITH NYLON ANGLE w/NPT	Part # Poly	Part # Metal
 30° 1/2"	711C3N05	* Interior volume with receptacle installed.
 30° 3/4"	711C3N07	
 30° 1"	711C3N10	
 30° 1 1/4"	711C3N12	


METAL BOX WITH METAL ANGLE w/NPT	Part # Poly	Part # Metal
 45° 1/2"	791C4N05	* Interior volume with receptacle installed.
 45° 3/4"	791C4N07	
 45° 1"	791C4N10	
 45° 1 1/4"	791C4N12	

STAINLESS STEEL BOX WITH STAINLESS STEEL ANGLE w/NPT	Part # Poly	Part # Metal
 30° 3/4"	7X1C3N07	* Includes angle adapter as shown.
 30° 1"	7X1C3N10	


MISCELLANEOUS ACCESSORIES

PROTECTIVE CAP	Part # Poly	Part # Metal
 01-NA126	01-NA126	Will not fit devices with reverse interiors. For Male Devices Only.

FLUSH MOUNT	Part # Poly	Part # Metal
 01-2A142	01-2A142	

CORD GRIP with MESH	Part # Poly	Part # Metal
 see page 178		see page 178

MULTI-CONTACT REMOVAL TOOL	Part # Poly	Part # Metal
 9-LD12-37	9-LD12-37	

CRIMPER TOOL (GREENLEE OR EQUAL)	Part # Poly	Part # Metal
 4CN30	4CN30	

EUROPEAN CRIMPING TOOL	Part # Poly	Part # Metal
 61-CA500	61-CA500	

MULTIPIN