





15 and 20 AMP 120/277V • 15 and 20 AMP CANADIAN 120/277V


Commercial Grade AC Quiet Switches




CSB1-20



CSB3-20G



CS120-2W



54501

Back and Side Wired 120/277V AC Quiet Switches

DESCRIPTION	15 AMP	20 AMP	COLOR*
Single-Pole Toggle	CSB1-15	CSB1-20	15A & 20A: I, W, A, T, G
Double-Pole Toggle	CSB2-15	CSB2-20	15A: I, W, A, T 20A: I, W, A, T, G
3-Way Toggle	CSB3-15	CSB3-20	15A: I, W, A, T 20A: I, W, A, T, G
4-Way Toggle	CSB4-15	CSB4-20	15A: I, W, A 20A: I, W, A, G

Side Wired 120/277V AC Quiet Switches

DESCRIPTION	15 AMP	20 AMP	COLOR*
Single-Pole Toggle	CS115-2	CS120-2	15A & 20A: I, W, A , T, GY, E
Single-Pole Hospital Call Switch†	5501-8	—	15A: I
Double-Pole Toggle	CS215-2	CS220-2	15A: I, W, GY 20A: I, W, A, T, GY, E
Double-Pole Hospital Call Switch†	5502-8	—	15A: Ivory Only
3-Way Toggle	CS315-2	CS320-2	15A: I, W, A, T, GY 20A: I, W, A, T, GY, E
4-Way Toggle	CS415-2	CS420-2	15A: I, W, A, T, GY 20A: I, W, A, T, GY, E
Single-Pole, Framed Toggle	54501-2	54521-2	15A & 20A: I, W, GY
Double-Pole, Framed Toggle	54502-2	54522-2	15A: I, W 20A: I, W
3-Way, Framed Toggle	54503-2	54523-2	15A & 20A: I, W, GY
4-Way, Framed Toggle	54504-2	54524-2	15A: I, W, A, T, GY 20A: I, W, GY

†Hospital Call Switch turns on when toggle is pulled down with cord (3-ft braided cord included)

NOTE: Cat. Nos. CSB1 and CSB3 feature external clamp-type wiring termination for back and side wiring

Side Wired Canadian 120/277V AC Quiet Switches

Note: Cat. No. 54501-2 series is identified in Canada by the following catalog numbers:

DESCRIPTION	15 AMP	20 AMP	COLOR**
Single-Pole, Framed Toggle	1101-C	54521-2	15A: I, W, B, G, E 20A: I, W, B, G
Double-Pole, Framed Toggle	1102-C	54522-2	15A & 20A: I, W, B, G
3-Way, Framed Toggle	1103-C	54523-2	15A: I, W, B, E 20A: I, W, B, G
4-Way, Framed Toggle	1104-C	54524-2	15A: I, W, B, E 20A: I, W, B, G

Wallplates

THERMOPLASTIC			302 STAINLESS STEEL			
80701-I	80709	80711-W	84001-40	84001-E40	84009-40	84011-40

For complete wallplate selection, see Section E.

SPECIFICATIONS AND FEATURES

- Large head triple-drive combination screws (Standard, Phillips and Robertson) for fast wiring
- Heavy-gauge, rust-resistant steel mounting strap
- Accepts #14-#12 AWG copper or copper-clad wire
- Convenient break-off plaster ears for best alignment
- Large switch contacts for maximum conductivity

TESTING AND CODE COMPLIANCE

- UL Listed to meet the latest Federal Specification, WS-896 (File #E-748)
- Meets all NEMA WD 1 & 6, and ANSI requirements
- CSA Certified (File #LR-3413)
- NOM Certified (#057)
- Backed by a Limited 10-Year Warranty

*COLOR

Basic Cat. Nos. shown above denote Brown color. Other colors available as listed, add suffix to catalog number as follows: Ivory (-I), White (-W), Almond (-A), Light Almond (T), Gray (-GY), Black (-E).

** CANADIAN COLOR

For color selection, add suffix to catalog number as follows: Ivory (-I), White (-W), Brown (-B), and Gray (-G).

HORSEPOWER

15A	20A
1/2 @ 120V	1 @ 120V
2 @ 240V	2 @ 240V

MATERIAL CHARACTERISTICS

Environmental: Flammability, Rated V2
Operating Temperature: -40°C to 65°C.