



Product availability: Non-Stock - Not normally stocked in distribution facility



## Main

|  |                                 |
|--|---------------------------------|
| Range of product                             | Zelio Relay                     |
| Series name                                  | Universal                       |
| Product or component type                    | Plug-in relay                   |
| Device short name                            | RUM                             |
| Contacts type and composition                | 3 C/O                           |
| [Uc] control circuit voltage                 | 230 V AC                        |
| [Ithe] conventional enclosed thermal current | 10 A -40...131 °F (-40...55 °C) |
| Status LED                                   | Without                         |
| Control type                                 | Lockable test button            |
| Utilisation coefficient                      | 20 %                            |

## Complementary

|  |  |
|--|--|
| Shape of pin                           | Cylindrical  |
| [Ui] rated insulation voltage          | 250 V IEC<br>300 V CSA<br>300 V UL   |
| [Uimp] rated impulse withstand voltage | 4 kV 1.2/50 µs)  |
| Contacts material                      | AgNi   |
| [Ie] rated operational current         | 10 A 277 V AC UL<br>10 A 30 V DC UL<br>10 A 277 V AC same polarity)CSA<br>10 A 30 V DC CSA<br>5 A 250 V AC NC)IEC<br>5 A 28 V DC NC)IEC<br>10 A 250 V AC NO)IEC<br>10 A 28 V DC NO)IEC |
| Maximum switching voltage              | 250 V IEC  |
| Resistive rated load                   | 10 A 250 V AC<br>10 A 28 V DC  |
| Maximum switching capacity             | 2500 VA/280 W  |
| Minimum switching capacity             | 170 mW 10 mA, 17 V   |
| Operating rate                         | <= 18000 cycles/hour no-load<br><= 1200 cycles/hour under load   |
| Mechanical durability                  | 5000000 cycles   |
| Electrical durability                  | 100000 cycles resistive  |
| Average coil consumption in VA         | 3 60 Hz  |
| Drop-out voltage threshold             | >= 0.15 U <sub>c</sub> AC  |
| Operate time                           | 20 ms at nominal voltage   |
| Release time                           | 20 ms at nominal voltage   |
| Average coil resistance                | 6800 Ohm 20 °C +/- 15 %  |
| Rated operational voltage limits       | 184...253 V AC   |
| Protection category                    | RT I   |
| Test levels                            | Level A  |
| Safety reliability data                | B10d = 100000  |
| Operating position                     | Any position   |

The information provided in this documentation contains general descriptions and/or technical characteristics of the performance of the products contained herein. This documentation is not intended as a substitute for and is not to be used for determining suitability or reliability of these products for specific user applications. It is the duty of any such user or integrator to perform the appropriate and complete risk analysis, evaluation and testing of the products with respect to the relevant specific application or use thereof. Neither Schneider Electric Industries SAS nor any of its affiliates or subsidiaries shall be responsible or liable for misuse of the information contained herein.

|                     |                        |
|---------------------|------------------------|
| Product weight      | 0.19 lb(US) (0.086 kg) |
| Device presentation | Complete product       |

## Environment

|                                       |  |
|---------------------------------------|--|
| Dielectric strength                   | 1500 V AC between contacts micro disconnection<br>2500 V AC between coil and contact reinforced<br>2000 V AC between poles basic |
| Product certifications                | RoHS<br>REACH<br>EAC<br>CSA<br>UL  |
| Standards                             | CSA C22.2 No 14<br>EN/IEC 61810-1<br>UL 508  |
| Ambient air temperature for storage   | -40...185 °F (-40...85 °C)   |
| Ambient air temperature for operation | -40...131 °F (-40...55 °C)   |
| Vibration resistance                  | 3 gn +/- 1 mm 10...150 Hz)5 cycles in operation<br>4 gn +/- 1 mm 10...150 Hz)5 cycles not operating                              |
| IP degree of protection               | IP40   |
| Shock resistance                      | 10 gn 11 ms) in operation EN/IEC 60068-2-27<br>10 gn 11 ms) not operating EN/IEC 60068-2-27                                      |
| Pollution degree                      | 2  |

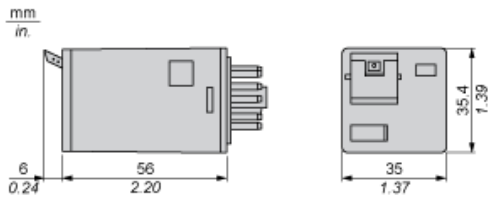
## Ordering and shipping details

|                     |                               |
|---------------------|-------------------------------|
| Category            | 21127 - ZELIO ICE CUBE RELAYS |
| Discount Schedule   | CP2                           |
| GTIN                | 00785901504184                |
| Package weight(Lbs) | 0.09 kg (0.2 lb(US))          |
| Returnability       | No                            |
| Country of origin   | CN                            |

## Offer Sustainability

|                            |   |
|----------------------------|---|
| Sustainable offer status   | Green Premium product   |
| California proposition 65  | WARNING: This product can expose you to chemicals including: Nickel compounds and Di-isodecyl phthalate (DIDP) which is known to the State of California to cause Carcinogen and Reproductive harm. For more information go to <a href="http://www.p65warnings.ca.gov">www.p65warnings.ca.gov</a> |
| REACH Regulation           | <a href="#">REACH Declaration</a>   |
| REACH free of SVHC         | Yes   |
| EU RoHS Directive          | Pro-active compliance (Product out of EU RoHS legal scope) <a href="#">EU RoHS Declaration</a>  |
| Toxic heavy metal free     | Yes   |
| Mercury free               | Yes   |
| RoHS exemption information | <a href="#">Yes</a>   |
| China RoHS Regulation      | <a href="#">China RoHS Declaration</a>  |
| Environmental Disclosure   | <a href="#">Product Environmental Profile</a>   |
| Circularity Profile        | No need of specific recycling operations  |

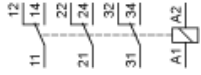
Dimensions



---

## Wiring Diagram

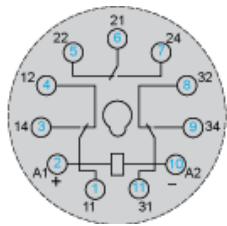
---



---

## Wiring Diagram

---

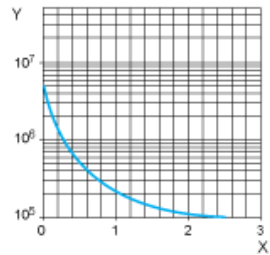


Symbols shown in blue correspond to Nema marking.

Electrical Durability of Contacts

Durability (inductive load) = durability (resistive load) x reduction coefficient.

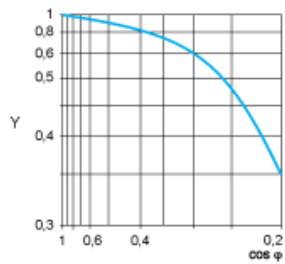
Resistive AC load



X Switching capacity (kVA)

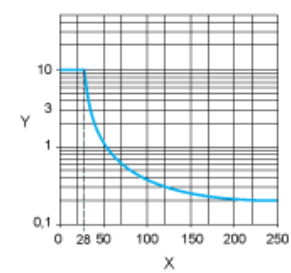
Y Durability (Number of operating cycles)

Reduction coefficient for inductive AC load (depending on power factor  $\cos \phi$ )



Y Reduction coefficient (A)

Maximum switching capacity on resistive DC load



X Voltage DC

Y Current DC

Note : These are typical curves, actual durability depends on load, environment, duty cycle, etc.