

Product availability: Stock - Normally stocked in distribution facility



### Main

Range of product	Zelio Control
Product or component type	Modular measurement and control relays
Relay type	Control relay
Phase	3 phase
Relay name	RM22TG
Relay monitored parameters	Phase sequence Phase failure detection
Time delay type	Without
Switching capacity in VA	2000 VA
Measurement range	183...528 V voltage AC

### Complementary

Reset time	1500 ms at maximum voltage
Maximum switching voltage	250 V AC
Minimum switching current	10 mA 5 V DC
Maximum switching current	8 A AC
[Us] rated supply voltage	208...480 V AC
Supply voltage limits	183...528 V AC
Operating limits	183...528 V AC
Power consumption in VA	15 VA 480 V AC 60 Hz
Voltage detection threshold	< 100 V AC
Supply voltage frequency	50...60 Hz +/- 10 %
Output contacts	2 C/O
Run-up delay at power-up	650 ms
Response time	<= 200 ms
Overtoltage category	III IEC 60664-1 III UL 508
Insulation resistance	> 100 MOhm 500 V DC IEC 60255-27
Mounting position	Any position
Connections - terminals	Screw terminals, 2 x 0.5...2 x 2.5 mm <sup>2</sup> AWG 20...AWG 14) solid without cable end Screw terminals, 2 x 0.2...2 x 1.5 mm <sup>2</sup> AWG 24...AWG 16) flexible with cable end Screw terminals, 1 x 0.5...1 x 3.3 mm <sup>2</sup> AWG 20...AWG 12) solid without cable end Screw terminals, 1 x 0.2...1 x 2.5 mm <sup>2</sup> AWG 24...AWG 14) flexible with cable end
Tightening torque	5.31...8.85 lbf.in (0.6...1 N.m) IEC 60947-1
Housing material	Self-extinguishing plastic
Status LED	Relay ON LED yellow) Power ON LED green)
Mounting support	35 mm DIN rail EN/IEC 60715
Electrical durability	100000 cycles
Mechanical durability	10000000 cycles
Utilisation category	AC-15 IEC 60947-5-1 DC-13 IEC 60947-5-1 AC-1 IEC 60947-4-1 DC-1 IEC 60947-4-1
Safety reliability data	MTTFd = 924.6 years B10d = 850000
Contacts material	Cadmium free

The information provided in this documentation contains general descriptions and/or technical characteristics of the performance of the products contained herein. This documentation is not intended as a substitute for and is not to be used for determining suitability or reliability of these products for specific user applications. It is the duty of any such user or integrator to perform the appropriate and complete risk analysis, evaluation and testing of the products with respect to the relevant specific application or use thereof. Neither Schneider Electric Industries SAS nor any of its affiliates or subsidiaries shall be responsible or liable for misuse of the information contained herein.

Width	0.89 in (22.5 mm)
Net weight	0.20 lb(US) (0.09 kg)




## Environment

Immunity to microbreaks	10 ms
Electromagnetic compatibility	Immunity for residential, commercial and light-industrial environments EN/IEC 61000-6-1 Immunity for industrial environments EN/IEC 61000-6-2 Emission standard for residential, commercial and light-industrial environments EN/IEC 61000-6-3 Emission standard for industrial environments EN/IEC 61000-6-4 Electrostatic discharge 6 kV (contact discharge) level 3 IEC 61000-4-2 Electrostatic discharge 8 kV (air discharge) level 3 IEC 61000-4-2 Radiated radio-frequency electromagnetic field immunity test 10 V/m level 3 IEC 61000-4-3 Electrical fast transient/burst immunity test 4 kV (direct) level 4 IEC 61000-4-4 Electrical fast transient/burst immunity test 2 kV (capacitive coupling) level 4 IEC 61000-4-4 Surge immunity test 4 kV (common mode) level 4 IEC 61000-4-5 Surge immunity test 2 kV (differential mode) level 4 IEC 61000-4-5 Conducted and radiated emissions class B group 1 CISPR 11 Conducted and radiated emissions class B CISPR 22
Standards	EN/IEC 60255-1
Product certifications	CE EAC China RoHS RCM GL CSA UL CCC
Ambient air temperature for storage	-40...158 °F (-40...70 °C)
Ambient air temperature for operation	-4...122 °F (-20...50 °C) 60 Hz -4...140 °F (-20...60 °C) 50 Hz AC/DC
Relative humidity	93...97 % 77...131 °F (25...55 °C) IEC 60068-2-30
Vibration resistance	0.075 mm 10...58.1 Hz) not in operation IEC 60068-2-6 1 gn 10...58.1 Hz) not in operation IEC 60068-2-6 0.035 mm 58.1...150 Hz) in operation IEC 60068-2-6 0.5 gn 58.1...150 Hz) in operation IEC 60068-2-6
Shock resistance	15 gn 11 ms) not in operation IEC 60068-2-27 5 gn 11 ms) in operation IEC 60068-2-27
IP degree of protection	IP20 IEC 60529 (terminals) IP40 IEC 60529 (housing) IP50 IEC 60529 (front panel)
Pollution degree	3 IEC 60664-1 3 UL 508
Dielectric test voltage	2.5 kV AC 50 Hz, 1 min IEC 60255-27

## Ordering and shipping details

Category	22380 - RELAYS-MEASUREMENT (RM17-RM35)
Discount Schedule	CP2
GTIN	00785901009320
Package weight(Lbs)	0.10 kg (0.22 lb(US))
Returnability	Yes
Country of origin	ID

## Offer Sustainability

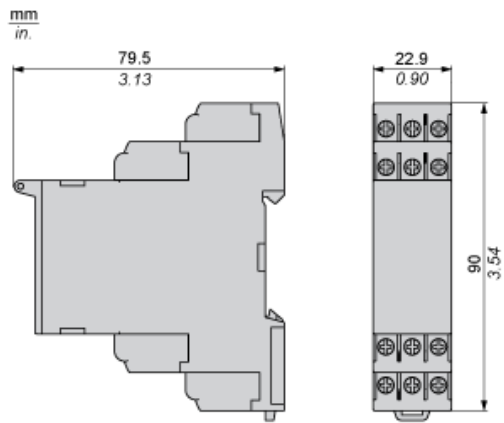
Sustainable offer status	Green Premium product
REACH Regulation	 <a href="#">REACH Declaration</a>
EU RoHS Directive	Pro-active compliance (Product out of EU RoHS legal scope)  <a href="#">EU RoHS Declaration</a>
Mercury free	Yes
RoHS exemption information	 <a href="#">Yes</a>

---

China RoHS Regulation	<a href="#">China RoHS Declaration</a>
Environmental Disclosure	<a href="#">Product Environmental Profile</a>
Circularity Profile	<a href="#">End Of Life Information</a>
WEEE	The product must be disposed on European Union markets following specific waste collection and never end up in rubbish bins.

---

## Dimensions

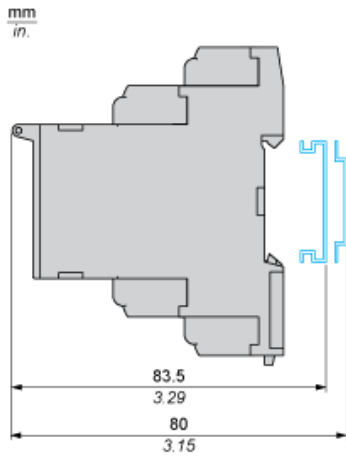


---

Mounting and Clearance

---

Rail Mounting



## 3-Phase Control Relay

### Wiring Diagram



L1,L2,L3 : Supply to be monitored

11-14,12 : 1st C/O contact of output relay

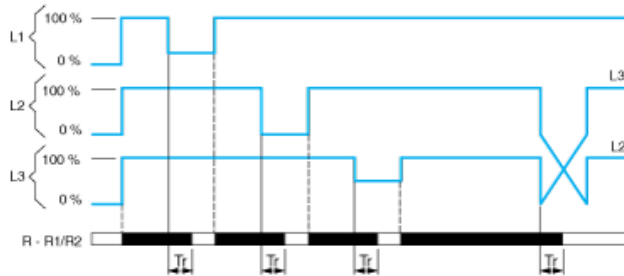
21-24,22 : 2nd C/O contact of output relay

---

Function Diagram

---

Phase Sequence Control and Total Loss of Phase Detection



Legend

- Tr Response time on appearance of a fault
- L1, L2, L3 Phases of the supply voltage monitored
- R - R1/R2 Output relay(s),
- Relay status: black color = energized.