



### Main

Range Compatibility	Altivar Machine ATV340 Altivar&nbsp;Process ATV900
Product or Component Type	Braking resistor
Ohmic value	5 Ohm
[Ue] rated operational voltage	24 V DC 250 V AC

### Complementary

Product compatibility	Variable speed drive ATV930 wall mount 75 kW 380...480 V medium cycle Variable speed drive ATV930 wall mount 90 kW 380...480 V medium cycle Variable speed drive ATV950 wall mount 75 kW 380...480 V medium cycle Variable speed drive ATV950 wall mount 90 kW 380...480 V medium cycle Variable speed drive ATV930 wall mount 18.5 kW 200...240 V severe cycle Variable speed drive ATV340 55 kW 380...480 V medium cycle Variable speed drive ATV340 75 kW 380...480 V medium cycle
Duty cycle	Severe cycle (heavy duty) <54 s braking with 100 % braking torque for a 120 s cycle Medium cycle (normal duty) <4 s braking with 135 % braking torque for a 40 s cycle Medium cycle (heavy duty) <4 s braking with 165 % braking torque for a 40 s cycle Severe cycle (heavy duty) <6 s braking with 165 % braking torque for a 120 s cycle
Average power available	6.9 kW 122 °F (50 °C)
Electrical connection	Terminal <= 2.5 mm <sup>2</sup> / AWG 12 temperature control switch M10 bar wire drive
Protection type	Thermal protection via drive or temperature control switch 120 °C
Width	21.26 in (540 mm)
Height	19.09 in (485 mm)
Depth	25.59 in (650 mm)
Net Weight	67.24 lb(US) (30.5 kg)

### Environment

IP Degree of Protection	IP23
Ambient Air Temperature for Storage	-13...158 °F (-25...70 °C)
Ambient Air Temperature for Operation	32...122 °F (0...50 °C)

### Ordering and shipping details

Category	22209-ATV650
Discount Schedule	CP4E
GTIN	3606480802393
Returnability	No
Country of origin	DE

The information provided in this documentation contains general descriptions and/or technical characteristics of the products of the performance of the products contained herein. This documentation is not intended as a substitute for and is not to be used for determining suitability or reliability of these products for specific user applications. It is the duty of any such user or integrator to perform the appropriate and complete risk analysis, evaluation and testing of the products with respect to the relevant specific application or use thereof. Neither Schneider Electric Industries SAS nor any of its affiliates or subsidiaries shall be responsible or liable for misuse of the information contained herein.

## Packing Units

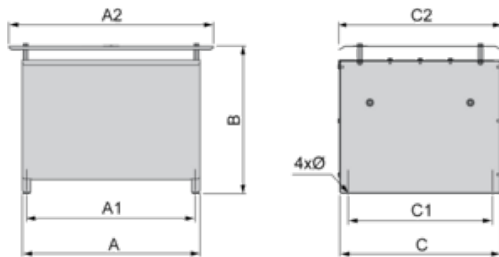
Unit Type of Package 1	PCE
Number of Units in Package 1	1
Package 1 Height	22.83 in (58.0 cm)
Package 1 Width	22.83 in (58.0 cm)
Package 1 Length	27.36 in (69.5 cm)
Package 1 Weight	65.48 lb(US) (29.7 kg)

## Offer Sustainability

California proposition 65	WARNING: This product can expose you to chemicals including: Lead and lead compounds, which is known to the State of California to cause cancer and birth defects or other reproductive harm. For more information go to <a href="http://www.P65Warnings.ca.gov">www.P65Warnings.ca.gov</a>
REACH Regulation	<a href="#">REACH Declaration</a>
REACH free of SVHC	Yes
EU RoHS Directive	Pro-active compliance (Product out of EU RoHS legal scope) <a href="#">EU RoHS Declaration</a>
Toxic heavy metal free	Yes
Mercury free	Yes
China RoHS Regulation	<a href="#">China RoHS Declaration</a>
RoHS exemption information	<a href="#">Yes</a>

Dimensions

Right Side and Front View



Dimensions in mm

A	B	C	A1	C1	A2	C2	Ø
530	485	485	510	380	650	540	9 x 12

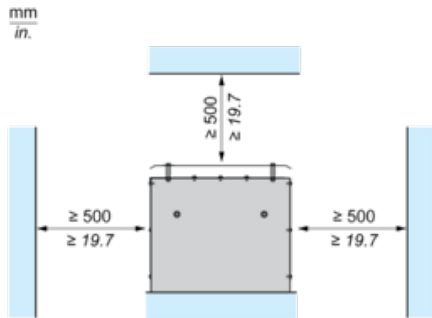
Dimensions in in.

A	B	C	A1	C1	A2	C2	Ø
20.87	19.09	19.09	20.08	14.96	25.59	21.26	0.35 x 0.47

---

Clearances

---

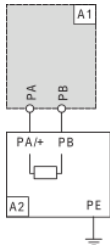


---

Recommended Schema

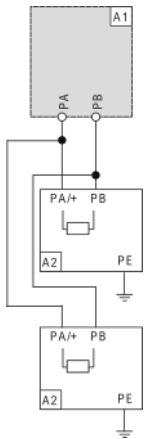
---

1 Braking Resistor



A1 : Drive or external braking unit  
A2 : Braking resistor  
PA, PB : Bus DC

2 Braking Resistors



A1 : Drive or external braking unit  
A2 : Braking resistor  
PA, PB : Bus DC