

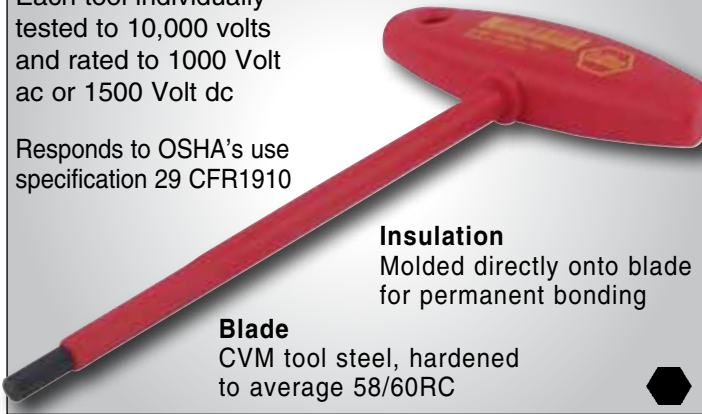
Wiha Insulated T-handle Hex Drivers

Insulation Test Standards:

Insulation according to EN/IEC 60900, ASTM F-1505-01, VDE 0682/part 201, DIN 7437, NFPA70E & CSA specification

Each tool individually tested to 10,000 volts and rated to 1000 Volt ac or 1500 Volt dc

Responds to OSHA's use specification 29 CFR1910



Insulation
Molded directly onto blade for permanent bonding


Blade
CVM tool steel, hardened to average 58/60RC



1000Volt

SHOP

33490	6 Piece Inch T-handle Hex Set					
Item No.	Inch:					lbs.
33490	5/32, 3/16, 7/32, 1/4, 5/16, 3/8"					1.66



1000Volt

SHOP

334 Inch T-handle, With Wiha-Molded Handle. Insulation According to ASTM F-1505-01, New VDE Specification 0682/part 201 and EN/IEC 60900, NFPA70E & CSA, **1000Volt**. Individually Tested. Blade CVM steel, hardened. Insulation molded directly onto blade. Wiha-SoftFinish® handle, multi-component.

Item No.	Inch	Inch	Inch	mm	lbs.	pkg.
33481	5/32	5.9	6.9	176	.09	10
33482	3/16	5.9	6.9	176	.15	10
33483	7/32	5.9	6.9	176	.19	10
33485	1/4	5.9	7.1	176	.20	10
33486	5/16	5.9	7.1	176	.26	10
33487	3/8	5.9	7.1	176	.44	10



33478	5 Piece Metric T-handle Hex Set					
Item No.	Metric:					lbs.
33478	4.0, 5.0, 6.0, 8.0, 10.0mm					1.20




1000Volt

SHOP

334 Metric T-handle, With Wiha-Molded Handle. Insulation According to ASTM F-1505-01, New VDE Specification 0682/part 201 and EN/IEC 60900, NFPA70E & CSA, **1000Volt**. Individually Tested. Blade CVM steel, hardened. Insulation molded directly onto blade. Wiha-SoftFinish® handle, multi-component.

Item No.	mm	mm	Inch	mm	Inch	lbs.	pkg.
33441	4.0	150	5.9	176	6.9	.09	10
33443	5.0	150	5.9	182	7.1	.15	10
33445	6.0	150	5.9	182	7.1	.18	10
33447	8.0	150	5.9	182	7.1	.26	10
33449	10.0	150	5.9	191	7.5	.46	10

Wiha Insulated T-handle Nut Drivers



1000Volt

SHOP

336 Metric T-handle Nut Drivers, With Wiha-Molded Handle. Insulation According to ASTM F-1505-01, New VDE Specification 0682/part 201 and EN/IEC 60900, NFPA70E & CSA, **1000Volt**. Individually Tested. Blade CVM steel, hardened. Insulation molded directly onto blade. Wiha-SoftFinish® handle, multi-component.

Item No.	mm	mm	Inch	mm	Inch	lbs.	pkg.
33632	8.0	200	7.9	232	9.1	.15	5
33634	10.0	230	9.0	262	10.3	.18	5
33637	13.0	230	9.0	262	10.3	.26	5
33641	17.0	230	9.0	268	10.6	.46	5