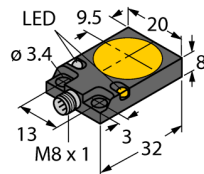


Inductive  
BI5-Q08-A

1601622

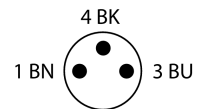
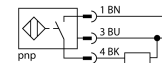
**TURCK**  
*works*

Industrial  
Automation



- Rectangular, height 8 mm
- Active face on top
- Metal, zinc die casting
- DC 3-wire, 10...30 VDC
- NO contact, PNP output
- M8 x 1 male connector

#### Wiring Diagram



<b>Type designation</b>	BI5-Q08-AP6X2-V2131
Ident-No.	1600502
<b>Rated switching distance Sn</b>	5 mm
Mounting conditions	Flush
Secured operating distance	$\leq (0,81 \times S_n)$ mm
Correction factors	St37 = 1; Al = 0.3; stainless steel = 0.7; Ms = 0.4
Repeat accuracy	$\leq 2\%$ of full scale
Temperature drift	$\leq \pm 10\%$
Hysteresis	3...15 %
Ambient temperature	-25...+70 °C
<b>Operating voltage</b>	10...30 VDC
Residual ripple	$\leq 10\% U_{ss}$
DC rated operational current	$\leq 200$ mA
No-load current $I_0$	$\leq 15$ mA
Residual current	$\leq 0.1$ mA
Isolation test voltage	$\leq 0.5$ kV
Short-circuit protection	yes/ Cyclic
Voltage drop at $I_0$	$\leq 1.8$ V
Wire breakage/Reverse polarity protection	yes/ Complete
Output function	3-wire, NO contact, PNP
Switching frequency	0.5 kHz
<b>Design</b>	Rectangular,Q08
Dimensions	32 x 20 x 8 mm
Housing material	Metal, GD-Zn
Active area material	Plastic, PA12-GF30, yellow
Electrical connection	Connector, M8 x 1
Vibration resistance	55 Hz (1 mm)
Shock resistance	30 g (11 ms)
Protection class	IP67
MTTF	2283 years acc. to SN 29500 (Ed. 99) 40 °C
<b>Power-on indication</b>	LED,Green
Switching state	LED,Yellow

#### Functional principle

Inductive sensors detect metal objects contactless and wear-free. For this, they use a high-frequency electromagnetic AC field that interacts with the target. Inductive sensors generate this field via an RLC circuit with a ferrite coil.

# Inductive sensor BI5-Q08-AP6X2-V2131

**TURCK**  
*works*

Industrial  
Automation

---

Distance D	2 x B
Distance W	3 x Sn
Distance S	1 x B
Distance G	6 x Sn

---

Width active area B 20 mm

---

