

52®/53® Series Liquidtight Fittings and Flexible Metallic Conduits

Liquidtight Flexible Metal Conduit Fittings

Application

- Used where flexible metal raceway is installed in outdoor or indoor locations where exposed to continuous or intermittent moisture
- To positively bond conduit to box or enclosure

Features

- Ability to install quickly with low torque effort
- Ground cone design offers the following advantages:
 - (1) Compresses metallic convolutions; provides high-quality ground contact with low impedance and high raceway holding power (A)
 - (2) Single helical thread on ground cone is easy to install without cross thread; accepts variations in raceway diameters and convolution pitch (B)
 - (3) Rolled-over edge protects conductors (C)

Sealing Ring Design Features

- (1) Grips and seals at leading and trailing edge — will not abrade raceway jacket (D)
 - (2) Provided with grooves on inside diameter for anti-sleeving (E)
 - (3) Shoulders on both ends for extra sealing (F)
 - (4) Symmetrical shape assures foolproof assembly
- Can be disconnected and reused
 - Watertight/oil-tight installation at box or enclosure termination is ensured by:
 - (1) External taper thread hub on 5331 series and use of sealing gasket 5262 series (G)
 - (2) Captivated sealing O-Ring on 5361 series (H)
 - (3) Taper tapped hole on 5271 series
 - Suitable for use in Class I Division 2, Class II Division 1 and 2 and Class III Division 1 and 2 Hazardous Locations per NEC® Section 500
 - Suitable as a grounding means per NEC Section 351-9 (up to 1¼" trade size on)
 - ½" & 1¼" sizes laboratory tested to carry ground fault current of up to 1,000 amps RMS with duration of fault current three cycles
 - Conforms with JIC requirements
 - Available with imperial, ISO and PG threaded hub

Standard Material

5331-5361-5271 Series

Body, Gland, Locknut & Ground Cones: Steel (¼"–1¼") or malleable iron (1½"–6")

Sealing Ring and Insulator: All thermoplastic

Sealing Gasket: Stainless Steel and Santoprene®

5331SST-5331SSTHT Series

304 Stainless Steel insulated

Sealing Ring and Insulator: All thermoplastic

Sealing Gasket: Stainless Steel and Santoprene®

5231 AL Series

All Copper-free Aluminum (non-insulated)

Standard Finish

5331-5361-5271 Series

Electro Zinc Plated with Chromate Coating

5331ST-5331STH Series

Electro Zinc Plated with Chromate Coating

5231 AL Series

Copper-free Aluminum

Range

5331 Series	¾" through 6"
5341 Series	¾" through 4"
5351 Series	¾" through 4"
5361 Series	¾" through 4"
5271 Series	¾" through 1¼"
5331SST Series.....	¾" through 2"
5331SSTHT Series	¾" through 2"
5231 AL Series	¾" through 4"

*All hubs provided with taper pipe threads (NPT)

Listings/Compliances

UL UL File No. E-23018
 CSA LR-2884, LR-4484, LR-9555
 UL 514B
 CSA C22.2 No. 18
 NEMA FB-1
 NFPA 70-1999 (ANSI)
 JIC EGP1
 JIC EMP1
 Federal Specification A-A-50552
 Federal Standard H-28 (Threads)



5331 Series*
5231 AL Series

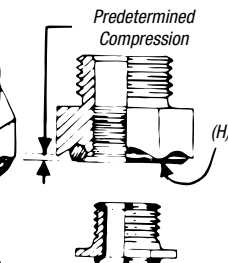

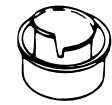
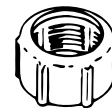


5361 Series



5271 Series

* 5341 Series...
 same as 5331, except 45° Connectors
 5351 Series...
 same as 5331, except 90° Connectors



5361 Series
CHASE® Style

NEC and National Electrical Code are registered trademarks of the National Fire Protection Association, Inc.

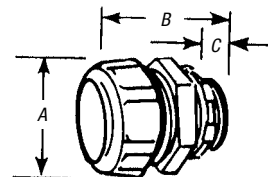
Santoprene is a registered trademark of Advanced Elastomer Systems.

52®/53® Series Liquidtight Fittings and Flexible Metallic Conduits

52® and 53® Series Liquidtight Straight Connectors*



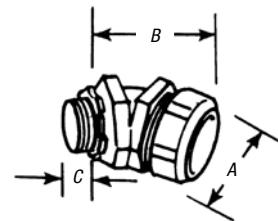
CAT. NO.		CONDUIT SIZE	DIMENSIONS (IN.)		
INSULATED STEEL	NON-INSULATED STEEL		A	B	C
5229†	—	¼"	27/32	1½	1½/2
5330†	—	⅝"	63/64	1½	1½/2
5331†**	5231†	¾"	1½/32	1½	9/16
5332†	5232†	½"	13/8	19/16	9/16
5333†	5233†	¾"	121/32	1½	9/16
5334†	5234†	1"	17/8	21/16	¾
5335†	5235†	1¼"	23/32	2½	13/16
5336	5236	1½"	223/32	211/16	13/16
5337	5237	2"	3¼	31/16	7/8
5338	5238	2½"	3¾	4½	1
5339	5239	3"	4½	4¼	1
5340	5240	4"	5½	4½	1½
5385†	5285	5"	8¾	7	1½
5386†	—	6"	8¾	8½	2



Steel/malleable iron or aluminum tapered hub threads. With safe-edge ground through 4" cone and double bevel seating ring (through 2").

52® and 53® Series Liquidtight 45° Angle Connectors*

CAT. NO.		CONDUIT SIZE	DIMENSIONS (IN.)		
INSULATED	NON-INSULATED		A	B	C
5341†**	5241†	¾"	1½/32	19/16	9/16
5342†	5242†	½"	13/8	17/8	9/16
5343†	5243†	¾"	121/32	21/8	9/16
5344†	5244†	1"	17/8	2¼	¾
5345†	5245†	1¼"	23/32	2¾	13/16
5346	5246	1½"	223/32	33/8	13/16
5347	5247	2"	3¼	33/8	7/8
5348	5248	2½"	3¾	4¼	1
5349	5249	3"	4½	4¼	1
5350	5250	4"	5½	4¾	1½

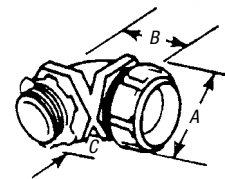


Malleable iron, tapered hub threads. With safe-edge ground cone and double bevel sealing ring (through 2").

52® and 53® Series Liquidtight 90° Angle Connectors



CAT. NO.		HUB SIZE	CONDUIT SIZE	DIMENSIONS (IN.)		
INSULATED	NON-INSULATED			A	B	C
5351	5251	¾"	¾"	1½/32	1¾	9/16
5352	5252	½"	½"	1¾	19/16	9/16
5353	5253	¾"	¾"	121/32	1¾	9/16
5354	5254	1"	1"	17/8	21/16	¾
5355	5255	1¼"	1¼"	23/32	2¾	13/16
5356	5256	1½"	1½"	223/32	215/16	13/16
5357	5257	2"	2"	3¼	31/16	7/8
5358	5258	2½"	2½"	3¾	8½	1
5359	5259	3"	3"	4½	10¼	1
5360	5260	4"	4"	5½	12¾	1½



* Suitable for hazardous locations use in Class I, Div. 2; Class II, Div. 1 and 2; Class III, Div. 1 and 2, where general-purpose equipment is specifically permitted per NEC®.
** ¾" Conduit Fitting has ½" hub.

† UL Listed as grounding means under NEC 350.60.
‡ Not UL Listed.

Note: UL Listed liquidtight; and CSA Certified watertight. Available with DURA-PLATE® Finish. UL File No. E-23018 CSA File No. 2884

For wire mesh grips, refer to page E-11.

Blue is a trademark color of Thomas & Betts.