

## Conduit Bodies and Covers

### Conduit Outlet Bodies

#### Application

Conduit Bodies are installed in conduit systems to:

- Connect conduit sections
- Act as pull outlets when conductors are being installed
- Provide easy access for splices in branch conductors
- Make 90° bends in conduit runs
- Act as mounting outlets for wiring devices and lighting fixtures
- Provide access to conductors for maintenance and future system changes

#### Features

- Standard features include tapered (NPT) threads and integral bushings to protect wire insulation
- T&B Form 7 bodies and covers are interchangeable with other manufacturers' Form 7 bodies and covers
- T&B Form 8 bodies and covers are interchangeable with other manufacturers' Form 8 bodies and covers
- T&B Form 7 and Form 8 bodies feature BlueKote® internal coating for easier wire pulling
- T&B Series 35 bodies and covers are interchangeable with other manufacturers' 35/5 Series iron and steel bodies and covers

#### Materials

Form 7, Form 8 and Series 35 Conduit Bodies.....	Sand-cast class 30 gray iron alloy
Stainless Steel Conduit Bodies.....	Type 316 stainless steel
Red•Dot® Conduit Bodies.....	Die-cast aluminum, copper-free
Covers.....	Sand-cast gray iron alloy and stamped sheet steel with steel-stainless steel screws
Stainless Steel Covers.....	Cast and stamped Type 316 stainless steel with stainless steel screws
Gaskets.....	Neoprene

#### Finish

Form 7, Form 8 and Series 35 Conduit Bodies....	Zinc-plating with aluminum acrylic coating
Form 7 and Form 8 Bodies.....	Internal PTFE-based BlueKote® coating
Red•Dot® Conduit Bodies.....	Aluminum laquer
Covers.....	Gray iron zinc-plating with aluminum acrylic coating, and stamped steel zinc-plating with clear chromate coating; Form 7 and Form 8 covers include neoprene gasket
Stainless Steel Bodies and Covers .....	Polished

#### Listings/Compliances

UL Standard: 514A, 514B
Fed. Spec: W-C-586D
CSA Standard: C22.2 No. 18



## Conduit Bodies and Covers

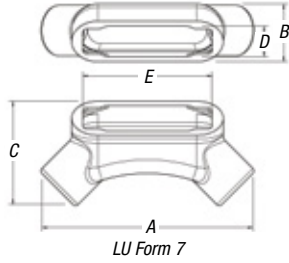


### Conduit Bodies Quick Reference

SHAPE	TYPE	HUB SIZE (IN.)										SEE PAGE
		½	¾	1	1¼	1½	2	2½	3	3½	4	
	BlueKote® Form 7	LB17	LB27	LB37	LB47	LB57	LB67	LB77	LB87	LB97	LB107	<b>E-71</b>
	BlueKote® Form 8**	LB18	LB28	LB38	LB448	LB58	LB68	LB78	LB888	LB98	LB108	
	Series 35	LB50M	LB75M-TB	LB100M	LB125M	LB150M	LB200M	LB250M	LB300M	LB350M	LB400M	
	Threaded Aluminum*	ALB1	ALB2	ALB3	ALB4	ALB5	ALB6	ALB7	ALB8	ALB9	ALB10	
	EMT Aluminum*	BLB1	BLB2	BLB3	BLB4	BLB5	BLB6	BLB7	BLB8	BLB9	BLB10	
	Stainless Steel Form 8	LB18SST	LB28SST	LB38SST	LB48SST	LB58SST	LB68SST	(with covers, gaskets and screws)			<b>E-69</b>	
	BlueKote® Form 7	LU17	LU27	LU37	LU47	LU57	LU67	—	—	—	—	<b>E-72</b>
	Stainless Steel Form 8	LU18SST	LU28SST	LU38SST	LU48SST	LU58SST	LU68SST	(with covers, gaskets and screws)				<b>E-69</b>
	BlueKote® Form 7	T17	T27	T37	T47	T57	T67	T77	T87	T97	T107	<b>E-72</b>
	BlueKote® Form 8**	T18	T28	T38-TB	T448	T58	T68	T78	T88-TB	—	—	
	Series 35	T50M	T75M	T100M	T125M	T150M	T200M	T250M	T300M	T350M	T400M	
	Threaded Aluminum*	AT1	AT2	AT3	AT4	AT5	AT6	AT7	AT8	AT9	AT10	
	EMT Aluminum*	BT1	BT2	BT3	BT4	BT5	BT6	—	—	—	—	
	Stainless Steel Form 8	T18SST	T28SST	T38SST	T48SST	T58SST	T68SST	(with covers, gaskets and screws)			<b>E-69</b>	
	BlueKote® Form 7	C17	C27	C37	C47	C57	C67	C77-TB	C87	—	—	<b>E-73</b>
	BlueKote® Form 8**	C18	C28	C38	C448	C58-TB	C68	C78	C88	—	—	
	Series 35	C50M	C75M-TB	C100M	C125M	C150M	C200M	C250M-TB	C300M	C350M	C400M	
	Threaded Aluminum*	AC1	AC2	AC3	AC4	AC5	AC6	AC7	AC8	AC9	AC10	
	EMT Aluminum*	BC1	BC2	BC3	BC4	BC5	BC6	—	—	—	—	
	BlueKote® Form 7	LL17	LL27	LL37	LL47	LL57	LL67	LL77	LL87	LL97	LL107	<b>E-74</b>
	BlueKote® Form 8**	LL18	LL28	LL38	LL448	LL58	LL68	LL78	LL888	—	—	
	Series 35	LL50M	LL75M	LL100M	LL125M	LL150M	LL200M	LL250M	LL300M	LL350M	LL400M	
	Threaded Aluminum*	ALL1	ALL2	ALL3	ALL4	ALL5	ALL6	ALL7	ALL8	ALL9	ALL10	
	EMT Aluminum*	BLL1	BLL2	BLL3	BLL4	—	—	—	—	—	—	
	BlueKote® Form 7	LR17	LR27	LR37	LR47	LR57	LR67	LR77	LR87	LR97	LR107	<b>E-75</b>
	BlueKote® Form 8**	LR18	LR28	LR38	LR448	LR58	LR68	LR78	LR888	—	—	
	Series 35	LR50M	LR75M	LR100M	LR125M	LR150M	LR200M	LR250M	LR300M	LR350M-TB	LR400M	
	Threaded Aluminum*	ALR1	ALR2	ALR3	ALR4	ALR5	ALR6	ALR7	ALR8	ALR9	ALR10	
	EMT Aluminum*	BLR1	BLR2	BLR3	BLR4	—	—	—	—	—	—	
	BlueKote® Form 7	L17-TB	L27-TB	L37-TB	L47-TB	L57-TB	L67-TB	—	—	—	—	<b>E-76</b>
	Threaded Aluminum*	ALRL1	ALRL2	ALRL3	ALRL4	ALRL5	ALRL6	—	—	—	—	
	EMT Aluminum*	BLRL1	BLRL2	BLRL3	BLRL4	BLRL5	BLRL6	—	—	—	—	
	BlueKote® Form 7	TB17-TB	TB27	TB37	TB47	TB57	TB67	—	—	—	—	<b>E-76</b>
	BlueKote® Form 8**	TB18	TB28	TB38	TB448	TB58	TB68	—	—	—	—	
	Series 35	TB50M	TB75M	TB100M	TB125M	TB150M	TB200M	—	—	—	—	
	Stainless Steel Form 8	TB18SST	TB28SST	TB38SST	TB48SST	TB58SST	TB68SST	(with covers, gaskets and screws)				
	BlueKote® Form 7	X17	X27	X37	X47	X57	X67	—	—	—	—	<b>E-77</b>
	BlueKote® Form 8**	X18	X28	X38	X448	X58	X68	—	—	—	—	
	Series 35	X50M	X75M	X100M	X125M	X150M	X200M	—	—	—	—	
	BlueKote® Form 7	E17	E27	E27	—	—	—	—	—	—	—	<b>E-77</b>
	Threaded Aluminum	AE1	AE2	AE3	—	—	—	—	—	—	—	
	BlueKote® Form 7	TA17	TA27	TA37	TA47	TA57	TA67	—	—	—	—	—

\*Aluminum conduit bodies (A and B series 2½" through 4") furnished with one stamped steel cover \*\*½" through 1¼" have (2) mounting holes; 1½" through 4" have (4) mounting holes

## Conduit Bodies and Covers

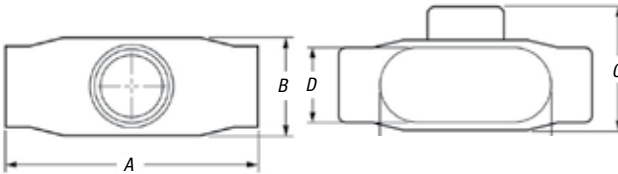


LU Form 7

### LU® Form 7 BlueKote® Conduit Bodies



CAT. NO.	HUB SIZE	DIMENSIONS (IN.)					CU. IN.
		A	B	C	D	E	
LU17	½"	5.54	1.45	2.72	.95	3.20	4.8
LU27	¾"	6.22	1.70	3.07	1.15	3.80	7.6
LU37	1"	7.34	1.97	3.52	1.35	4.55	13.4
LU47	1¼"	8.40	2.47	4.21	1.80	5.00	23.0
LU57	1½"	8.95	2.72	4.44	2.05	5.45	28.3
LU67	2"	10.61	3.43	5.43	2.45	6.40	56.0



T Form 7 and Form 8

### T Form 7 BlueKote® Conduit Bodies

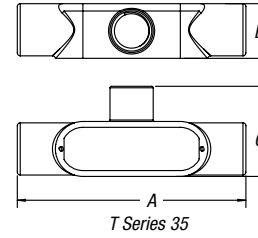


CAT. NO.	HUB SIZE	DIMENSIONS (IN.)					CU. IN.
		A	B	C	D	E	
T17	½"	5.60	1.80	2.35	.95	3.20	6.0
T27	¾"	6.20	2.00	2.60	1.15	3.80	9.1
T37	1"	7.35	2.30	3.10	1.35	4.55	16.9
T47	1¼"	7.30	2.30	3.05	1.80	5.00	19.3
T57	1½"	8.60	2.60	3.80	2.05	5.45	27.5
T67	2"	9.50	3.20	4.25	2.45	6.40	50.0
T77	2½"	12.10	3.65	5.80	3.60	8.40	102.0
T87	3"	12.10	4.40	5.80	3.60	8.40	132.0
T97	3½"	14.65	4.90	7.05	4.55	10.25	210.0
T107	4"	14.65	5.40	7.05	4.55	10.25	243.0

### T Form 8 BlueKote® Conduit Bodies



CAT. NO.	HUB SIZE	DIMENSIONS (IN.)					CU. IN.
		A	B	C	D	E	
T18	½"	5.69	7.75	2.16	1.00	3.31	6.0
T28	¾"	6.28	2.00	2.31	1.19	3.94	9.0
T38-TB	1"	7.31	2.25	2.63	1.38	4.56	15.0
T448	1¼"	8.50	2.63	3.16	1.75	5.31	24.0
T58	1½"	10.38	2.78	4.00	2.13	6.50	46.5
T68	2"	12.25	3.56	5.00	3.00	8.56	88.0
T78	2½"	15.63	4.44	6.69	4.25	10.88	110.0
T88-TB	3"	15.63	4.81	6.69	4.25	10.88	110.0

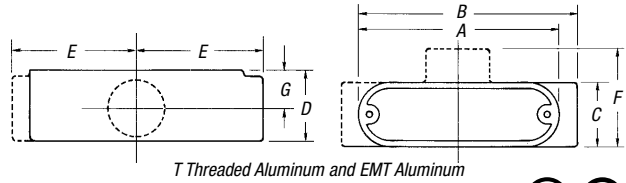


T Series 35

### T Series 35 Conduit Bodies



CAT. NO.	HUB SIZE	DIMENSIONS (IN.)			CU. IN.
		A	B	C	
T50M	½"	5.38	2.05	1.34	6.0
T75M	¾"	6.00	2.25	1.50	9.5
T100M	1"	7.05	2.65	1.80	15
T125M	1¼"	9.00	2.75	2.60	33
T150M	1½"	9.00	3.50	2.60	36
T200M	2"	11.50	4.12	3.12	76
T250M	2½"	15.00	5.71	4.31	142
T300M	3"	15.12	5.87	4.31	173
T350M	3½"	18.13	6.81	5.19	292
T400M	4"	18.13	7.15	5.56	324



T Threaded Aluminum and EMT Aluminum

### T Threaded Aluminum Conduit Bodies



CAT. NO.	HUB SIZE	DIMENSIONS (IN.)							CU. IN.
		A	B	C	D	E	F	G	
AT1	½"	3.88	4.38	1.33	1.38	2.41	2.06	.81	4.3
AT2	¾"	3.63	5.13	1.53	1.63	2.78	2.59	.94	7.3
AT3	1"	5.38	5.94	1.75	1.88	3.25	2.63	1.00	11.8
AT4	1¼"	7.25	7.88	2.50	2.50	4.19	3.53	1.38	32.0
AT5	1½"	7.25	7.88	2.50	2.75	4.19	3.53	1.50	32.0
AT6	2"	9.50	10.19	3.13	3.56	5.41	4.00	1.97	69.5
AT7	2½"	12.25	13.00	4.50	4.50	6.88	5.78	2.44	190.0
AT8	3"	12.25	13.00	4.50	4.50	6.88	5.78	2.44	190.0
AT9	3½"	15.00	16.31	5.50	5.56	8.81	6.81	3.00	366.0
AT10	4"	15.00	16.31	5.50	5.56	8.81	6.81	3.00	366.0

### T EMT Aluminum Conduit Bodies



CAT. NO.	HUB SIZE	DIMENSIONS (IN.)							CU. IN.
		A	B	C	D	E	F	G	
BT1	½"	3.88	4.38	1.33	1.38	2.41	2.06	.81	4.3
BT2	¾"	4.63	5.13	1.53	1.63	2.78	2.59	.94	7.3
BT3	1"	5.38	5.94	1.75	1.88	3.25	2.63	1.00	11.8
BT4	1¼"	7.25	7.88	2.50	2.50	4.19	3.53	1.38	32.0
BT5	1½"	7.25	7.88	2.50	2.75	4.19	3.53	1.50	32.0
BT6	2"	9.50	10.19	3.13	3.56	5.41	4.00	1.97	69.5