

52[®]/53[®] Series Liquidtight Fittings and Flexible Metallic Conduits

Liquidtight Flexible Metal Conduit Fittings

Application

- Used where flexible metal raceway is installed in outdoor or indoor locations where exposed to continuous or intermittent moisture
- To positively bond conduit to box or enclosure

Features

- Ability to install quickly with low torque effort
- Ground cone design offers the following advantages:
 - (1) Compresses metallic convolutions; provides high-quality ground contact with low impedance and high raceway holding power (A)
 - (2) Single helical thread on ground cone is easy to install without cross thread; accepts variations in raceway diameters and convolution pitch (B)
 - (3) Rolled-over edge protects conductors (C)

Sealing Ring Design Features

- (1) Grips and seals at leading and trailing edge — will not abrade raceway jacket (D)
 - (2) Provided with grooves on inside diameter for anti-sleeving (E)
 - (3) Shoulders on both ends for extra sealing (F)
 - (4) Symmetrical shape assures foolproof assembly
- Can be disconnected and reused
 - Watertight/oil-tight installation at box or enclosure termination is ensured by:
 - (1) External taper thread hub on 5331 series and use of sealing gasket 5262 series (G)
 - (2) Captivated sealing O-Ring on 5361 series (H)
 - (3) Taper tapped hole on 5271 series
 - Suitable for use in Class I Division 2, Class II Division 1 and 2 and Class III Division 1 and 2 Hazardous Locations per NEC[®] Section 500
 - Suitable as a grounding means per NEC Section 351-9 (up to 1¼" trade size on)
 - ½" & 1¼" sizes laboratory tested to carry ground fault current of up to 1,000 amps RMS with duration of fault current three cycles
 - Conforms with JIC requirements
 - Available with imperial, ISO and PG threaded hub

Standard Material

5331-5361-5271 Series

Body, Gland, Locknut & Ground Cones: Steel (¼"–1¼") or malleable iron (1½"–6")

Sealing Ring and Insulator: All thermoplastic

Sealing Gasket: Stainless Steel and Santoprene[®]

5331SST-5331SSTHT Series

304 Stainless Steel insulated

Sealing Ring and Insulator: All thermoplastic

Sealing Gasket: Stainless Steel and Santoprene[®]

5231 AL Series

All Copper-free Aluminum (non-insulated)

Standard Finish

5331-5361-5271 Series

Electro Zinc Plated with Chromate Coating

5331ST-5331STH Series

Electro Zinc Plated with Chromate Coating

5231 AL Series

Copper-free Aluminum

Range

5331 Series ¾" through 6"* conduit
5341 Series ¾" through 4" conduit
5351 Series ¾" through 4" conduit
5361 Series ¾" through 4" conduit
5271 Series ¾" through 1¼" conduit
5331SST Series ¾" through 2" conduit
5331SSTHT Series ¾" through 2" conduit
5231 AL Series ¾" through 4" conduit

*All hubs provided with taper pipe threads (NPT)

Listings/Compliances

UL UL File No. E-23018
 CSA LR-2884, LR-4484, LR-9555
 UL 514B
 CSA C22.2 No. 18
 NEMA FB-1
 NFPA 70-1999 (ANSI)
 JIC EGP1
 JIC EMP1
 Federal Specification A-A-50552
 Federal Standard H-28 (Threads)



5331 Series*
5231 AL Series

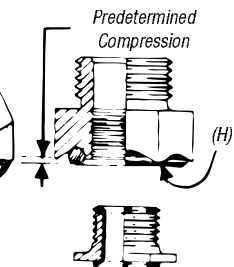

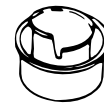
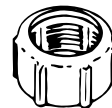


5361 Series



5271 Series

* 5341 Series...
 same as 5331, except 45° Connectors
 5351 Series...
 same as 5331, except 90° Connectors



5361 Series
CHASE[®] Style

NEC and National Electrical Code are registered trademarks of the National Fire Protection Association, Inc.

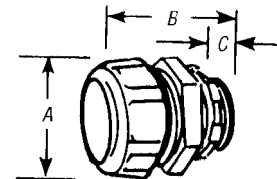
Santoprene is a registered trademark of Advanced Elastomer Systems.

52[®] /53[®] Series Liquidtight Fittings and Flexible Metallic Conduits

52[®] and 53[®] Series Liquidtight Straight Connectors*



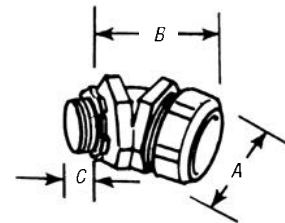
CAT. NO.		CONDUIT SIZE	DIMENSIONS (IN.)		
INSULATED STEEL	NON-INSULATED STEEL		A	B	C
5229 [†]	—	1/4"	2 1/32	1 3/8	1 1/32
5330 [†]	—	3/16"	6 3/64	1 3/8	1 1/32
5331 ^{†**}	5231 [†]	3/8"	1 1/32	1 1/2	3/16
5332 [†]	5232 [†]	1/2"	1 3/8	1 9/16	9/16
5333 [†]	5233 [†]	3/4"	1 23/32	1 3/8	9/16
5334 [†]	5234 [†]	1"	1 7/8	2 1/16	3/4
5335 [†]	5235 [†]	1 1/4"	2 29/32	2 1/2	1 3/16
5336	5236	1 1/2"	2 29/32	2 11/16	1 3/16
5337	5237	2"	3 1/4	3 1/16	1/8
5338	5238	2 1/2"	3 3/4	4 1/8	1
5339	5239	3"	4 1/2	4 1/4	1
5340	5240	4"	5 1/2	4 1/2	1 1/8
5385 [†]	5285	5"	8 3/4	7	1 1/8
5386 [†]	—	6"	8 3/4	8 1/2	2



Steel/malleable iron or aluminum tapered hub threads. With safe-edge ground through 4" cone and double bevel seating ring (through 2").

52[®] and 53[®] Series Liquidtight 45° Angle Connectors*

CAT. NO.		CONDUIT SIZE	DIMENSIONS (IN.)		
INSULATED	NON-INSULATED		A	B	C
5341 ^{†**}	5241 [†]	3/8"	1 1/32	1 1/16	3/16
5342 [†]	5242 [†]	1/2"	1 3/8	1 1/8	9/16
5343 [†]	5243 [†]	3/4"	1 23/32	2 1/8	9/16
5344 [†]	5244 [†]	1"	1 7/8	2 1/4	3/4
5345 [†]	5245 [†]	1 1/4"	2 29/32	2 3/4	1 3/16
5346	5246	1 1/2"	2 29/32	3 3/8	1 3/16
5347	5247	2"	3 1/4	3 3/8	1/8
5348	5248	2 1/2"	3 3/4	4 1/4	1
5349	5249	3"	4 1/2	4 1/4	1
5350	5250	4"	5 1/2	4 3/4	1 1/8

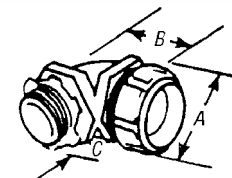


Malleable iron, tapered hub threads. With safe-edge ground cone and double bevel sealing ring (through 2").

52[®] and 53[®] Series Liquidtight 90° Angle Connectors



CAT. NO.		HUB SIZE	CONDUIT SIZE	DIMENSIONS (IN.)		
INSULATED	NON-INSULATED			A	B	C
5351	5251	3/8"	3/8"	1 1/32	1 3/8	3/16
5352	5252	1/2"	1/2"	1 3/8	1 1/16	3/16
5353	5253	3/4"	3/4"	1 23/32	1 3/4	3/16
5354	5254	1"	1"	1 7/8	2 1/16	3/4
5355	5255	1 1/4"	1 1/4"	2 29/32	2 3/4	1 3/16
5356	5256	1 1/2"	1 1/2"	2 29/32	2 15/16	1 3/16
5357	5257	2"	2"	3 1/4	3 1/16	1/8
5358	5258	2 1/2"	2 1/2"	3 3/4	8 1/8	1
5359	5259	3"	3"	4 1/2	10 1/4	1
5360	5260	4"	4"	5 1/2	12 3/4	1 1/8



* Suitable for hazardous locations use in Class I, Div. 2; Class II, Div. 1 and 2; Class III, Div. 1 and 2, where general-purpose equipment is specifically permitted per NEC®.

** 3/8" Conduit Fitting has 1/2" hub.

† UL Listed as grounding means under NEC 350.60.

‡ Not UL Listed.

Note: UL Listed liquidtight; and CSA Certified watertight. Available with DURA-PLATE® Finish. UL File No. E-23018 CSA File No. 2884

For wire mesh grips, refer to page E-11.

Blue is a trademark color of Thomas & Betts.