

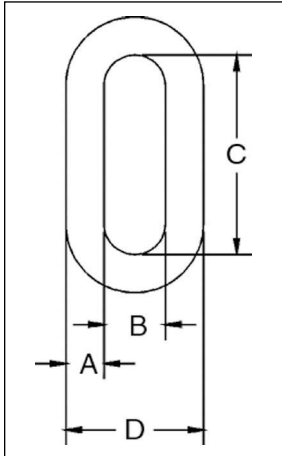
Links and Rings



G-340 S-340



G-340 from 5/8" thru 7/8" meet the performance requirements of Federal Specification RR-C-271F, Type XV, except for those provisions required of the contractor. For additional information, see page 444.



Weldless End Links


- Forged carbon steel - Quenched and Tempered
- Self Colored or Hot Dip Galvanized.

Size (A) (in.)	Stock No.		Working Load Limit (lbs.)*	Weight Each (lbs.)	Dimensions (in.)		
	G-340 Galv.	S-340 S.C.			B	C	D
5/16	1014057	1014066	2500	.15	.50	1.75	1.18
3/8	1014075	1014084	3800	.22	.56	1.88	1.38
1/2	1014093	1014100	6500	.49	.75	2.38	1.81
5/8	1014119	1014128	9300	.97	1.00	3.25	2.32
3/4	1014137	1014146	14000	1.51	1.13	3.50	2.68
7/8	1014155	1014164	12000	2.59	2.00	5.13	3.75
1	1014173	1014182	15200	3.95	2.25	5.75	4.25
1-1/4	1014191	1014208	26400	7.30	2.50	7.00	5.00
1-3/8	1014217	1014226	30000	10.38	2.75	7.75	5.50

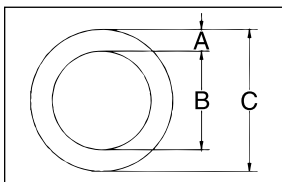
*Ultimate Load is 5 times the Working Load Limit. Based on single leg sling (in-line load), or resultant load on multiple legs with an included angle less than or equal to 120°.



S-643



Weldless Rings meet the performance requirements of Federal Specification RR-C-271F Type VI, except for those provisions required of the contractor. For additional information, see page 444.



S-643 Weldless Rings

- Forged carbon steel - Quenched and Tempered.
- Self Colored

Size (A) (in.)	S-643 Stock No.	Working Load Limit Single Pull (lbs.)*	Weight Each (lbs.)	Dimensions (in.)	
				B	C
7/8 x 4	1013780	7200	2.72	4.00	5.75
7/8 x 5-1/2	1013806	5600	3.47	5.50	7.25
1 x 4	1013824	10800	3.69	4.00	6.00
1-1/8 x 6	1013842	10400	6.60	6.00	8.25
1-1/4 x 5	1013860	17000	6.82	5.00	7.50
1-3/8 x 6	1013888	19000	10.12	6.00	8.75

*Ultimate Load is 6 times the Working Load Limit.