

# COUPLINGS

## T7000 SERIES ONE-PIECE CRIMP COUPLINGS

### HOSE COMPATIBILITY FOR T7000 SERIES

#### NON-SKIVE

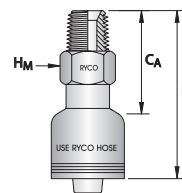
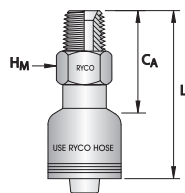
For RYCO Hose Series H3000D/S (sizes -20 to -32).  
 For RYCO Hose Series H4000D/S (sizes -06 to -32).  
 For RYCO Hose Series H5000D/S (sizes -06 to -24).  
 For RYCO Hose Series H6000D/S (sizes -06 to -20).  
 For RYCO Hose Series T2D/S/C (sizes -06 to -32).  
 For RYCO Hose Series E2, HSPD (sizes -06 to -16).  
 For RYCO Hose Series H12D/S (sizes -06 to -20).  
 For RYCO Hose Series R45H, HSHD (sizes -20 to -32).  
 For RYCO Hose Series T2, TXA2D, RQP2 (sizes -06 to -32).  
 For RYCO Hose Series D2B (sizes -24 to -32).  
 For RYCO Hose Series R45P (cover must be skived) (all sizes).

#### SKIVE

For RYCO Hose Series R4SPD (cover must be skived) all sizes.

<b>BSPT</b>	<b>T7010</b>	<b>T7014</b>
-------------	--------------	--------------

60° SEAT



HOSE SIZE		THRD SIZE	DASH SIZE	MALE HEX	BSPT MALE				BSPT MALE HEAVY DUTY						
DN	inch	inch		HM-SPANNER		PART NO	CA		L		PART NO	CA		L	
				inch	mm		inch	mm	inch	mm		inch	mm	inch	mm
10	3/8	3/8	-0606	3/4	19	<b>T7010-0606</b>	1.38	35	2.56	65					
12	1/2	1/2	-0808	7/8	22	<b>T7010-0808</b>	1.65	42	2.72	69					
19	3/4	3/4	-1212	1.1/16	27	<b>T7010-1212</b>	1.85	47	3.07	78					
25	1	1	-1616		36	<b>T7010-1616</b>	2.09	53	3.78	96	<b>T7014-1616</b>	1.89	48	3.58	91
31	1.1/4	1.1/4	-2020		46	<b>T7010-2020</b>	2.36	60	4.37	111					
38	1.1/2	1.1/2	-2424	2	50	<b>T7010-2424</b>	2.17	55	4.37	111					
51	2	2	-3232		65	<b>T7010-3232</b>	2.60	66	5.08	129					

**NOTE:** Hose Compatibility for the **T7000** series can be found on page 272.

## T7000 SERIES ONE-PIECE CRIMP COUPLINGS

INTRODUCTION

HOSE

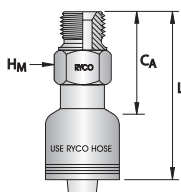
COUPLINGS

ADAPTORS

TECHNICAL

### BSPP T7013

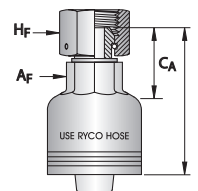
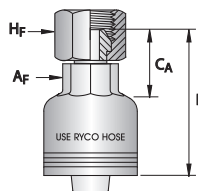
60° SEAT



DN	HOSE SIZE		DASH SIZE	HM-SPANNER		PART NO	CA		L	
	inch	inch		inch	mm		inch	mm	inch	mm
10	3/8	3/8	-0606	7/8	22	<b>T7013-0606</b>	1.46	37	2.60	66
12	1/2	1/2	-0808	1.1/16	27	<b>T7013-0808</b>	1.61	41	2.72	69
12	1/2	5/8	-0810	1.1/4	32	<b>T7013-0810</b>	1.73	44	2.80	71
19	3/4	3/4	-1212	1.1/4	32	<b>T7013-1212</b>	1.85	47	3.07	78
19	3/4	3/4	-1216	1.5/8	41	<b>T7013-1216</b>	2.01	51	3.23	82
25	1	1	-1616	1.5/8	41	<b>T7013-1616</b>	2.01	51	3.70	94
31	1.1/4	1.1/4	-2020	2	50	<b>T7013-2020</b>	2.36	60	4.37	111
38	1.1/2	1.1/2	-2424	2.3/16	55	<b>T7013-2424</b>	2.17	55	4.37	111
51	2	2	-3232	2.3/4	70	<b>T7013-3232</b>	2.64	67	5.12	130

### BSPP T7020 T7022

60° SEAT



DN	HOSE SIZE		DASH SIZE	AF-SPANNER		HF-SPANNER		PART NO	BSP FEMALE			BSP FEMALE HEAVY DUTY					
	inch	inch		inch	mm	inch	mm		inch	mm	inch	mm	inch	mm			
10	3/8	3/8	-0606	5/8	16	7/8	22	<b>T7020-0606</b>	1.02	26	2.20	56					
12	1/2	1/2	-0808	3/4	19	1.1/16	27	<b>T7020-0808</b>	1.10	28	2.20	56	<b>T7022-0808</b>	1.10	28	2.20	56
16	5/8	5/8	-1010	15/16	24	1.3/16	30	<b>T7020-1010</b>	1.14	29	2.40	61					
19	3/4	3/4	-1212	1.1/16	27	1.1/4	32	<b>T7020-1212</b>	1.30	33	2.52	64	<b>T7022-1212</b>	1.30	33	2.52	64
19	3/4	1	-1612					<b>T7020-1216</b>	1.54	39	2.76	70					
25	1	1	-1616	1.1/4	32	1.1/2	38	<b>T7020-1616</b>	1.50	38	3.19	81	<b>T7022-1616</b>	1.50	38	3.19	81
31	1.1/4	1	-2016	1.5/8	41	1.1/2	38	<b>T7020-2016</b>	1.73	44	3.74	95					
31	1.1/4	1.1/4	-2020	1.5/8	41	2	50	<b>T7020-2020</b>	1.77	45	3.78	96	<b>T7022-2020</b>	1.77	45	3.78	96
38	1.1/2	1.1/2	-2424	2	50	2.3/16	55	<b>T7020-2424</b>	1.85	47	4.06	103					
51	2	2	-3232		65	2.3/4	70	<b>T7020-3232</b>	2.17	55	4.61	117					

**NOTE:** T7000 BSPP, JIC, JIS and Metric Swivel Nut Couplings are shown as "Crimp Nut". Larger sizes are "Wire Nut" or "Slip Nut". See note on page 168.

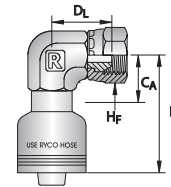
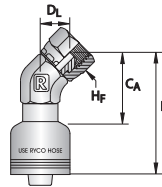
**NOTE:** Hose Compatibility for the T7000 series can be found on page 272.

# COUPLINGS

## T7000 SERIES ONE-PIECE CRIMP COUPLINGS

<b>BSPP</b>	<b>T7060</b>	<b>T7050</b>
-------------	--------------	--------------

60° SEAT

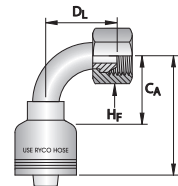
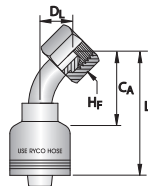


HOSE SIZE	THRD SIZE	DASH SIZE	FEMALE HEX	BSPP FEMALE 45° ELBOW								BSPP FEMALE 90° ELBOW								
				H <sub>F</sub> -SPANNER		PART NO	C <sub>A</sub>		L		D <sub>L</sub>		PART NO	C <sub>A</sub>		L		D <sub>L</sub>		
DN	inch	inch		inch	mm			inch	mm	inch	mm	inch		mm	inch	mm	inch	mm	inch	mm
10	3/8	3/8	-0606	7/8	22									<b>T7050-0606</b>	1.22	31	2.36	60	1.10	28
12	1/2	1/2	-0808	1.1/16	27	<b>T7060-0808</b>	1.14	29	2.24	57	0.71	18	<b>T7050-0808</b>	1.46	37	2.56	65	1.22	31	
19	3/4	3/4	-1212	1.1/4	32	<b>T7060-1212</b>	1.34	34	2.52	64	0.79	20	<b>T7050-1212</b>	1.57	40	2.80	71	1.42	36	
25	1	1	-1616	1.1/2	38	<b>T7060-1616</b>	1.38	35	3.07	78	1.02	26	<b>T7050-1616</b>	1.54	39	3.23	82	1.77	45	
31	1.1/4	1.1/4	-2020	2	50	<b>T7060-2020</b>	1.46	37	3.46	88	1.14	29	<b>T7050-2020</b>	2.05	52	4.06	103	2.05	52	
38	1.1/2	1.1/2	-2424	2.3/16	55								<b>T7050-2424</b>	2.36	60	4.61	117	2.32	59	
51	2	2	-3232	2.3/4	70								<b>T7050-3232</b>	2.20	56	4.69	119	2.44	62	

**NOTE:** T7000 BSPP, JIC, JIS and Metric Swivel Nut Couplings are shown as "Crimp Nut". Larger sizes are "Wire Nut" or "Slip Nut". See note on page 168.

<b>BSPP</b>	<b>T7270</b>	<b>T7260</b>
-------------	--------------	--------------

60° SEAT



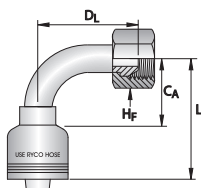
HOSE SIZE	THRD SIZE	DASH SIZE	FEMALE HEX	BSPP FEMALE 45° TUBE BEND								BSPP FEMALE 90° TUBE BEND							
				H <sub>F</sub> -SPANNER		PART NO	C <sub>A</sub>		L		D <sub>L</sub>		PART NO	C <sub>A</sub>		L		D <sub>L</sub>	
DN	inch	inch		inch	mm			inch	mm	inch	mm	inch		mm	inch	mm	inch	mm	inch
10	3/8	3/8	-0606	7/8	22	<b>T7270-0606</b>	1.61	41	2.80	71	0.71	18	<b>T7260-0606</b>	1.38	35	2.52	64	1.30	33
12	1/2	1/2	-0808	1.1/16	27	<b>T7270-0808</b>	1.97	50	3.07	78	0.87	22	<b>T7260-0808</b>	1.61	41	2.72	69	1.77	45
19	3/4	3/4	-1212	1.1/4	32	<b>T7270-1212</b>	3.11	79	4.33	110	1.14	29	<b>T7260-1212</b>	2.32	59	3.54	90	2.32	59
25	1	1	-1616	1.1/2	38	<b>T7270-1616</b>	3.35	85	5.04	128	1.65	42	<b>T7260-1616</b>	2.68	68	4.37	111	3.07	78
31	1.1/4	1	-2016	1.1/2	38								<b>T7260-2016</b>	3.54	90	5.55	141	3.03	77
31	1.1/4	1.1/4	-2020	2	50	<b>T7270-2020</b>	6.50	165	8.50	216	1.81	46	<b>T7260-2020</b>	3.94	100	5.94	151	3.58	91
38	1.1/2	1.1/2	-2424	2.3/16	55	<b>T7270-2424</b>	5.04	128	7.24	184	2.05	52	<b>T7260-2424</b>	4.17	106	6.38	162	4.13	105
51	2	2	-3232	2.3/4	70	<b>T7270-3232</b>	5.91	150	8.39	213	2.56	65	<b>T7260-3232</b>	5.39	137	7.87	200	5.20	132

**NOTE:** Hose Compatibility for the T7000 series can be found on page 272.

## T7000 SERIES ONE-PIECE CRIMP COUPLINGS

### BSPP T7210

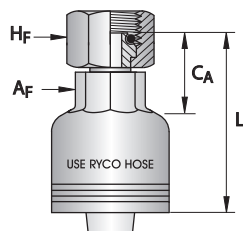
60° SEAT



HOSE SIZE		THRD SIZE	DASH SIZE	FEMALE HEX		BSPP FEMALE 90° LONG BEND							
DN	inch	inch		HF-SPANNER		PART NO		CA		L		DL	
	inch	inch		inch	mm	inch	mm	inch	mm	inch	mm	inch	mm
19	3/4	3/4	-1212	1.1/4	32	<b>T7210-1212</b>		2.32	59	3.54	90	3.74	95
25	1	1	-1616	1.1/2	38	<b>T7210-1616</b>		2.56	65	4.25	108	4.57	116
31	1.1/4	1.1/4	-2020	2	50	<b>T7210-2020</b>		4.21	107	6.22	158	1.81	46

### BSPO T7027

60° SEAT  
O RING

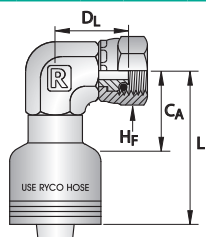


HOSE SIZE		THRD SIZE	DASH SIZE	BACK UP AF	FEMALE HEX		BSPO FEMALE						
DN	inch	inch		AF-SPANNER	HF-SPANNER	PART NO		CA		L		DL	
	inch	inch		inch	mm	inch	mm	inch	mm	inch	mm	inch	mm
19	3/4	3/4	-1212	1.1/16	27	1.1/4	32	<b>T7027-1212</b>	1.30	33	2.52	64	
25	1	1	-1616	1.1/4	32	1.1/2	38	<b>T7027-1616</b>	1.50	38	3.19	81	

**NOTE:** T7000 BSPP, JIC, JIS and Metric Swivel Nut Couplings are shown as "Crimp Nut". Larger sizes are "Wire Nut" or "Slip Nut".

### BSPO T7057

60° SEAT  
O RING



HOSE SIZE		THRD SIZE	DASH SIZE	FEMALE HEX		BSPO FEMALE 90° ELBOW							
DN	inch	inch		HF-SPANNER		PART NO		CA		L		DL	
	inch	inch		inch	mm	inch	mm	inch	mm	inch	mm	inch	mm
19	3/4	3/4	-1212	1.1/4	32	<b>T7057-1212</b>		1.54	39	2.76	70	1.50	38

INTRODUCTION

HOSE

COUPLINGS

ADAPTORS

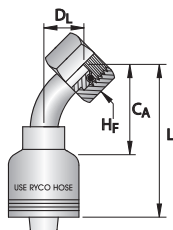
TECHNICAL

# COUPLINGS

## T7000 SERIES ONE-PIECE CRIMP COUPLINGS

<b>BSP0</b>	<b>T7277</b>
-------------	--------------

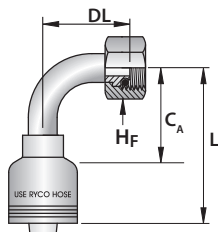
60° SEAT  
O RING



HOSE SIZE		THRD SIZE	DASH SIZE	FEMALE HEX		BSP0 FEMALE 45° TUBE BEND							
DN	inch	inch		inch	mm	PART NO		CA		L		DL	
						inch	mm	inch	mm	inch	mm	inch	mm
12	1/2	1/2	-0808	1.1/16	27	<b>T7277-0808</b>	1.97	50	3.03	77	0.83	21	
19	3/4	3/4	-1212	1.1/4	32	<b>T7277-1212</b>	2.76	70	3.98	101	1.26	32	
25	1	1	-1616	1.1/2	38	<b>T7277-1616</b>	3.35	85	5.04	128	1.65	42	

<b>BSP0</b>	<b>T7267</b>
-------------	--------------

60° SEAT  
O RING



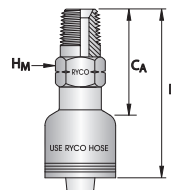
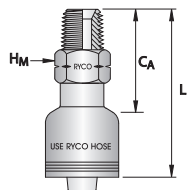
HOSE SIZE		THRD SIZE	DASH SIZE	FEMALE HEX		BSP0 FEMALE 90° TUBE BEND							
DN	inch	inch		inch	mm	PART NO		CA		L		DL	
						inch	mm	inch	mm	inch	mm	inch	mm
12	1/2	1/2	-0808	1.1/16	27	<b>T7267-0808</b>	1.57	40	2.68	68	1.73	44	
19	3/4	3/4	-1212	1.1/4	32	<b>T7267-1212</b>	2.17	55	3.39	86	2.32	59	
25	1	1	-1616	1.1/2	38	<b>T7267-1616</b>	2.83	72	4.53	115	2.95	75	

**NOTE:** Hose Compatibility for the **T7000** series can be found on page 272.

## T7000 SERIES ONE-PIECE CRIMP COUPLINGS

<b>NPT</b>	<b>T7090</b>	<b>T7091</b>
------------	--------------	--------------

60° SEAT



HOSE SIZE		THRD SIZE	DASH SIZE	MALE HEX	NPT MALE					NPT MALE EXTENDED (API)					
DN	inch	inch		HM-SPANNER		PART NO	CA		L		PART NO	CA		L	
				inch	mm		inch	mm	inch	mm		inch	mm	inch	mm
10	3/8	1/4	-0604	9/16		<b>T7090-0604</b>	1.38	35	2.56	65					
10	3/8	3/8	-0606	3/4	19	<b>T7090-0606</b>	1.38	35	2.56	65					
12	1/2	3/8	-0806	3/4	19	<b>T7090-0806</b>	1.50	38	2.60	66					
12	1/2	1/2	-0808	7/8	22	<b>T7090-0808</b>	1.65	42	2.72	69					
19	3/4	3/4	-1212	1.1/16	27	<b>T7090-1212</b>	1.85	47	3.07	78					
25	1	3/4	-1612	1.1/16	27	<b>T7090-1612</b>	1.85	47	3.54	90					
25	1	1	-1616	1.3/8		<b>T7090-1616</b>	2.09	53	3.78	96					
31	1.1/4	1	-2016	1.3/8		<b>T7090-2016</b>	2.28	58	4.29	109					
31	1.1/4	1.1/4	-2020	1.3/4		<b>T7090-2020</b>	2.36	60	4.37	111					
38	1.1/2	1.1/2	-2424	2		<b>T7090-2424</b>	2.17	55	4.37	111					
51	2	2	-3232	2.1/2		<b>T7090-3232</b>	2.60	66	5.08	129	<b>T7091-3232</b>	4.21	107	6.69	170

INTRODUCTION

HOSE

COUPLINGS

ADAPTORS

TECHNICAL

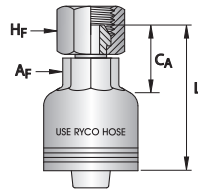
**NOTE:** Hose Compatibility for the **T7000** series can be found on page 272.

# COUPLINGS

## T7000 SERIES ONE-PIECE CRIMP COUPLINGS

<b>NPT</b>	<b>T7020N</b>
------------	---------------

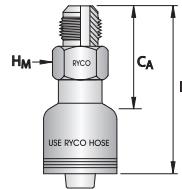
**60° SEAT**



HOSE SIZE		THRD SIZE	DASH SIZE	BACK UP Af		FEMALE HEX		NPSM FEMALE					
DN	inch	inch		Af-SPANNER		Hf-SPANNER		PART NO		CA		L	
				inch	mm	inch	mm			inch	mm	inch	mm
31	1.1/4	1.1/4	-2020	1.5/8	41	2	50	<b>T7020N-2020</b>	1.77	45	3.78	96	
38	1.1/2	1.1/2	-2424	2	50	2.3/8	60	<b>T7020N-2424</b>	1.85	47	4.06	103	
51	2	2	-3232	64	2.3/4	70		<b>T7020N-3232</b>	2.13	55	4.61	117	

<b>JIC - MALE</b>	<b>T7030 - T7031</b>
-------------------	----------------------

**37° FLARE**



HOSE SIZE		THRD SIZE	TUBE SIZE	DASH SIZE	MALE HEX		JIC MALE					
DN	inch	inch	inch		Hm-SPANNER		PART NO		CA		L	
					inch	mm			inch	mm	inch	mm
10	3/8	9/16	3/8	-0609	5/8	16	<b>T7030-0609</b>	1.42	36	2.56	65	
12	1/2	3/4	1/2	-0812	3/4	19	<b>T7030-0812</b>	1.57	40	2.68	68	
12	1/2	7/8	5/8	-0814	15/16	24	<b>T7030-0814</b>	1.69	43	2.76	70	
16	5/8	7/8	5/8	-1014	15/16	24	<b>T7030-1014</b>	1.69	43	2.99	76	
19	3/4	1.1/16	3/4	-1217	1.1/16	27	<b>T7030-1217</b>	1.97	50	3.19	81	
19	3/4	1.3/16	7/8	-1219	1.1/4	32	<b>T7030-1219</b>	2.01	51	3.23	82	
19	3/4	1.5/16	1	-1221	1.3/8		<b>T7030-1221</b>	2.05	52	3.27	83	
					36	<b>T7031-1221</b>						
25	1	1.5/16	1	-1621	1.3/8		<b>T7030-1621</b>	2.01	51	3.70	94	
					36	<b>T7031-1621</b>						
31	1.1/4	1.5/8	1.1/4	-2026	1.3/4		<b>T7030-2026</b>	2.32	59	4.33	110	
38	1.1/2	1.7/8	1.1/2	-2430	2	50	<b>T7030-2430</b>	2.24	57	4.45	113	
51	2	2.1/2	2	-3240	2.1/2		<b>T7030-3240</b>	2.87	73	5.35	136	

**NOTE:** Hose Compatibility for the **T7000** series can be found on page 272.

## T7000 SERIES ONE-PIECE CRIMP COUPLINGS

INTRODUCTION

HOSE

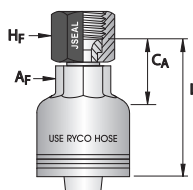
COUPLINGS

ADAPTORS

TECHNICAL

### JSEAL™ / JIC T7040 - T7041

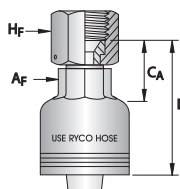
CONVEX SEAT



DN	HOSE SIZE		DASH SIZE	BACK UP Af		FEMALE HEX		PART NO	JSEAL™ / JIC FEMALE Ca		L	
	inch	inch		inch	mm	inch	mm		inch	mm	inch	mm
10	3/8	9/16	-0609	5/8	16	11/16		<b>T7040-0609</b>	0.87	22	2.01	51
				5/8	16		17	<b>T7041-0609</b>				
10	3/8	3/4	-0612	5/8	16	7/8	22	<b>T7040-0612</b>	1.02	26	2.17	55
12	1/2	3/4	-0812	3/4	19	7/8	22	<b>T7040-0812</b>	0.94	24	2.01	51
12	1/2	7/8	-0814	3/4	19	1.1/16	27	<b>T7040-0814</b>	1.06	27	2.17	55
12	1/2	1.1/16	-0817	3/4	19	1.1/4	32	<b>T7040-0817</b>	1.22	31	2.32	59
16	5/8	3/4	-1012	15/16	24	7/8	22	<b>T7040-1012</b>	0.98	25	2.28	58
16	5/8	7/8	-1014	15/16	24	1.1/16	27	<b>T7040-1014</b>	1.06	27	2.32	59
16	5/8	1.1/16	-1017	15/16	24	1.1/4	32	<b>T7040-1017</b>	1.18	30	2.48	63
19	3/4	3/4	-1212	1.1/16	27	7/8	22	<b>T7040-1212</b>	1.18	30	2.40	61
19	3/4	7/8	-1214	1.1/16	27	1.1/16	27	<b>T7040-1214</b>	1.34	34	2.56	65
19	3/4	1.1/16	-1217	1.1/16	27	1.1/4	32	<b>T7040-1217</b>	1.22	31	2.44	62
19	3/4	1.3/16	-1219	1.1/16	27	1.3/8		<b>T7040-1219</b>	1.22	31	2.44	62
19	3/4	1.5/16	-1221	1.1/16	27	1.1/2	38	<b>T7040-1221</b>	1.50	38	2.72	69
25	1	1.1/16	-1617	1.1/4	32	1.1/4	32	<b>T7040-1617</b>	1.34	34	3.03	77
25	1	1.5/16	-1621	1.1/4	32	1.1/2	38	<b>T7040-1621</b>	1.38	35	3.07	78
25	1	1.5/8	-1626	1.1/4	32	2	50	<b>T7040-1626</b>	1.61	41	3.31	84
31	1.1/4	1.5/16	-2021	1.5/8	41	1.1/2	38	<b>T7040-2021</b>	1.69	43	3.70	94
31	1.1/4	1.5/8	-2026	1.5/8	41	2	50	<b>T7040-2026</b>	1.69	43	3.70	94
31	1.1/4	1.7/8	-2030	1.5/8	41	2.1/4	57	<b>T7040-2030</b>	2.05	52	4.06	103
38	1.1/2	1.7/8	-2430	2	50	2.1/4	57	<b>T7040-2430</b>	2.09	53	4.29	109
51	2	2.1/2	-3240		65	2.7/8	73	<b>T7040-3240</b>	2.44	62	4.88	124

### JIC - HEAVY DUTY T7045

37° FLARE



DN	HOSE SIZE		DASH SIZE	BACK UP Af		FEMALE HEX		PART NO	JIC FEMALE HIGH PRESSURE Ca		L	
	inch	inch		inch	mm	inch	mm		inch	mm	inch	mm
25	1	1.5/16	-1621	1.1/4	32	1.5/8	41	<b>T7045-1621</b>	1.30	33	2.99	76
31	1.1/4	1.5/8	-2026	1.3/4		2.1/4	57	<b>T7045-2026</b>	1.57	40	3.62	92
38	1.1/2	1.7/8	-2430	2		2.1/4	57	<b>T7045-2430</b>	2.20	56	4.45	113

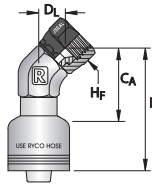
**NOTE:** Hose Compatibility for the T7000 series can be found on page 272.

# COUPLINGS

## T7000 SERIES ONE-PIECE CRIMP COUPLINGS

<b>JSEAL™ / JIC</b>	<b>T7080</b>
---------------------	--------------

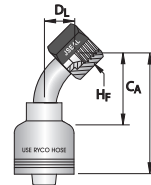
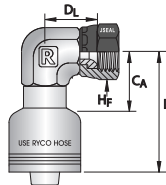
**CONVEX SEAT**



HOSE SIZE	THRD SIZE	DASH SIZE	BACK UP AF		FEMALE HEX		JSEAL™ / JIC FEMALE 45° ELBOW							
			inch	mm	inch	mm	AF-SPANNER		CA		L		DL	
DN	inch	inch		inch	mm	inch	mm	inch	mm	inch	mm	inch	mm	
12	1/2	3/4	-0812	7/8	22	7/8	22	<b>T7080-0812</b>	1.14	29	2.24	57	0.63	16
12	1/2	7/8	-0814	7/8	22	1.1/16	27	<b>T7080-0814</b>	1.14	29	2.24	57	0.67	17
19	3/4	1.1/16	-1217	1.1/16	27	1.1/4	32	<b>T7080-1217</b>	1.34	34	2.52	64	0.67	17
25	1	1.5/16	-1621	1.5/16		1.1/2	38	<b>T7080-1621</b>	1.38	35	3.07	78	0.83	21

<b>JSEAL™ / JIC</b>	<b>T7070</b>	<b>T7250 - T7251</b>
---------------------	--------------	----------------------

**CONVEX SEAT**



HOSE SIZE	THRD SIZE	TUBE SIZE	DASH SIZE	FEMALE HEX		JSEAL™ / JIC FEMALE 90° ELBOW						JSEAL™ / JIC FEMALE 45° TUBE BEND								
				inch	mm	HF-SPANNER		CA		L		DL		CA		L		DL		
DN	inch	inch	inch		inch	mm	inch	mm	inch	mm	inch	mm	inch	mm	inch	mm				
10	3/8	9/16	3/8	-0609	11/16									<b>T7250-0609</b>	1.50	38	2.68	68	0.55	14
														<b>T7251-0609</b>						
12	1/2	3/4	1/2	-0812	7/8	22								<b>T7250-0812</b>	3.03	77	4.09	104	0.83	21
12	1/2	7/8	5/8	-0814	1.1/16	27	<b>T7070-0814</b>	1.46	37	2.56	65	1.22	31	<b>T7250-0814</b>	1.85	47	2.95	75	0.87	22
16	5/8	7/8	5/8	-1014	1.1/16	27								<b>T7250-1014</b>	2.44	62	3.70	94	0.94	24
16	5/8	1.1/16	3/4	-1017	1.1/4	32								<b>T7250-1017</b>	2.13	54	3.43	87	0.94	24
19	3/4	1.1/16	3/4	-1217	1.1/4	32	<b>T7070-1217</b>	1.57	40	2.80	71	1.26	32	<b>T7250-1217</b>	3.11	79	4.33	110	1.10	28
19	3/4	1.5/16	1	-1221	1.1/2	38								<b>T7250-1221</b>	3.50	89	4.72	120	1.50	38
25	1	1.5/16	1	-1621	1.1/2	38	<b>T7070-1621</b>	1.54	39	3.23	82	1.50	38	<b>T7250-1621</b>	3.31	84	5.00	127	1.38	35
31	1.1/4	1.5/8	1.1/4	-2026	2	50								<b>T7250-2026</b>	3.94	100	5.94	151	1.54	39
38	1.1/2	1.7/8	1.1/2	-2430	2.1/4	57								<b>T7250-2430</b>	5.04	128	7.24	184	1.97	50
51	2	2.1/2	2	-3240	2.7/8	73								<b>T7250-3240</b>	6.46	164	8.94	227	2.48	63

**NOTE:** Hose Compatibility for the **T7000** series can be found on page 272.

## T7000 SERIES ONE-PIECE CRIMP COUPLINGS

INTRODUCTION

HOSE

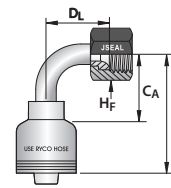
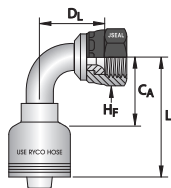
COUPLINGS

ADAPTORS

TECHNICAL

<b>JSEAL™ / JIC</b>	<b>T7243 - T7244</b>	<b>T7240 - T7241</b>
---------------------	----------------------	----------------------

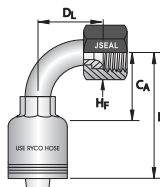
CONVEX SEAT



HOSE SIZE		THRD SIZE	DASH SIZE	FEMALE HEX		JSEAL™ / JIC FEMALE 90° SHORT TUBE BEND						JSEAL™ / JIC FEMALE 90° TUBE BEND							
DN	inch	inch		HF-SPANNER		PART NO	CA		L		DL		PART NO	CA		L		DL	
				inch	mm		inch	mm	inch	mm	inch	mm		inch	mm	inch	mm	inch	mm
10	3/8	9/16	-0609	11/16		<b>T7243-0609</b>	1.22	31	2.40	61	0.91	23	<b>T7240-0609</b>	1.34	34	2.52	64	1.02	26
					17	<b>T7244-0609</b>							<b>T7241-0609</b>						
10	3/8	3/4	-0612	7/8	22								<b>T7240-0612</b>	1.38	35	2.56	65	1.18	30
12	1/2	3/4	-0812	7/8	22	<b>T7243-0812</b>	1.69	43	2.80	71	1.14	29	<b>T7240-0812</b>	1.61	41	2.72	69	1.50	38
12	1/2	7/8	-0814	1.1/16	27								<b>T7240-0814</b>	1.61	41	2.72	69	1.61	41
16	5/8	7/8	-1014	1.1/16	27	<b>T7243-1014</b>	2.09	53	3.39	86	1.34	34	<b>T7240-1014</b>	1.77	45	3.07	78	1.85	47
16	5/8	1.1/16	-1017	1.1/4	32								<b>T7240-1017</b>	1.77	45	3.07	78	1.89	48
19	3/4	1.1/16	-1217	1.1/4	32	<b>T7243-1217</b>	2.60	66	3.82	97	1.85	47	<b>T7240-1217</b>	2.32	59	3.54	90	2.24	57
19	3/4	1.5/16	-1221	1.1/2	38								<b>T7240-1221</b>	2.32	59	3.54	90	2.80	71
25	1	1.5/16	-1621	1.1/2	38	<b>T7243-1621</b>	3.19	81	4.88	124	2.28	58	<b>T7240-1621</b>	2.68	68	4.37	111	2.83	72
31	1.1/4	1.5/8	-2026	2	50								<b>T7240-2026</b>	3.94	100	5.94	151	3.19	81
38	1.1/2	1.7/8	-2430	2.1/4	57								<b>T7240-2430</b>	4.17	106	6.38	162	4.17	106
51	2	2.1/2	-3240	2.7/8	73								<b>T7240-3240</b>	5.83	148	8.31	211	5.20	132

<b>JSEAL™ / JIC</b>	<b>T7245</b>
---------------------	--------------

CONVEX SEAT



HOSE SIZE		THRD SIZE	DASH SIZE	FEMALE HEX		JSEAL™ / JIC FEMALE HIGH PRESSURE 90° TUBE BEND						
DN	inch	inch		HF-SPANNER		PART NO	CA		L		DL	
				inch	mm		inch	mm	inch	mm	inch	mm
25	1	1.5/16	-1621	1.1/2	38	<b>T7245-1621</b>	2.68	68	4.37	111	2.83	72
31	1.1/4	1.5/8	-2026	2	50	<b>T7245-2026</b>	3.46	88	5.51	140	3.07	78
38	1.1/2	1.7/8	-2430	2.1/4	57	<b>T7245-2430</b>	4.06	103	6.26	159	4.17	106

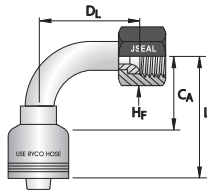
**NOTE:** Hose Compatibility for the **T7000** series can be found on page 272.

# COUPLINGS

## T7000 SERIES ONE-PIECE CRIMP COUPLINGS

<b>JSEAL™ / JIC</b>	<b>T7280</b>
---------------------	--------------

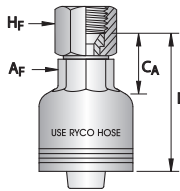
**CONVEX SEAT**



HOSE SIZE		THRD SIZE	DASH SIZE	FEMALE HEX	JSEAL™ / JIC FEMALE 90° LONG BEND							
DN	inch	inch		HF-SPANNER		PART NO	CA		L		DL	
				inch	mm		inch	mm	inch	mm	inch	mm
19	3/4	1.1/16	-1217	1.1/4	32	<b>T7280-1217</b>	2.32	59	3.54	90	3.78	96
25	1	1.5/16	-1621	1.1/2	38	<b>T7280-1621</b>	2.95	75	4.65	118	4.49	114
31	1.1/4	1.5/8	-2026	2	50	<b>T7280-2026</b>	3.94	100	5.94	151	5.08	129

<b>JIS - BSP</b>	<b>T7122</b>
------------------	--------------

**60° CONCAVE SEAT**



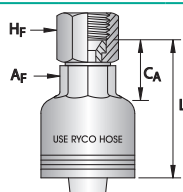
HOSE SIZE		THRD SIZE	DASH SIZE	BACK UP AF	FEMALE HEX	METRIC FEMALE 60° CONCAVE SEAT (JIS)						
DN	inch	inch	inch	AF-SPANNER		HF-SPANNER		PART NO	CA		L	
				inch	mm	inch	mm		inch	mm	inch	mm
12	1/2	1/2	-0808	3/4	19	1.1/16	27	<b>T7122-0808</b>	0.98	25	2.09	53
16	5/8	3/4	-1012	15/16	24		36	<b>T7122-1012</b>	1.18	30	2.48	63
19	3/4	3/4	-1212	1.1/16	27		36	<b>T7122-1212</b>	1.22	31	2.44	62
25	1	1	-1616	1.1/4	32	1.5/8	41	<b>T7122-1616</b>	1.38	35	3.07	78

**NOTE:** Hose Compatibility for the **T7000** series can be found on page 272.

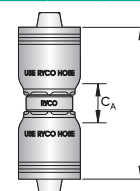
## T7000 SERIES ONE-PIECE CRIMP COUPLINGS

### JIS - METRIC T7680

JAPANESE INDUSTRIAL STANDARD  
METRIC THREAD FORM  
60° CONCAVE SEAT



### JOINER T7900



HOSE SIZE	THRD SIZE	DASH SIZE	BACK UP Af	FEMALE HEX	METRIC FEMALE 60° CONCAVE SEAT (JIS)							
-----------	-----------	-----------	------------	------------	--------------------------------------	--	--	--	--	--	--	--

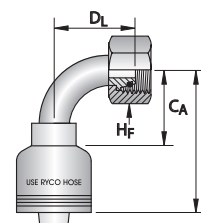
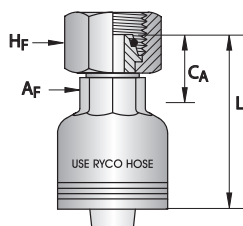
DN	inch	inch	inch	Af-SPANNER		Hf-SPANNER		PART NO	CA		L	
				inch	mm	inch	mm		inch	mm	inch	mm
10	3/8	18x1,5	-0618	5/8	16	7/8	22	<b>T7680-0618</b>	1.02	26	2.20	56
12	1/2	22x1,5	-0822	3/4	19	1.1/16	27	<b>T7680-0822</b>	1.06	27	2.17	55
12	1/2	24x1,5	-0824	3/4	19	1.3/16	30	<b>T7680-0824</b>	1.14	29	2.24	57
16	5/8	24x1,5	-1024	15/16	24	1.3/16	30	<b>T7680-1024</b>	1.18	30	2.48	63
19	3/4	24x1,5	-1224	1.1/16	27	1.3/16	30	<b>T7680-1224</b>	1.22	31	2.44	62
19	3/4	30x1,5	-1230	1.1/16	27		36	<b>T7680-1230</b>	1.50	38	2.72	69
25	1	33x1,5	-1633	1.1/4	32	1.1/2	38	<b>T7680-1633</b>	1.38	35	3.07	78
25	1	36x1,5	-1636	1.1/4	32		46	<b>T7680-1636</b>	1.38	35	3.07	78
31	1.1/4	36x1,5	-2036	1.5/8	41		46	<b>T7680-2036</b>	1.50	38	3.50	89
31	1.1/4	42x1,5	-2042	1.5/8	41	2	50	<b>T7680-2042</b>	1.69	43	3.70	94
38	1.1/2	42x1,5	-2442	2	50	2	50	<b>T7680-2442</b>	1.77	45	3.98	101

HOSE SIZE	DASH SIZE	JOINER							
-----------	-----------	--------	--	--	--	--	--	--	--

DN	inch	inch	PART NO	CA		L	
				inch	mm	inch	mm
10	3/8	-0606	<b>T7900-0606</b>	1.10	28	2.28	58
12	1/2	-0808	<b>T7900-0808</b>	1.18	30	2.24	57
19	3/4	-1212	<b>T7900-1212</b>	1.26	32	2.48	63
25	1	-1616	<b>T7900-1616</b>	1.26	32	2.95	75
31	1.1/4	-2020	<b>T7900-2020</b>	1.57	40	3.58	91
38	1.1/2	-2424	<b>T7900-2424</b>	0.98	25	3.23	82
51	2	-3232	<b>T7900-3232</b>	1.02	26	3.50	89

### METRIC - DKOL T7501 T7510

DKOL  
METRIC O RING (LIGHT)  
24° CONE



HOSE SIZE	THRD SIZE	TUBE SIZE	DASH SIZE	BACK UP Af	FEMALE HEX	METRIC DKOL FEMALE 24° CONE							METRIC DKOL FEMALE 24° CONE 45° TUBE BEND				
-----------	-----------	-----------	-----------	------------	------------	-----------------------------	--	--	--	--	--	--	---	--	--	--	--

DN	inch	mm	mm	inch	mm	Af-SPANNER		PART NO	CA		L		PART NO	CA		L		DL		
						inch	mm		inch	mm	inch	mm		inch	mm	inch	mm			
19	3/4	30x2,0	22	-1230	1.1/16	27		36	<b>T7501-1230</b>	1.50	38	2.72	69							
25	1	36x2,0	28	-1636	1.1/4	32	1.5/8	41	<b>T7501-1636</b>	1.69	43	3.39	86							
31	1.1/4	45x2,0	35	-2045	1.5/8	41	2	50	<b>T7501-2045</b>	1.85	47	3.86	98							
38	1.1/2	52x2,0	42	-2452	2	50	2.3/8	60	<b>T7501-2452</b>	1.97	50	4.17	106	<b>T7510-2452</b>	4.65	118	6.85	174	1.93	49

INTRODUCTION

HOSE

COUPLINGS

ADAPTORS

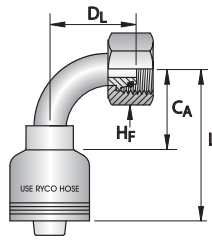
TECHNICAL

# COUPLINGS

## T7000 SERIES ONE-PIECE CRIMP COUPLINGS

### METRIC - DKOL T7250

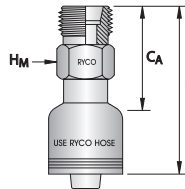
**DKOL**  
**METRIC O RING (LIGHT)**  
**24° CONE**



					METRIC DKOL FEMALE 24° CONE 90° TUBE BEND								
HOSE SIZE	THRD SIZE	TUBE SIZE	DASH SIZE	FEMALE HEX	HF-SPANNER		PART NO	CA		L		DL	
DN	inch	mm	mm		inch	mm		inch	mm	inch	mm	inch	mm
38	1.1/2	52	42	-2452	2.3/8	60	<b>T7520-2452</b>	4.17	106	6.38	162	4.02	102

### METRIC - DKS T7630

**DKS MALE (HEAVY)**  
**24° CONE**



					DKS MALE 24° CONE								
HOSE SIZE	THRD SIZE	TUBE SIZE	DASH SIZE	MALE HEX	HM-SPANNER		PART NO	CA		L			
DN	inch	mm	mm		inch	mm		inch	mm	inch	mm		
12	1/2	24x1,5	16	-0824	1.1/16	27	<b>T7630-0824</b>	1.50	38	2.60	66		
19	3/4	30x2,0	20	-1230	1.1/4	32	<b>T7630-1230</b>	1.73	44	2.95	75		
19	3/4	36x2,0	25	-1236	1.5/8	41	<b>T7630-1236</b>	1.89	48	3.11	79		
25	1	36x2,0	25	-1636	1.5/8	41	<b>T7630-1636</b>	1.89	48	3.58	91		
25	1	42x2,0	30	-1642		46	<b>T7630-1642</b>	2.01	51	3.70	94		
31	1.1/4	42x2,0	30	-2042		46	<b>T7630-2042</b>	2.17	55	4.17	106		
31	1.1/4	52x2,0	38	-2052	2.3/16	55	<b>T7630-2052</b>	2.32	59	4.33	110		

**NOTE:** Hose Compatibility for the **T7000** series can be found on page 272.

# T7000 SERIES ONE-PIECE CRIMP COUPLINGS

INTRODUCTION

HOSE

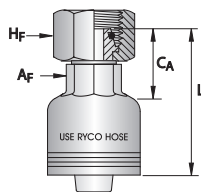
COUPLINGS

ADAPTORS

TECHNICAL

**METRIC - DKOS** **T7711**

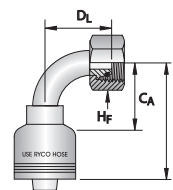
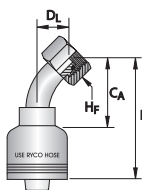
**DKOS  
METRIC O RING (HEAVY)  
24° CONE**



DN	HOSE SIZE	THRD SIZE	TUBE SIZE	DASH SIZE	BACK UP AF		FEMALE HEX		PART NO	DKOS FEMALE 24° CONE		L	
					inch	mm	inch	mm		inch	mm		inch
10	3/8	18x1,5	10	-0618	5/8	16	7/8	22	<b>T7711-0618</b>	1.22	31	2.36	60
10	3/8	20x1,5	12	-0620	5/8	16	15/16	24	<b>T7711-0620</b>	1.22	31	2.40	61
10	3/8	22x1,5	14	-0622	5/8	16	1.1/16	27	<b>T7711-0622</b>	1.30	33	2.48	63
12	1/2	24x1,5	16	-0824	3/4	19	1.3/16	30	<b>T7711-0824</b>	1.30	33	2.40	61
16	5/8	30x1,5	20	-1030	15/16	24		36	<b>T7711-1030</b>	1.57	40	2.83	72
16	5/8	36x2,0	25	-1036	15/16	24	1.5/8	41	<b>T7711-1036</b>	1.73	44	2.99	76
19	3/4	30x2,0	20	-1230	1.1/16	27		36	<b>T7711-1230</b>	1.65	42	2.87	73
19	3/4	36x2,0	25	-1236	1.1/16	27		46	<b>T7711-1236</b>	1.81	46	3.03	77
19	3/4	42x2,0	30	-1242	1.1/16	27	2	50	<b>T7711-1242</b>	1.85	47	3.07	78
25	1	30x2,0	20	-1630	1.1/4	32		36	<b>T7711-1630</b>	1.65	42	3.35	85
25	1	36x2,0	25	-1636	1.1/4	32		46	<b>T7711-1636</b>	1.81	46	3.50	89
25	1	42x2,0	30	-1642	1.1/4	32	2	50	<b>T7711-1642</b>	1.81	46	3.50	89
31	1.1/4	42x2,0	30	-2042	1.5/8	41	2	50	<b>T7711-2042</b>	2.01	51	4.02	102
31	1.1/4	52x2,0	38	-2052	1.5/8	41	2.3/8	60	<b>T7711-2052</b>	2.24	57	4.25	108
38	1.1/2	52x2,0	38	-2452	2	50	2.3/8	60	<b>T7711-2452</b>	2.28	58	4.53	115

**METRIC - DKOS** **T7720** **T7730**

**DKOS  
METRIC O RING (HEAVY)  
24° CONE**



DN	HOSE SIZE	THRD SIZE	TUBE SIZE	DASH SIZE	FEMALE HEX		DKOS FEMALE 24° CONE 45° TUBE BEND					DKOS FEMALE 24° CONE 90° TUBE BEND								
					inch	mm	inch	mm	CA	L	DL	PART NO	CA	L	DL	PART NO	CA	L	DL	
10	3/8	18x1,5	10	-0618	7/8	22								<b>T7730-0618</b>	1.06	27	2.24	57	1.18	30
12	1/2	24x1,5	16	-0824	1.3/16	30	<b>T7720-0824</b>	2.09	53	3.19	81	0.94	24	<b>T7730-0824</b>	1.61	41	2.72	69	1.89	48
16	5/8	24x1,5	16	-1024	1.3/16	30								<b>T7730-1024</b>	1.77	45	3.07	78	1.89	48
19	3/4	30x2,0	20	-1230		36	<b>T7720-1230</b>	2.91	74	4.13	105	1.38	35	<b>T7730-1230</b>	2.32	59	3.54	90	2.68	68
19	3/4	36x2,0	25	-1236		46	<b>T7720-1236</b>	2.99	76	4.21	107	1.38	35	<b>T7730-1236</b>	2.32	59	3.54	90	2.68	68
25	1	42x2,0	30	-1642	2	50	<b>T7720-1642</b>	3.43	87	5.12	130	1.46	37	<b>T7730-1642</b>	2.72	69	4.41	112	3.03	77
31	1.1/4	42x2,0	30	-2042	2	50								<b>T7730-2042</b>	2.76	70	4.76	121	3.03	77
31	1.1/4	52x2,0	38	-2052	2.3/8	60								<b>T7730-2052</b>	3.94	100	5.94	151	3.50	89
38	1.1/2	52x2,0	38	-2452	2.3/8	60								<b>T7730-2452</b>	3.58	91	5.79	147	3.50	89
31	1.1/4	52x2,0	38	-2052	2.3/8	60	<b>T7720-2052</b>	4.17	106	6.18	157	1.89	48							

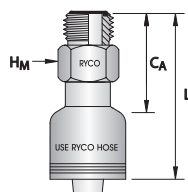
**NOTE:** Hose Compatibility for the **T7000** series can be found on page 272.

# COUPLINGS

## T7000 SERIES ONE-PIECE CRIMP COUPLINGS

<b>ORFS</b>	<b>T7840</b>
-------------	--------------

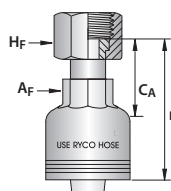
**O RING  
FACE SEAL**



DN	HOSE SIZE	THRD SIZE	TUBE SIZE	DASH SIZE	HM-SPANNER		PART NO	C <sub>A</sub>		L	
					inch	mm		inch	mm	inch	mm
10	3/8	11/16	3/8	-0611	3/4	19	<b>T7840-0611</b>	1.34	34	2.52	64
12	1/2	13/16	1/2	-0813	7/8	22	<b>T7840-0813</b>	1.50	38	2.56	65
19	3/4	1.3/16	3/4	-1219	1.1/4	32	<b>T7840-1219</b>	1.85	47	3.07	78
25	1	1.7/16	1	-1623	1.1/2	38	<b>T7840-1623</b>	2.01	51	3.70	94
31	1.1/4	1.11/16	1.1/4	-2027	2	50	<b>T7840-2027</b>	2.28	58	4.29	109

<b>ORFS</b>	<b>T7800 - T7801</b>
-------------	----------------------

**O RING  
FACE SEAL**



DN	HOSE SIZE	THRD SIZE	DASH SIZE	A <sub>F</sub> -SPANNER		H <sub>F</sub> -SPANNER		PART NO	C <sub>A</sub>		L	
				inch	mm	inch	mm		inch	mm	inch	mm
10	3/8	11/16	-0611	5/8	16	7/8	22	<b>T7800-0611</b>	1.26	32	2.44	62
				5/8	16	7/8	22	<b>T7801-0611</b>				
10	3/8	13/16	-0613	5/8	16	15/16	24	<b>T7800-0613</b>	1.38	35	2.56	65
12	1/2	13/16	-0813	3/4	19	15/16	24	<b>T7800-0813</b>	1.42	36	2.52	64
				3/4	19	1.1/8		<b>T7800-0816</b>				
12	1/2	1	-0816	3/4	19	1.3/16	30	<b>T7801-0816</b>	1.50	38	2.60	66
				3/4	19	1.3/8		<b>T7800-0819</b>				
12	1/2	1.3/16	-0819	3/4	19		36	<b>T7801-0819</b>	1.65	42	2.72	69
				3/4	19			<b>T7800-1016</b>				
16	5/8	1	-1016	15/16	24	1.1/8		<b>T7800-1016</b>	1.38	35	2.64	67
				15/16	24	1.3/16	30	<b>T7801-1016</b>				
19	3/4	1	-1216	1.1/16	27	1.1/8		<b>T7800-1216</b>	1.54	39	2.76	70
				1.1/16	27	1.3/16	30	<b>T7801-1216</b>				
19	3/4	1.3/16	-1219	1.1/16	27	1.3/8		<b>T7800-1219</b>	1.65	42	2.87	73
				1.1/16	27		36	<b>T7801-1219</b>				
19	3/4	1.7/16	-1223	1.1/16	27	1.5/8	41	<b>T7800-1223</b>	1.65	42	2.87	73
25	1	1.7/16	-1623	1.1/4	32	1.5/8	41	<b>T7800-1623</b>	1.61	41	3.31	84
25	1	1.11/16	-1627	1.1/4	32	2	50	<b>T7800-1627</b>	1.73	44	3.43	87
31	1.1/4	1.7/16	-2023	1.5/8	41	1.5/8	41	<b>T7800-2023</b>	2.13	54	4.13	105
31	1.1/4	1.11/16	-2027	1.5/8	41	2	50	<b>T7800-2027</b>	1.89	48	3.90	99
38	1.1/2	2	-2432	2	50	2.1/4	57	<b>T7800-2432</b>	2.32	59	4.53	115

**NOTE:** Hose Compatibility for the **T7000** series can be found on page 272.

## T7000 SERIES ONE-PIECE CRIMP COUPLINGS

INTRODUCTION

HOSE

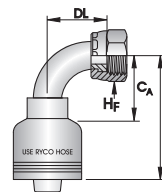
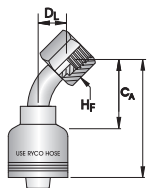
COUPLINGS

ADAPTORS

TECHNICAL

<b>ORFS</b>	<b>T7810 - T7811</b>	<b>T7823 - T7824</b>
-------------	----------------------	----------------------

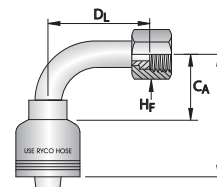
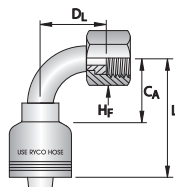
**O RING  
FACE SEAL**



HOSE SIZE			THRD SIZE	DASH SIZE	FEMALE HEX	ORFS FEMALE 45° TUBE BEND						ORFS FEMALE 90° SHORT BEND								
DN	inch	inch		HF-SPANNER	PART NO		CA		L		DL		PART NO	CA		L		DL		
				inch	mm		inch	mm	inch	mm	inch	mm		inch	mm	inch	mm	inch	mm	
10	3/8	11/16	-0611	7/8	22	<b>T7810-0611</b>	1.77	45	2.91	74	0.79	20								
10	3/8	13/16	-0613	15/16	24	<b>T7810-0613</b>	1.57	40	2.76	70	0.67	17								
12	1/2	13/16	-0813	15/16	24	<b>T7810-0813</b>	1.93	49	2.99	76	0.75	19								
12	1/2	1	-0816	1.1/8		<b>T7810-0816</b>	1.89	48	2.99	76	0.75	19								
				1.3/16	30	<b>T7811-0816</b>														
16	5/8	1	-1016	1.1/8		<b>T7810-1016</b>	2.32	59	3.62	92	0.79	20								
				1.3/16	30	<b>T7811-1016</b>														
19	3/4	1.3/16	-1219	1.3/8		<b>T7810-1219</b>	3.11	79	4.33	110	1.14	29	<b>T7823-1219</b>	2.32	59	3.54	90	1.89	48	
					36	<b>T7810-1219</b>							<b>T7824-1219</b>							
19	3/4	1.7/16	-1223	1.5/8	41	<b>T7810-1223</b>	3.03	77	4.25	108	1.02	26								
25	1	1.7/16	-1623	1.5/8	41	<b>T7810-1623</b>	3.39	86	5.08	129	1.34	34	<b>T7823-1623</b>	3.19	81	4.88	124	2.20	56	
25	1	1.11/16	-1627	2	50	<b>T7810-1627</b>	3.39	86	5.08	129	1.26	32								
31	1.1/4	1.11/16	-2027	2	50	<b>T7810-2027</b>	4.02	102	6.02	153	1.77	45	<b>T7823-2027</b>	3.94	100	5.94	151	2.52	64	
38	1.1/2	2	-2432	2.1/4	57	<b>T7810-2432</b>	5.16	131	7.36	187	2.09	53								

<b>ORFS</b>	<b>T7820 - T7821</b>	<b>T7830 - T7831</b>
-------------	----------------------	----------------------

**O RING  
FACE SEAL**



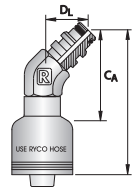
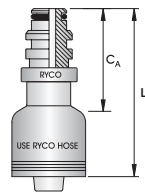
HOSE SIZE			THRD SIZE	DASH SIZE	FEMALE HEX	ORFS FEMALE 90° MEDIUM BEND						ORFS FEMALE 90° LONG BEND								
DN	inch	inch		HF-SPANNER	PART NO		CA		L		DL		PART NO	CA		L		DL		
				inch	mm		inch	mm	inch	mm	inch	mm		inch	mm	inch	mm	inch	mm	
10	3/8	11/16	-0611	7/8	22	<b>T7820-0611</b>	1.38	35	2.56	65	1.50	38	<b>T7830-0611</b>	1.38	35	2.56	65	2.17	55	
10	3/8	13/16	-0613	15/16	24	<b>T7820-0613</b>	1.50	38	2.68	68	1.34	34								
12	1/2	13/16	-0813	15/16	24	<b>T7820-0813</b>	1.61	41	2.72	69	1.61	41	<b>T7830-0813</b>	1.69	43	2.80	71	2.56	65	
12	1/2	1	-0816	1.1/8		<b>T7820-0816</b>	1.61	41	2.72	69	1.85	47								
				1.3/16	30	<b>T7821-0816</b>														
12	1/2	1.3/16	-0819	1.3/8		<b>T7820-0819</b>	1.61	41	2.72	69	2.28	58								
					36	<b>T7821-0819</b>														
16	5/8	1	-1016	1.1/8		<b>T7820-1016</b>	1.77	45	3.07	78	1.85	47								
				1.3/16	30	<b>T7821-1016</b>														
19	3/4	1	-1216	1.1/8		<b>T7820-1216</b>	2.17	55	3.39	86	1.85	47								
				1.3/16	30	<b>T7821-1216</b>														
19	3/4	1.3/16	-1219	1.3/8		<b>T7820-1219</b>	2.32	59	3.54	90	2.32	59	<b>T7830-1219</b>	2.32	59	3.54	90	3.78	96	
					36	<b>T7821-1219</b>							<b>T7831-1219</b>							
19	3/4	1.7/16	-1223	1.5/8	41	<b>T7820-1223</b>	2.32	59	3.54	90	2.09	53								
25	1	1.7/16	-1623	1.5/8	41	<b>T7820-1623</b>	2.72	69	4.41	112	2.80	71	<b>T7830-1623</b>	2.91	74	4.61	117	4.45	113	
31	1.1/4	1.11/16	-2027	2	50	<b>T7820-2027</b>	3.94	100	5.94	151	3.54	90	<b>T7830-2027</b>	3.94	100	5.94	151	5.08	129	
38	1.1/2	2	-2432	2.1/4	57	<b>T7820-2432</b>	4.17	106	6.38	162	4.21	107								

# COUPLINGS

## T7000 SERIES ONE-PIECE CRIMP COUPLINGS

<b>RYCOLOK</b>	<b>T7870</b>	<b>T7871</b>
----------------	--------------	--------------

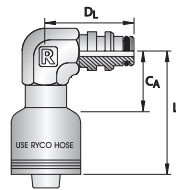
**STAPLE  
O RING & BACK UP  
RING SUPPLIED**



HOSE SIZE		STAPLE SIZE	DASH SIZE	RYCOLOK MALE				RYCOLOK MALE 45° ELBOW									
DN	inch	mm		PART NO		CA		L		PART NO		CA		L		DL	
				inch	mm	inch	mm	inch	mm	inch	mm	inch	mm	inch	mm	inch	mm
10	3/8	10	-0610	<b>T7870-0610</b>	1.81	46	2.99	76		<b>T7871-0610</b>	2.09	53	3.07	78	1.06	27	
12	1/2	12	-0812	<b>T7870-0812</b>	1.93	49	2.99	76		<b>T7871-0812</b>	2.17	55	3.27	83	1.10	28	
16	5/8	16	-1016	<b>T7870-1016</b>	1.73	44	3.03	77									
19	3/4	20	-1220	<b>T7870-1220</b>	1.89	48	3.11	79		<b>T7871-1220</b>	2.60	66	3.82	97	1.30	33	
25	1	25	-1625	<b>T7870-1625</b>	2.28	58	3.98	101		<b>T7871-1625</b>	2.76	70	4.45	113	1.46	37	
31	1.1/4	32	-2032	<b>T7870-2032</b>	2.32	59	4.33	110		<b>T7871-2032</b>	2.95	75	4.96	126	1.46	37	
38	1.1/2	40	-2440	<b>T7870-2440</b>	2.36	60	4.57	116		<b>T7871-2440</b>	3.23	82	5.43	138	1.73	44	
51	2	50	-3250	<b>T7870-3250</b>	2.28	58	4.72	120		<b>T7871-3250</b>	3.43	87	5.91	150	1.81	46	
63	2.1/2	63	-4063	<b>T7870-4063</b>	3.54	90	6.57	167									

<b>RYCOLOK</b>	<b>T7872</b>
----------------	--------------

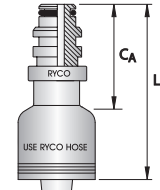
**STAPLE  
O RING & BACK UP  
RING SUPPLIED**



HOSE SIZE		STAPLE SIZE	DASH SIZE	RYCOLOK MALE 90° ELBOW							
DN	inch	mm		PART NO		CA		L		DL	
				inch	mm	inch	mm	inch	mm	inch	mm
10	3/8	10	-0610	<b>T7872-0610</b>	1.22	31	2.36	60	1.81	46	
12	1/2	12	-0812	<b>T7872-0812</b>	1.54	39	2.64	67	1.97	50	
16	5/8	16	-1016	<b>T7872-1016</b>	2.76	70	4.06	103	2.05	52	
19	3/4	20	-1220	<b>T7872-1220</b>	1.73	44	2.95	75	2.20	56	
25	1	25	-1625	<b>T7872-1625</b>	2.05	52	3.74	95	2.68	68	
31	1.1/4	32	-2032	<b>T7872-2032</b>	2.36	60	4.37	111	2.68	68	
38	1.1/2	40	-2440	<b>T7872-2440</b>	2.40	61	4.61	117	3.35	85	

<b>SUPERLOK</b>	<b>T7876</b>
-----------------	--------------

**SUPERSTAPLE  
O RING & BACK UP  
RING SUPPLIED**



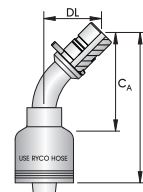
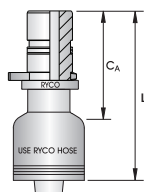
HOSE SIZE		STAPLE SIZE	DASH SIZE	SUPERLOK MALE					
DN	inch	mm		PART NO		CA		L	
				inch	mm	inch	mm	inch	mm
12	1/2	12	-0812	<b>T7876-0812</b>	2.09	53	3.19	81	
19	3/4	20	-1220	<b>T7876-1220</b>	2.24	57	3.46	88	
25	1	25	-1625	<b>T7876-1625</b>	2.95	75	4.65	118	
31	1.1/4	32	-2032	<b>T7876-2032</b>	3.15	80	5.16	131	
38	1.1/2	40	-2440	<b>T7876-2440</b>	3.07	78	5.31	135	
51	2	50	-3250	<b>T7876-3250</b>	3.11	79	5.55	141	

**NOTE:** Hose Compatibility for the **T7000** series can be found on page 272.

## T7000 SERIES ONE-PIECE CRIMP COUPLINGS

<b>RYCO WEO</b>	<b>T7480</b>	<b>T7482</b>
-----------------	--------------	--------------

WEO

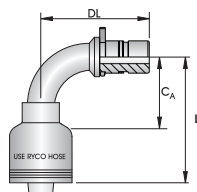


HOSE SIZE		PLUG-IN SIZE		MAX WORKING PRESSURE		RYCO WEO MALE				RYCO WEO MALE 45° TUBE BEND								
DN	dash	inch	DN	inch	bar	psi	PART NO	CA		L		PART NO	CA		L		DL	
								inch	mm	inch	mm		inch	mm	inch	mm	inch	mm
10	-06	3/8	10	3/8	350	5100	<b>T7480-0606</b>	1.69	43	2.83	72	<b>T7482-0606</b>	2.17	55	3.35	85	1.06	27
12	-08	1/2	12	1/2	350	5100	<b>T7480-0808</b>	1.73	44	2.80	71	<b>T7482-0808</b>	2.32	59	3.43	87	1.22	31
16	-12	5/8	16	3/4	350	5100	<b>T7480-1012</b>	1.97	50	3.27	83	<b>T7482-1012</b>	2.83	72	4.13	105	1.57	40
19	-12	3/4	19	3/4	350	5100	<b>T7480-1212</b>	2.13	54	3.35	85	<b>T7482-1212</b>	3.23	82	4.45	113	1.69	43
25	-16	1	25	1	250	3600	<b>T7480-1616</b>	2.52	64	4.21	107	<b>T7482-1616</b>	4.13	105	5.83	148	2.09	53

**NOTE:** RYCO WEO male and female couplings and adaptors do not contain a shut-off valve. When not in use, cap the RYCO WEO male using the appropriate size RW811 series stop cap and plug the RYCO WEO female/cartridge using the appropriate size RW723 series stop plug.

<b>RYCO WEO</b>	<b>T7483</b>
-----------------	--------------

WEO



HOSE SIZE		PLUG-IN SIZE		MAX WORKING PRESSURE		RYCO WEO MALE 90° TUBE BEND							
DN	dash	inch	DN	inch	mm	bar	PART NO	CA		L		DL	
								inch	mm	inch	mm	inch	mm
10	-06	3/8	10	3/8	350	5100	<b>T7483-0606</b>	1.38	35	2.56	65	2.05	52
12	-08	1/2	12	1/2	350	5100	<b>T7483-0808</b>	1.50	38	2.60	66	2.28	58
16	-12	3/4	19	3/4	350	5100	<b>T7483-1012</b>	1.89	48	3.19	81	2.80	71
19	-12	3/4	19	3/4	350	5100	<b>T7483-1212</b>	2.32	59	3.54	90	3.23	82
25	-16	1	25	1	250	3600	<b>T7483-1616</b>	2.83	72	4.53	115	3.94	100

**NOTE:** RYCO WEO male and female couplings and adaptors do not contain a shut-off valve. When not in use, cap the RYCO WEO male using the appropriate size RW811 series stop cap and plug the RYCO WEO female/cartridge using the appropriate size RW723 series stop plug.

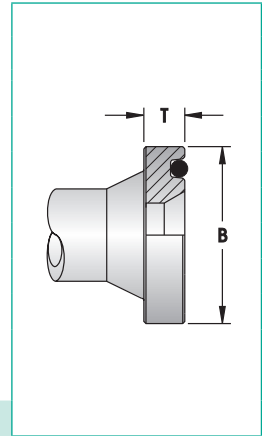
**NOTE:** Hose Compatibility for the T7000 series can be found on page 272.

# COUPLINGS

## T7000 SERIES ONE-PIECE CRIMP COUPLINGS

### DIMENSIONS FOR SAE CODE 61 AND CODE 62 FLANGES, AND RYCO CODE 62C FLANGES

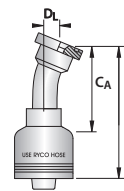
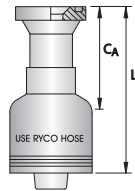
NOMINAL FLANGE	CODE 61				CODE 62				CODE 62C				
	B		T		B		T		B		T		
inch	mm	inch	mm	inch	mm	inch	mm	inch	mm	inch	mm	inch	mm
1/2	30,2	1.19	6,73	0.265	31,8	1.25	7,75	0.305					
5/8	34,0	1.34	6,73	0.265									
3/4	38,1	1.50	6,73	0.265	41,3	1.63	8,76	0.345	41,3	1.63	14,20	0.559	
1	44,5	1.75	8,00	0.315	47,6	1.88	9,53	0.375	47,6	1.88	14,20	0.559	
1.1/4	50,8	2.00	8,00	0.315	54,0	2.12	10,29	0.405	54,0	2.12	14,20	0.559	
1.1/2	60,3	2.38	8,00	0.315	63,5	2.50	12,57	0.495	63,5	2.50	14,20	0.559	
2	71,4	2.81	9,53	0.375	79,4	3.13	12,57	0.495	79,4	3.13	14,20	0.559	
2.1/2	84,1	3.31	9,53	0.375									
3	101,6	4.00	9,53	0.375									



**NOTE:** RYCO Code 62C fittings conform to the flange OD and bolt hole patterns of SAE Code 62 but require special flange clamps. RYCO Code 62C flange heads are thicker than SAE Code 62 and measure T = 14,2 mm (0.559 inch) in all sizes.

SAE FLANGE	T7130	T7140
------------	-------	-------

**RYCO CODE 61 CLAMPS - SEE PAGES 440 & 441**  
O RING NOT SUPPLIED



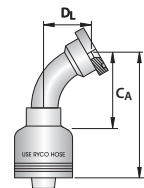
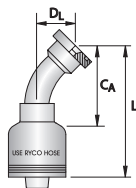
HOSE SIZE	NOM. FLANGE SIZE	DASH SIZE	CODE 61 FLANGE				CODE 61 FLANGE 22.5° TUBE BEND										
			PART NO		CA		L		PART NO		CA		L		DL		
DN	inch	inch			inch	mm	inch	mm		inch	mm	inch	mm	inch	mm	inch	mm
12	1/2	1/2	-0808	<b>T7130-0808</b>	1.77	45	2.83	72									
12	1/2	3/4	-0812	<b>T7130-0812</b>	1.89	48	2.95	75									
19	3/4	5/8	-1210	<b>T7130-1210</b>	1.77	45	2.99	76									
19	3/4	3/4	-1212	<b>T7130-1212</b>	1.81	46	3.03	77	<b>T7140-1212</b>	2.83	72	4.06	103	0.47	12		
19	3/4	1	-1216	<b>T7130-1216</b>	1.97	50	3.19	81	<b>T7140-1216</b>	2.95	75	4.17	106	0.59	15		
19	3/4	1.1/4	-1220	<b>T7130-1220</b>	2.24	57	3.46	88									
25	1	1	-1616	<b>T7130-1616</b>	2.05	52	3.74	95	<b>T7140-1616</b>	3.43	87	5.12	130	0.55	14		
25	1	1.1/4	-1620	<b>T7130-1620</b>	2.24	57	3.94	100	<b>T7140-1620</b>	3.43	87	5.12	130	0.51	13		
25	1	1.1/2	-1624	<b>T7130-1624</b>	3.31	84	5.00	127									
31	1.1/4	1	-2016	<b>T7130-2016</b>	2.13	54	4.13	105									
31	1.1/4	1.1/4	-2020	<b>T7130-2020</b>	2.32	59	4.33	110	<b>T7140-2020</b>	4.17	106	6.18	157	0.63	16		
31	1.1/4	1.1/2	-2024	<b>T7130-2024</b>	3.35	85	5.35	136	<b>T7140-2024</b>	4.29	109	6.30	160	0.79	20		
38	1.1/2	1.1/4	-2420	<b>T7130-2420</b>	2.36	60	4.57	116									
38	1.1/2	1.1/2	-2424	<b>T7130-2424</b>	3.35	85	5.59	142	<b>T7140-2424</b>	4.65	118	6.85	174	0.94	24		
38	1.1/2	2	-2432	<b>T7130-2432</b>	3.74	95	5.98	152	<b>T7140-2432</b>	5.28	134	7.48	190	1.06	27		
51	2	2	-3232	<b>T7130-3232</b>	3.78	96	6.22	158	<b>T7140-3232</b>	6.38	162	8.86	225	0.98	25		
51	2	2.1/2	-3240	<b>T7130-3240</b>	3.98	101	6.42	163									
63	2.1/2	2.1/2	-4040	<b>T7130-4040</b>	3.11	79	6.14	156									

**NOTE:** Hose Compatibility for the **T7000** series can be found on page 272.

## T7000 SERIES ONE-PIECE CRIMP COUPLINGS

<b>SAE FLANGE</b>	<b>T7150</b>	<b>T7300</b>
-------------------	--------------	--------------

RYCO  
CODE 61  
CLAMPS - SEE PAGES  
440 & 441  
O RING NOT SUPPLIED



HOSE SIZE	DN	inch	inch	DASH SIZE	CODE 61 FLANGE 45° TUBE BEND						CODE 61 FLANGE 60° TUBE BEND							
					PART NO	CA		L		DL		PART NO	CA		L		DL	
						inch	mm	inch	mm	inch	mm		inch	mm	inch	mm		
	12	1/2	1/2	-0808	<b>T7150-0808</b>	1.93	49	3.03	77	0.79	20							
	12	1/2	3/4	-0812	<b>T7150-0812</b>	2.01	51	3.07	78	0.94	24							
	19	3/4	5/8	-1210	<b>T7150-1210</b>	2.32	59	3.54	90	1.02	26							
	19	3/4	3/4	-1212	<b>T7150-1212</b>	2.56	65	3.78	96	1.02	26	<b>T7300-1212</b>	3.07	78	4.29	109	1.46	37
	19	3/4	1	-1216	<b>T7150-1216</b>	2.68	68	3.90	99	1.18	30	<b>T7300-1216</b>	3.15	80	4.37	111	1.61	41
	25	1	1	-1616	<b>T7150-1616</b>	3.19	81	4.88	124	1.18	30	<b>T7300-1616</b>	3.74	95	5.43	138	1.77	45
	25	1	1.1/4	-1620	<b>T7150-1620</b>	3.27	83	4.96	126	1.26	32	<b>T7300-1620</b>	3.82	97	5.51	140	1.77	45
	31	1.1/4	1	-2016	<b>T7150-2016</b>	3.46	88	5.47	139	1.18	30							
	31	1.1/4	1.1/4	-2020	<b>T7150-2020</b>	3.94	100	5.94	151	1.42	36	<b>T7300-2020</b>	4.45	113	6.50	165	2.01	51
	31	1.1/4	1.1/2	-2024	<b>T7150-2024</b>	4.06	103	6.06	154	1.57	40	<b>T7300-2024</b>	4.76	121	6.81	173	2.13	54
	38	1.1/2	1.1/2	-2424	<b>T7150-2424</b>	4.33	110	6.54	166	1.65	42	<b>T7300-2424</b>	5.67	144	7.87	200	2.36	60
	38	1.1/2	2	-2432	<b>T7150-2432</b>	4.72	120	6.93	176	1.85	47	<b>T7300-2432</b>	5.79	147	7.99	203	2.68	68
	51	2	2	-3232	<b>T7150-3232</b>	5.91	150	8.39	213	2.28	58	<b>T7300-3232</b>	6.65	169	9.13	232	3.66	93

**NOTE:** Hose Compatibility for the **T7000** series can be found on page 272.

INTRODUCTION

HOSE

COUPLINGS

ADAPTORS

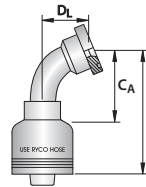
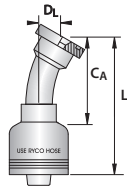
TECHNICAL

# COUPLINGS

## T7000 SERIES ONE-PIECE CRIMP COUPLINGS

SAE FLANGE	T7290	T7160
------------	-------	-------

RYCO  
CODE 61  
CLAMPS - SEE PAGES  
440 & 441  
O RING NOT SUPPLIED



HOSE SIZE		NOM. FLANGE SIZE	DASH SIZE	CODE 61 FLANGE 30° TUBE BEND						CODE 61 FLANGE 67.5° TUBE BEND									
DN	inch	inch		PART NO		CA		L		DL		PART NO		CA		L		DL	
				inch	mm	inch	mm	inch	mm	inch	mm	inch	mm	inch	mm	inch	mm	inch	mm
19	3/4	3/4	-1212	<b>T7290-1212</b>	2.76	70	3.98	101	0.71	18	<b>T7160-1212</b>	2.83	72	4.06	103	1.77	45		
19	3/4	1	-1216								<b>T7160-1216</b>	2.87	73	4.09	104	1.93	49		
25	1	1	-1616	<b>T7290-1616</b>	3.35	85	5.04	128	0.71	18	<b>T7160-1616</b>	3.46	88	5.16	131	1.93	49		
25	1	1.1/4	-1620								<b>T7160-1620</b>	3.46	88	5.16	131	2.05	52		
31	1.1/4	1.1/4	-2020	<b>T7290-2020</b>	4.09	104	6.14	156	0.79	20	<b>T7160-2020</b>	3.98	101	5.98	152	2.64	67		
31	1.1/4	1.1/2	-2024	<b>T7290-2024</b>	4.37	111	6.38	162	0.94	24	<b>T7160-2024</b>	4.29	109	6.30	160	2.52	64		
38	1.1/2	1.1/2	-2424	<b>T7290-2424</b>	4.65	118	6.85	174	1.02	26	<b>T7160-2424</b>	5.28	134	7.48	190	2.76	70		
38	1.1/2	2	-2432	<b>T7290-2432</b>	5.12	130	7.32	186	1.26	32	<b>T7160-2432</b>	5.28	134	7.48	190	3.11	79		
51	2	2	-3232	<b>T7290-3232</b>	6.14	156	8.62	219	1.57	40	<b>T7160-3232</b>	6.61	168	9.09	231	3.74	95		

**NOTE:** For SAE Code 61/62 and RYCO Code 62C Flange dimensions, see page 290.

**NOTE:** Hose Compatibility for the **T7000** series can be found on page 272.

## T7000 SERIES ONE-PIECE CRIMP COUPLINGS

INTRODUCTION

HOSE

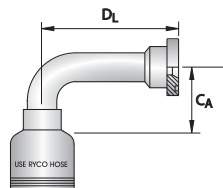
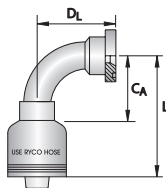
COUPLINGS

ADAPTORS

TECHNICAL

<b>SAE FLANGE</b>	<b>T7170</b>	<b>T7171</b>
-------------------	--------------	--------------

RYCO  
CODE 61  
CLAMPS - SEE PAGES  
440 & 441  
O RING NOT SUPPLIED



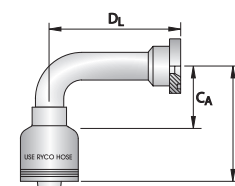
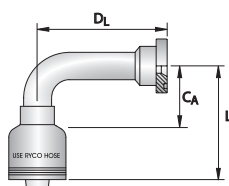
HOSE SIZE	NOM. FLANGE SIZE	DASH SIZE	CODE 61 FLANGE 90° TUBE BEND								CODE 61 FLANGE 90° SPECIAL TUBE BEND							
			PART NO		CA		L		DL		PART NO		CA		L		DL	
DN	inch	inch			inch	mm	inch	mm	inch	mm			inch	mm	inch	mm	inch	mm

12	1/2	1/2	-0808	<b>T7170-0808</b>	1.57	40	2.68	68	1.61	41									
12	1/2	3/4	-0812	<b>T7170-0812</b>	1.57	40	2.64	67	1.81	46	<b>T7171-0812</b>	2.01	51	3.11	79	2.87	73		
19	3/4	5/8	-1210	<b>T7170-1210</b>	2.01	51	3.23	82	1.89	48									
19	3/4	3/4	-1212	<b>T7170-1212</b>	2.17	55	3.39	86	2.13										
19	3/4	1	-1216	<b>T7170-1216</b>	2.17	55	3.39	86	2.36	60	<b>T7171-1216</b>	2.32	59	3.54	90	3.11	79		
25	1	3/4	-1612	<b>T7170-1612</b>	2.36	60	4.06	103	2.13	54									
25	1	1	-1616	<b>T7170-1616</b>	2.83	72	4.53	115	2.68	68									
25	1	1.1/4	-1620	<b>T7170-1620</b>	2.83	72	4.53	115	2.72	69									
25	1	1.1/2	-1624	<b>T7170-1624</b>	2.83	72	4.53	115	2.87	73									
31	1.1/4	1	-2016	<b>T7170-2016</b>	3.15	80	5.16	131	2.68	68									
31	1.1/4	1.1/4	-2020	<b>T7170-2020</b>	3.94	100	5.94	151	3.07	78									
31	1.1/4	1.1/2	-2024	<b>T7170-2024</b>	3.94	100	5.94	151	3.19	81	<b>T7171-2024</b>	3.94	100	5.94	151	3.19	81		
38	1.1/2	1.1/2	-2424	<b>T7170-2424</b>	4.09	104	6.30	160	3.66	93									
38	1.1/2	2	-2432	<b>T7170-2432</b>	3.82	97	6.02	153	3.90	99	<b>T7171-2432</b>	4.06	103	6.26	159	4.49	114		
51	2	2	-3232	<b>T7170-3232</b>	5.39	137	7.87	200	5.12	130	<b>T7171-3232</b>	5.43	138	7.91	201	6.50	165		
51	2	2.1/2	-3240	<b>T7170-3240</b>	5.55	141	8.03	204	5.28	134	<b>T7171-3240</b>	5.55	141	8.03	204	4.49	114		

**NOTE:** For SAE Code 61/62 and RYCO Code 62C Flange dimensions, see page 290.

<b>SAE FLANGE</b>	<b>T7172</b>	<b>T7173</b>
-------------------	--------------	--------------

RYCO  
CODE 61  
CLAMPS - SEE RYCO  
ADAPTOR CATALOGUE  
O RING NOT SUPPLIED



HOSE SIZE	NOM. FLANGE SIZE	DASH SIZE	CODE 61 FLANGE 90° SPECIAL TUBE BEND								CODE 61 FLANGE 90° LONG TUBE BEND							
			PART NO		CA		L		DL		PART NO		CA		L		DL	
DN	inch	inch			inch	mm	inch	mm	inch	mm			inch	mm	inch	mm	inch	mm

19	3/4	3/4	-1212	<b>T7172-1212</b>	2.32	59	3.54	90	3.74	95	<b>T7173-1212</b>	2.32	59	3.54	90	3.07	78		
25	1	1	-1616	<b>T7172-1616</b>	2.83	72	4.53	115	2.64	67	<b>T7173-1616</b>	2.83	72	4.53	115	3.70	94		
25	1	1.1/4	-1620								<b>T7173-1620</b>	2.83	72	4.53	115	3.66	93		
25	1	1.1/2	-1624	<b>T7172-1624</b>	2.83	72	4.53	115	4.25	108									
31	1.1/4	1.1/4	-2020	<b>T7172-2020</b>	3.94	100	5.94	151	3.62	92	<b>T7173-2020</b>	3.94	100	5.94	151	4.25	108		
31	1.1/4	1.1/2	-2024	<b>T7172-2024</b>	3.94	100	5.94	151	4.65	118									
38	1.1/2	1.1/2	-2424	<b>T7172-2424</b>	4.06	103	6.26	159	5.83	148									

**NOTE:** For SAE Code 61/62 and RYCO Code 62C Flange dimensions, see page 290.

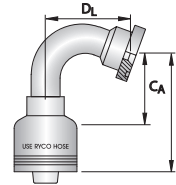
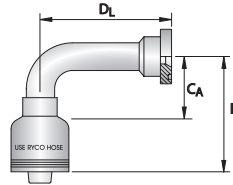
**NOTE:** Hose Compatibility for the **T7000** series can be found on page 272.

# COUPLINGS

## T7000 SERIES ONE-PIECE CRIMP COUPLINGS

<b>SAE FLANGE</b>	<b>T7174</b>	<b>T7910</b>
-------------------	--------------	--------------

**RYCO  
CODE 61  
CLAMPS - SEE RYCO  
ADAPTOR CATALOGUE  
O RING NOT SUPPLIED**

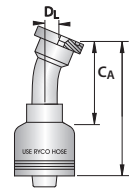
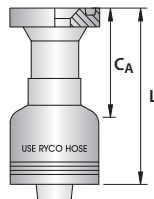


HOSE SIZE	NOM. FLANGE SIZE	DASH SIZE	CODE 61 FLANGE 90° SPECIAL TUBE BEND						CODE 61 FLANGE 110° TUBE BEND								
			PART NO		CA		L		DL		PART NO		CA		L		DL
DN	inch	inch		inch	mm	inch	mm	inch	mm		inch	mm	inch	mm	inch	mm	
19	3/4	3/4	-1212	<b>T7174-1212</b>	2.32	59	3.54	90	3.78	96	<b>T7910-1212</b>	2.87	73	4.06	103	2.64	67
25	1	1	-1616	<b>T7174-1616</b>	2.83	72	4.53	115	4.65	118	<b>T7910-1616</b>	3.23	82	4.92	125	3.15	80
25	1	1.1/4	-1620	<b>T7174-1620</b>	2.83	72	4.53	115	4.65	118	<b>T7910-1620</b>	3.23	82	4.92	125	3.35	85
31	1.1/4	1.1/4	-2020	<b>T7174-2020</b>	3.94	100	5.94	151	5.12	130	<b>T7910-2020</b>	3.54	90	5.55	141	3.74	95
31	1.1/4	1.1/2	-2024								<b>T7910-2024</b>	3.54	90	5.55	141	3.86	98
38	1.1/2	1.1/2	-2424	<b>T7174-2424</b>	3.86	98	6.06	154	5.83	148	<b>T7910-2424</b>	5.83	148	8.03	204	4.57	116
38	1.1/2	2	-2432	<b>T7174-2432</b>	4.09	104	6.30	160	6.77	172	<b>T7910-2432</b>	5.87	149	8.07	205	4.84	123
51	2	2	-3232	<b>T7174-3232</b>	5.55	141	8.03	204	7.99	203	<b>T7910-3232</b>	5.28	134	7.76	197	5.98	152

**NOTE:** For SAE Code 61/62 and RYCO Code 62C Flange dimensions, see page 290.

<b>SAE FLANGE</b>	<b>T7330</b>	<b>T7440</b>
-------------------	--------------	--------------

**RYCO  
CODE 62  
CLAMPS - SEE RYCO  
ADAPTOR CATALOGUE  
O RING NOT SUPPLIED**



HOSE SIZE	NOM. FLANGE SIZE	DASH SIZE	CODE 62 FLANGE						CODE 62 FLANGE 22.5° TUBE BEND						
			PART NO		CA		L		PART NO		CA		L		DL
DN	inch	inch		inch	mm	inch	mm		inch	mm	inch	mm	inch	mm	
12	1/2	1/2	-0808	<b>T7330-0808</b>	1.81	46	2.87	73							
12	1/2	3/4	-0812	<b>T7330-0812</b>	2.24	57	3.31	84							
16	5/8	1/2	-1008	<b>T7330-1008</b>	1.77	45	3.07	78							
16	5/8	3/4	-1012	<b>T7330-1012</b>	2.20	56	3.50	89							
19	3/4	3/4	-1212	<b>T7330-1212</b>	2.01	51	3.23	82	<b>T7440-1212</b>	2.76	70	3.98	101	0.47	12
19	3/4	1	-1216	<b>T7330-1216</b>	2.13	54	3.35	85	<b>T7440-1216</b>	3.07	78	4.29	109	0.55	14
25	1	3/4	-1612	<b>T7330-1612</b>	2.09	53	3.78	96							
25	1	1	-1616	<b>T7330-1616</b>	2.20	56	3.90	99	<b>T7440-1616</b>	3.50	89	5.20	132	0.63	16
25	1	1.1/4	-1620	<b>T7330-1620</b>	2.64	67	4.33	110							
31	1.1/4	1	-2016	<b>T7330-2016</b>	2.76	70	4.76	121							
31	1.1/4	1.1/4	-2020	<b>T7330-2020</b>	2.76	70	4.76	121	<b>T7440-2020</b>	4.21	107	6.26	159	0.67	17
31	1.1/4	1.1/2	-2024	<b>T7330-2024</b>	3.90	99	5.91	150	<b>T7440-2024</b>	4.57	116	6.57	167	0.87	22
38	1.1/2	1.1/2	-2424	<b>T7330-2424</b>	3.90	99	6.14	156	<b>T7440-2424</b>	4.96	126	7.17	182	0.94	24
38	1.1/2	2	-2432	<b>T7330-2432</b>	4.61	117	6.85	174							
51	2	2	-3232	<b>T7330-3232</b>	4.65	118	7.09	180	<b>T7440-3232</b>	6.38	162	8.86	225	1.10	28

**NOTE:** For SAE Code 61/62 and RYCO Code 62C Flange dimensions, see page 290.

**NOTE:** Hose Compatibility for the **T7000** series can be found on page 272.

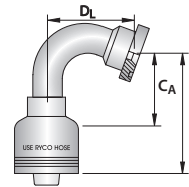
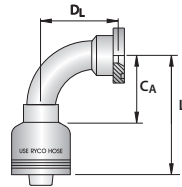


# COUPLINGS

## T7000 SERIES ONE-PIECE CRIMP COUPLINGS

<b>SAE FLANGE</b>	<b>T7370</b>	<b>T7930</b>
-------------------	--------------	--------------

**RYCO  
CODE 62  
CLAMPS - SEE RYCO  
ADAPTOR CATALOGUE  
O RING NOT SUPPLIED**

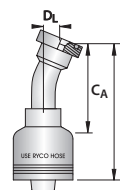
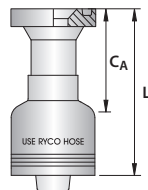


HOSE SIZE	NOM. FLANGE SIZE	DASH SIZE	CODE 62 FLANGE 90° TUBE BEND							CODE 62 FLANGE 110° TUBE BEND									
			PART NO		CA		L		DL		PART NO		CA		L		DL		
DN	inch	inch			inch	mm	inch	mm	inch	mm			inch	mm	inch	mm	inch	mm	
12	1/2	1/2	-0808	<b>T7370-0808</b>	1.65	42	2.76	70	1.61	41									
12	1/2	3/4	-0812	<b>T7370-0812</b>	1.65	42	2.76	70	1.81	46									
16	5/8	1/2	-1008	<b>T7370-1008</b>	1.77	45	3.07	78	1.65	42									
16	5/8	3/4	-1012	<b>T7370-1012</b>	1.89	48	3.19	81	2.20	56									
19	3/4	3/4	-1212	<b>T7370-1212</b>	2.32	59	3.54	90	2.20	56									
19	3/4	1	-1216	<b>T7370-1216</b>	2.32	59	3.54	90	2.40	61									
25	1	3/4	-1612	<b>T7370-1612</b>	2.36	60	4.06	103	2.20	56									
25	1	1	-1616	<b>T7370-1616</b>	2.83	72	4.53	115	2.76	70									
25	1	1.1/4	-1620	<b>T7370-1620</b>	2.83	72	4.53	115	2.80	71									
31	1.1/4	1	-2016	<b>T7370-2016</b>	3.15	80	5.16	131	2.76	70									
31	1.1/4	1.1/4	-2020	<b>T7370-2020</b>	3.94	100	5.94	151	3.15	80									
31	1.1/4	1.1/2	-2024	<b>T7370-2024</b>	3.94	100	5.94	151	3.39	86									
38	1.1/2	1.1/4	-2420	<b>T7370-2420</b>	3.50	89	5.71	145	3.15	80									
38	1.1/2	1.1/2	-2424	<b>T7370-2424</b>	3.86	98	6.06	154	3.86	98	<b>T7930-2424</b>	5.59	142	7.80	198	4.69	119		
38	1.1/2	2	-2432	<b>T7370-2432</b>	4.09	104	6.30	160	4.09	104	<b>T7930-2432</b>	5.91	150	8.11	206	4.96	126		
51	2	2	-3232	<b>T7370-3232</b>	5.39	137	7.87	200	5.16	131	<b>T7930-3232</b>	5.28	134	7.76	197	6.02	153		

**NOTE:** For SAE Code 61/62 and RYCO Code 62C Flange dimensions, see page 290.

<b>SPECIAL FLANGE</b>	<b>T7333</b>	<b>T7443</b>
-----------------------	--------------	--------------

**RYCO  
CODE 62C  
O RING NOT SUPPLIED**



HOSE SIZE	NOM. FLANGE SIZE	DASH SIZE	RYCO CODE 62C FLANGE							RYCO CODE 62C FLANGE 22.5° TUBE BEND									
			PART NO		CA		L		DL		PART NO		CA		L		DL		
DN	inch	inch			inch	mm	inch	mm	inch	mm			inch	mm	inch	mm	inch	mm	
19	3/4	3/4	-1212	<b>T7333-1212</b>	2.44	62	3.66	93			<b>T7443-1212</b>	3.11	79	4.33	110	0.59	15		
19	3/4	1	-1216	<b>T7333-1216</b>	2.44	62	3.66	93			<b>T7443-1216</b>	3.35	85	4.57	116	0.79	20		
25	1	1	-1616	<b>T7333-1616</b>	2.52	64	4.21	107			<b>T7443-1616</b>	3.50	89	5.20	132	0.63	16		
25	1	1.1/4	-1620	<b>T7333-1620</b>	2.80	71	4.49	114			<b>T7443-1620</b>	3.66	93	5.35	136	0.63	16		
31	1.1/4	1.1/4	-2020	<b>T7333-2020</b>	3.43	87	5.43	138			<b>T7443-2020</b>	4.21	107	6.22	158	0.67	17		
31	1.1/4	1.1/2	-2024	<b>T7333-2024</b>	3.43	87	5.43	138			<b>T7443-2024</b>	5.39	137	7.40	188	0.87	22		
38	1.1/2	1.1/2	-2424	<b>T7333-2424</b>	3.98	101	6.18	157			<b>T7443-2424</b>	4.96	126	7.17	182	0.94	24		
51	2	2	-3232	<b>T7333-3232</b>	4.17	106	6.61	168											

**NOTE:** These **T7000** fittings have similar end styles to Caterpillar® XT-3 range of Flanged Hose Couplings. Cat™ Caterpillar®, XT-3™ Caterpillar®  
For SAE Code 61/62 and RYCO Code 62C Flange dimensions, see page 290.

**NOTE:** Hose Compatibility for the **T7000** series can be found on page 272.

## T7000 SERIES ONE-PIECE CRIMP COUPLINGS

INTRODUCTION

HOSE

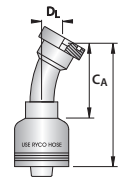
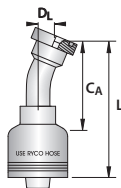
COUPLINGS

ADAPTORS

TECHNICAL

<b>SPECIAL FLANGE</b>	<b>T7444</b>	<b>T7453</b>
-----------------------	--------------	--------------

**RYCO  
CODE 62C  
O RING NOT SUPPLIED**

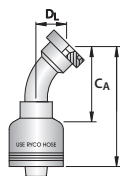
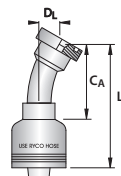


HOSE SIZE				NOM. FLANGE SIZE	DASH SIZE	RYCO CODE 62C D-RING FLANGE 22.5° TUBE BEND						RYCO CODE 62C FLANGE 30° TUBE BEND					
DN	inch	inch		PART NO	CA		L		DL		PART NO	CA		L		DL	
					inch	mm	inch	mm	inch	mm		inch	mm	inch	mm	inch	mm
19	3/4	3/4	-1212	<b>T7444-1212</b>	3.11	79	4.33	110	0.59	15	<b>T7453-1212</b>	3.23	82	4.45	113	0.91	23
25	1	1	-1616	<b>T7444-1616</b>	3.50	89	5.20	132	0.63	16	<b>T7453-1616</b>	4.25	108	5.94	151	0.94	24
25	1	1.1/4	-1620	<b>T7444-1620</b>	3.66	93	5.35	136	0.63	16	<b>T7453-1620</b>	4.37	111	6.06	154	0.98	25
31	1.1/4	1.1/4	-2020	<b>T7444-2020</b>	4.21	107	6.22	158	0.67	17	<b>T7453-2020</b>	4.53	115	6.54	166	0.98	25
31	1.1/4	1.1/2									<b>T7453-2024</b>	4.49	114	6.50	165	1.02	26
38	1.1/2	1.1/2									<b>T7453-2424</b>	5.00	127	7.20	183	1.18	30

**NOTE:** These **T7000** fittings have similar end styles to Caterpillar® XT-3 range of Flanged Hose Couplings. Cat™ Caterpillar®, XT-3™ Caterpillar® For SAE Code 61/62 and RYCO Code 62C Flange dimensions, see page 290.

<b>SPECIAL FLANGE</b>	<b>T7454</b>	<b>T7353</b>
-----------------------	--------------	--------------

**RYCO  
CODE 62C  
O RING NOT SUPPLIED**



HOSE SIZE				NOM. FLANGE SIZE	DASH SIZE	RYCO CODE 62C D-RING FLANGE 30° TUBE BEND						RYCO CODE 62C FLANGE 45° TUBE BEND					
DN	inch	inch		PART NO	CA		L		DL		PART NO	CA		L		DL	
					inch	mm	inch	mm	inch	mm		inch	mm	inch	mm	inch	mm
19	3/4	3/4	-1212	<b>T7454-1212</b>	3.23	82	4.45	113	0.91	23	<b>T7353-1212</b>	2.72	69	3.94	100	1.22	31
19	3/4	1	-1216								<b>T7353-1216</b>	2.83	72	4.06	103	1.30	33
25	1	1	-1616	<b>T7454-1616</b>	3.46	88	5.16	131	0.94	24	<b>T7353-1616</b>	3.54	90	5.24	133	1.38	35
25	1	1.1/4	-1620								<b>T7353-1620</b>	3.43	87	5.12	130	1.46	37
31	1.1/4	1.1/4	-2020	<b>T7454-2020</b>	4.53	115	6.54	166	0.98	25	<b>T7353-2020</b>	4.17	106	6.18	157	1.61	41
31	1.1/4	1.1/2	-2024	<b>T7454-2024</b>	4.53	115	6.54	166	1.02	26	<b>T7353-2024</b>	4.25	108	6.26	159	1.69	43
38	1.1/2	1.1/2	-2424								<b>T7353-2424</b>	4.53	115	6.73	171	1.81	46
51	2	2	-3232								<b>T7353-3232</b>	6.14	156	8.62	219	2.40	61

**NOTE:** These **T7000** fittings have similar end styles to Caterpillar® XT-3 range of Flanged Hose Couplings. Cat™ Caterpillar®, XT-3™ Caterpillar® For SAE Code 61/62 and RYCO Code 62C Flange dimensions, see page 290.

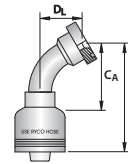
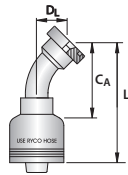
**NOTE:** Hose Compatibility for the **T7000** series can be found on page 272.

# COUPLINGS

## T7000 SERIES ONE-PIECE CRIMP COUPLINGS

<b>SPECIAL FLANGE</b>	<b>T7354</b>	<b>T7463</b>
-----------------------	--------------	--------------

**RYCO  
CODE 62C  
O RING NOT SUPPLIED**

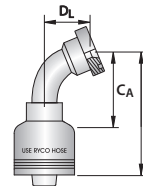
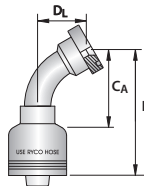


HOSE SIZE	NOM. FLANGE SIZE	DASH SIZE	RYCO CODE 62C D-RING FLANGE 45° TUBE BEND								RYCO CODE 62C FLANGE 60° TUBE BEND								
			PART NO		CA		L		DL		PART NO		CA		L		DL		
DN	inch	inch			inch	mm	inch	mm	inch	mm			inch	mm	inch	mm	inch	mm	
19	3/4	3/4	-1212	<b>T7354-1212</b>	2.72	69	3.94	100	1.22	31	<b>T7463-1212</b>	3.23	82	4.45	113	1.65	42		
19	3/4	1	-1216	<b>T7354-1216</b>	1.22	31	2.44	62	1.30	33	<b>T7463-1216</b>	3.27	83	4.49	114	1.85	47		
25	1	1	-1616	<b>T7354-1616</b>	3.54	90	5.24	133	1.38	35	<b>T7463-1616</b>	3.78	96	5.47	139	1.85	47		
25	1	1.1/4	-1620	<b>T7354-1620</b>	3.23	82	4.92	125	1.46	37	<b>T7463-1620</b>	4.02	102	5.71	145	1.93	49		
31	1.1/4	1.1/4	-2020	<b>T7354-2020</b>	4.09	104	6.10	155	1.61	41	<b>T7463-2020</b>	4.72	120	6.73	171	2.20	56		
31	1.1/4	1.1/2	-2024	<b>T7354-2024</b>	4.09	104	6.10	155	1.69	43	<b>T7463-2024</b>	4.53	115	6.54	166	2.60	66		
38	1.1/2	1.1/2	-2424								<b>T7463-2424</b>	5.67	144	7.87	200	2.68	68		

**NOTE:** These **T7000** fittings have similar end styles to Caterpillar® XT-3 range of Flanged Hose Couplings. Cat™ Caterpillar®, XT-3™ Caterpillar® For SAE Code 61/62 and RYCO Code 62C Flange dimensions, see page 290.

<b>SPECIAL FLANGE</b>	<b>T7464</b>	<b>T7363</b>
-----------------------	--------------	--------------

**RYCO  
CODE 62C  
O RING NOT SUPPLIED**



HOSE SIZE	NOM. FLANGE SIZE	DASH SIZE	RYCO CODE 62C D-RING FLANGE 60° TUBE BEND								RYCO CODE 62C FLANGE 67.5° TUBE BEND								
			PART NO		CA		L		DL		PART NO		CA		L		DL		
DN	inch	inch			inch	mm	inch	mm	inch	mm			inch	mm	inch	mm	inch	mm	
19	3/4	3/4	-1212	<b>T7464-1212</b>	3.23	82	4.45	113	1.65	42	<b>T7363-1212</b>	2.95	75	4.17	106	2.05	52		
19	3/4	1	-1216	<b>T7464-1216</b>	1.22	31	2.44	62	1.65	42	<b>T7363-1216</b>	3.11	79	4.33	110	2.09	53		
25	1	1	-1616	<b>T7464-1616</b>	3.78	96	5.47	139	1.85	47	<b>T7363-1616</b>	3.58	91	5.28	134	2.09	53		
25	1	1.1/4	-1620	<b>T7464-1620</b>	3.98	101	5.67	144	1.93	49	<b>T7363-1620</b>	3.62	92	5.31	135	2.20	56		
31	1.1/4	1.1/4	-2020	<b>T7464-2020</b>	4.72	120	6.73	171	2.20	56	<b>T7363-2020</b>	4.45	113	6.46	164	2.64	67		
31	1.1/4	1.1/2	-2024	<b>T7464-2024</b>	4.57	116	6.57	167	2.60	66	<b>T7363-2024</b>	5.35	136	7.36	187	2.99	76		
38	1.1/2	1.1/2	-2424								<b>T7363-2424</b>	5.35	136	7.56	192	3.03	77		

**NOTE:** These **T7000** fittings have similar end styles to Caterpillar® XT-3 range of Flanged Hose Couplings. Cat™ Caterpillar®, XT-3™ Caterpillar®. For SAE Code 61/62 and RYCO Code 62C Flange dimensions, see page 290.

**NOTE:** Hose Compatibility for the **T7000** series can be found on page 272.

## T7000 SERIES ONE-PIECE CRIMP COUPLINGS

INTRODUCTION

HOSE

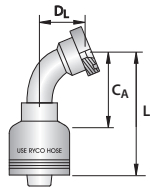
COUPLINGS

ADAPTORS

TECHNICAL

### SPECIAL FLANGE T7364

RYCO  
CODE 62C  
O RING NOT SUPPLIED



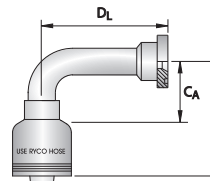
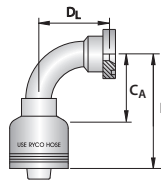
#### RYCO CODE 62C D-RING FLANGE 67.5° TUBE BEND

DN	HOSE SIZE		DASH SIZE	PART NO	CA		L		DL	
	inch	inch			inch	mm	inch	mm	inch	mm
19	3/4	3/4	-1212	<b>T7364-1212</b>	3.11	79	4.33	110	2.05	52
19	3/4	1	-1216	<b>T7364-1216</b>	1.22	31	2.44	62	2.09	53
25	1	1	-1616	<b>T7364-1616</b>	3.58	91	5.28	134	2.09	53
25	1	1.1/4	-1620	<b>T7364-1620</b>	3.62	92	5.31	135	2.20	56
31	1.1/4	1.1/4	-2020	<b>T7364-2020</b>	4.45	113	6.46	164	2.64	67
31	1.1/4	1.1/2	-2024	<b>T7364-2024</b>	4.17	106	6.18	157	2.99	76

**NOTE:** These T7000 fittings have similar end styles to Caterpillar® XT-3 range of Flanged Hose Couplings. Cat™ Caterpillar®, XT-3™ Caterpillar®. For SAE Code 61/62 and RYCO Code 62C Flange dimensions, see page 290.

### SPECIAL FLANGE T7373 T7378

RYCO  
CODE 62C  
O RING NOT SUPPLIED



#### RYCO CODE 62C FLANGE 90° TUBE BEND RYCO CODE 62C FLANGE 90° TUBE BEND

DN	HOSE SIZE		DASH SIZE	PART NO	CA		L		DL		PART NO	CA		L		DL	
	inch	inch			inch	mm	inch	mm	inch	mm		inch	mm	inch	mm	inch	mm
19	3/4	3/4	-1212	<b>T7373-1212</b>	2.32	59	3.54	90	2.44	62							
19	3/4	1	-1216	<b>T7373-1216</b>	2.32	59	3.54	90	2.60	66							
25	1	1	-1616	<b>T7373-1616</b>	2.83	72	4.53	115	2.83	72							
25	1	1.1/4	-1620	<b>T7373-1620</b>	2.83	72	4.53	115	2.95	75							
31	1.1/4	1.1/4	-2020	<b>T7373-2020</b>	3.94	100	5.94	151	3.27	83	<b>T7378-2020</b>	3.94	100	5.94	151	5.91	150
31	1.1/4	1.1/2	-2024	<b>T7373-2024</b>	3.94	100	5.94	151	3.35	85	<b>T7378-2024</b>	3.94	100	5.94	151	5.31	135
38	1.1/2	1.1/2	-2424	<b>T7373-2424</b>	3.86	98	6.06	154	3.78	96							
51	2	2	-3232	<b>T7373-3232</b>	5.39	137	7.87	200	5.24	133							

**NOTE:** These T7000 fittings have similar end styles to Caterpillar® XT-3 range of Flanged Hose Couplings. Cat™ Caterpillar®, XT-3™ Caterpillar®. For SAE Code 61/62 and RYCO Code 62C Flange dimensions, see page 290.

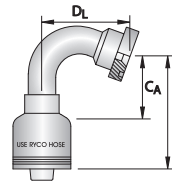
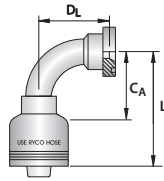
**NOTE:** Hose Compatibility for the T7000 series can be found on page 272.

# COUPLINGS

## T7000 SERIES ONE-PIECE CRIMP COUPLINGS

<b>SPECIAL FLANGE</b>	<b>T7374</b>	<b>T7933</b>
-----------------------	--------------	--------------

**RYCO  
CODE 62C  
O RING NOT SUPPLIED**

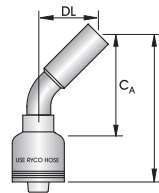
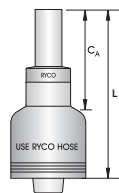


HOSE SIZE	NOM. FLANGE SIZE	DASH SIZE	RYCO CODE 62C D-RING FLANGE 110° TUBE BEND								RYCO CODE 62C FLANGE 110° TUBE BEND						
			PART NO		CA		L		DL		PART NO		CA		L		DL
DN	inch	inch			inch	mm	inch	mm	inch	mm		inch	mm	inch	mm	inch	mm
19	3/4	3/4	-1212	<b>T7374-1212</b>	2.32	59	3.54	90	2.44	62							
19	3/4	1	-1216	<b>T7374-1216</b>	2.32	59	3.54	90	2.60	66							
25	1	1	-1616	<b>T7374-1616</b>	2.83	72	4.53	115	2.83	72							
25	1	1.1/4	-1620	<b>T7374-1620</b>	2.83	72	4.53	115	2.95	75							
31	1.1/4	1.1/4	-2020	<b>T7374-2020</b>	3.94	100	5.94	151	3.27	83							
31	1.1/4	1.1/2	-2024	<b>T7374-2024</b>	3.94	100	5.94	151	3.35	85							
38	1.1/2	1.1/2	-2424								<b>T7933-2424</b>	5.55	141	7.76	197	4.72	120

**NOTE:** These **T7000** fittings have similar end styles to Caterpillar® XT-3 range of Flanged Hose Couplings. Cat™ Caterpillar®, XT-3™ Caterpillar®. For SAE Code 61/62 and RYCO Code 62C Flange dimensions, see page 290.

<b>STANDPIPE</b>	<b>T7640</b>	<b>T7643</b>
------------------	--------------	--------------

**METRIC**



HOSE SIZE	TUBE SIZE	DASH SIZE	METRIC STANDPIPE				METRIC STANDPIPE 45° TUBE BEND								
			PART NO		CA		L		PART NO		CA		L		DL
DN	inch	mm			inch	mm	inch	mm		inch	mm	inch	mm	inch	mm
12	1/2	14	-0814	<b>T7640-0814</b>	1.77	45	2.83	72							
19	3/4	20	-1220	<b>T7640-1220</b>	2.09	53	3.31	84							
31	1.1/4	30	-2030	<b>T7640-2030</b>	2.64	67	4.65	118							

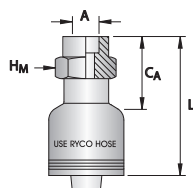
**NOTE:** See RYCO Adaptor Catalogue for DKL and DKS Metric Nuts and Olives for use with Metric Standpipe Fittings.

**NOTE:** Hose Compatibility for the **T7000** series can be found on page 272.

## T7000 SERIES ONE-PIECE CRIMP COUPLINGS

<b>SALVAGE</b>	<b>T7230</b>
----------------	--------------

**TUBE WELD**



HOSE SIZE		A		DASH SIZE	MALE HEX		SALVAGE (LIFESAVER)						
DN	inch	inch	mm		inch	mm	HM-SPANNER	PART NO		CA		L	
								inch	mm	inch	mm	inch	mm
12	1/2	1/2	12.7	-0808	3/4	19		<b>T7230-0808</b>	1.06	27	2.17	55	
12	1/2	5/8	15.9	-0810	15/16	24		<b>T7230-0810</b>	1.14	29	2.20	56	
19	3/4	5/8	15.9	-1210	15/16	24		<b>T7230-1210</b>	1.18	30	2.40	61	
19	3/4	3/4	19.1	-1212	1.1/16	27		<b>T7230-1212</b>	1.18	30	2.40	61	
19	3/4	1	25.4	-1216	1.3/8			<b>T7230-1216</b>	1.38	35	2.60	66	
25	1	3/4	19.1	-1612	1.1/16	27		<b>T7230-1612</b>	1.18	30	2.87	73	
25	1	1	25.4	-1616	1.3/8			<b>T7230-1616</b>	1.38	35	3.07	78	
25	1	1.1/4	31.8	-1620	1.5/8	41		<b>T7230-1620</b>	1.42	36	3.11	79	
31	1.1/4	1	25.4	-2016	1.3/8			<b>T7230-2016</b>	1.54	39	3.54	90	
31	1.1/4	1.1/4	31.8	-2020	1.5/8	41		<b>T7230-2020</b>	1.57	40	3.58	91	
38	1.1/2	1.1/2	38.1	-2424	2	50		<b>T7230-2424</b>	1.34	34	3.54	90	
51	2	2	50.8	-3232	2.1/2			<b>T7230-3232</b>	1.61	41	4.09	104	

**WARNING:** Due to high pressures involved, special care must be taken when using **T7230** Salvage Couplings. See Clause 8 of the Terms & Conditions of Sale.

**NOTE:** Hose Compatibility for the **T7000** series can be found on page 272.

INTRODUCTION

HOSE

COUPLINGS

ADAPTORS

TECHNICAL