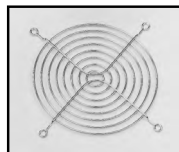

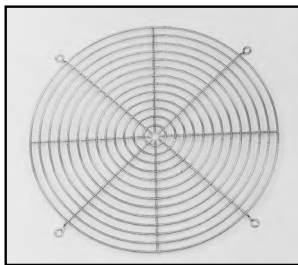


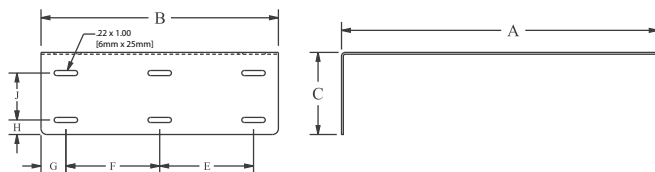
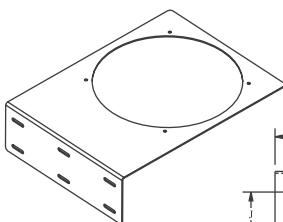
Catalog No.	Air Flow CU Feet Per Min.	Diameter	Fan Dim. Square	Depth	Product Code	List Price
SCE-CF4	95/115		4.69	1.52	P1	93.43
SCE-CF6	203/238	6.72		2.00	P1	234.96
SCE-CF10	600/665	10.00		3.50	P1	247.91
SCE-CF4-230	95/115		4.69	1.52	P1	150.50
SCE-CF6-230	203/238	6.72		2.00	P1	261.92
SCE-CF10-230	600/665	10.00		3.50	P1	272.71



Catalog No.	Use on Cooling Fan Cat. No.	Product Code	List Price
SCE-GARD4	SCE-CF4	P2	17.38
SCE-GARD6	SCE-CF6	P2	21.11
SCE-GARD10	SCE-CF10	P2	26.08



Catalog No.	Description	Height (A)	Width (B)	Depth (C)	(E)	(F)	(J)	Product Code	List Price
SCE-112399	4" Fan Bracket	6.00	5.00	1.50	-	3.00	0.62	P2	20.52
SCE-111252	6" Fan Bracket	10.00	6.88	2.00	-	5.00	1.00	P2	24.31
SCE-110551	10" Fan Bracket	13.50	10.12	3.50	4.00	4.00	2.00	P2	44.52



ENVIRO-THERM® THERMAL MANAGEMENT

Cooling Fans

Designed for use in enclosures where space is limited and reliable cooling is required. 115 or 230 volt AC 50/60 Hz. Single phase motor. A finger guard is included. UL listed motor.

IS24 - Industry Standards

UL Component Recognized

Finger Guards

A finger guard is included with each cooling fan. An additional finger guard can be mounted on either of the fans for maximum safety. Chrome plated.

Cooling Fan Bracket

Cooling fan brackets are designed for general circulation or to direct air in a problem area. Brackets are made of heavy gauge steel and powder coated white. Fans and finger guards are ordered separately.

1 Operator System Enclosures
 2 Wall-Mount Enclosures
 3 Free-Standing & Floor-Mounted Enclosures
 4 Modular Enclosures
 5 Operator System Enclosures (Stainless Steel)
 6 Wall-Mount Enclosures (Stainless Steel)
 7 Free-Standing & Floor-Mounted Enclosures (Stainless Steel)
 8 Non-Metallic Enclosures
 9 Enviro-Therm® Thermal Management
 10 Technical Information
 11 Index