


Catalog No.	Height (A)	Width (B)	Depth (C)	Used In Enclosure Depth	Product Code	List Price
SCE-20POS	2.00	19.50	20.00	24.25	C2	247.74
SCE-22POS	2.00	21.25	22.00	26.00	C2	251.26
SCE-26POS	2.00	19.50	28.00	32.25	C2	254.25




Catalog No.	Height (A)	Width (B)	Depth (C)	Used In Enclosure Depth	Product Code	List Price
SCE-22VEPOS	2.00	21.25	22.00	26.00	C2	317.95




Catalog No.	Height (A)	Width (B)	Depth (C)	Used In Enclosure Depth	Product Code	List Price
SCE-20STS	2.00	22.00	20.00	24.25	C2	70.41
SCE-22STS	2.00	23.75	22.00	26.00	C2	73.82
SCE-26STS	2.00	22.00	28.00	32.25	C2	76.92



Catalog No.	Height (A)	Width (B)	Depth (C)	Used In Enclosure Depth	Product Code	List Price
SCE-20VESTS	2.00	22.00	20.00	24.25	C2	169.51
SCE-22VESTS	2.00	23.75	22.00	26.00	C2	175.04
SCE-26VESTS	2.00	22.00	28.00	32.25	C2	182.54



Catalog No.	Description	Height (A)	Width (B)	Depth (C)	Product Code	List Price
SCE-8STS	Non-Vented	1.50	23.75	8.00	C2	53.03
SCE-8VESTS	Vented	1.50	23.75	8.00	C2	60.33



## WORK STATION ACCESSORIES

### Pullout Shelf

Pullout shelves are designed to allow easy access to the back of equipment. Extends 19" and mounts between the mounting channels provided inside the work station. Slides are included with shelf. Made of heavy gauge steel and powder coated white. Mounting hardware is included.

### Vented Pullout Shelf

Vented pullout shelves are designed to allow easy access to the back of equipment and to allow air circulation inside the work station. Extends 19" and mounts between the mounting channels provided inside the work station. Slides are included with the shelf. Made of heavy gauge steel and powder coated white. Mounting hardware is included.

### Stationary Shelf

Designed to support monitors, PC's, printers or any other equipment. Mounts between the mounting channels provided inside the work station. Made of heavy gauge steel and powder coated white. Mounting hardware is included.

### Vented Stationary Shelf

Designed to support monitors, PC's, printers or any other equipment while allowing air circulation inside the work station. Mounts between the mounting channels provided inside the work station. Made of heavy gauge steel and powder coated white. Mounting hardware is included.

### Monitor Shelf Non-Vented & Vented

Designed to support the monitor or other components in the upper section of the work station. Vented shelf allows air circulation inside the work station. Made of heavy gauge steel and powder coated white. Mounting hardware is included.