

Tool Boxes




No. 606 Standard Shape with Tray


- Padlock provision on catch. Heavy-duty tray with handle.
- Heavy-duty tool boxes for tradesmen's use. Made of 18-gauge, cold-rolled prime steel. Two heavy-duty plated trunk-type catches. Plated top handle. Electrically welded construction. Continuous piano hinge. Durable baked red enamel finish, electrostatically sprayed.

Catalog No.	Model No.	Description	Length		Width		Height		Weight		Std. Pack
			in.	mm	in.	mm	in.	mm	lb.	kg	
33085	606	Standard Shape w/Tray	20	508	8 1/2	216	9 1/2	241	19 1/2	8.8	1

Folding Rules




*Model 1620
Fiberglass 6' Extension Rule
with 6" Extension Slide*



*Model 1619
Fiberglass 6' Outside
Flat Reading Rule*



*Model 1619F
Fiberglass 6' Inside
Flat Reading Rule*



*Model 1602
2m, 78 3/4" Rule. Inside Flat
Reading Scale in millimeters.
Outside Scale in inches*

Fiberglass Folding Rules

Precision made of flexible heavy-duty fiberglass with embedded, easy-to-read boldface figures and graduations with red 16" stud marks and positive locking joints. Model 1602 is graduated on one side in millimeters with red markings every 10 cm. Reverse side reads in inches.

Catalog No.	Model No.	Description	Width		Length		Weight		Std. Pack
			in.	mm	ft.	m	oz.	g	
73365	1619	6' Outside Reading	5/8	16	6	1.8	7	198	6
73370	1619F	6' Inside Flat Reading	5/8	16	6	1.8	7	198	6
73360	1620	6' Extension Rule	5/8	16	6	1.8	7	198	6
81280	1602	2m Metric Rule	5/8	16	7	2.0	7	198	6