



POCKET GUIDE

# WET/DRY VACS



## RIDGID PROFESSIONAL-INDUSTRIAL WET/DRY VACS

<b>Size</b>	4 Gal
<b>Power</b>	5.0 Peak Horsepower 99 CFM   48 Lift
<b>Drain</b>	No
<b>Cord Length</b>	20'
<b>Accessories Included</b>	Car Nozzle, Diffuser
<b>Filter Type Included</b>	VF3500, ½ Height Fine Dust Filter
<b>Hose Included</b>	Locking 1½" x 8' Pro Hose (Fits 1½" Accessories)
<b>Special Features</b>	Ergonomic Handle w/ Cord Wrap



**50313**  
4000RV

<b>Size</b>	4.5 Gal Pro Pack®
<b>Power</b>	5.0 Peak Horsepower 100 CFM   48 Lift
<b>Drain</b>	No
<b>Cord Length</b>	20'
<b>Accessories Included</b>	Two 1½" Wands, Utility Nozzle, Crevice Tool, Dusting Brush
<b>Filter Type Included</b>	VF3500, ½ Height Fine Dust Filter
<b>Hose Included</b>	Locking 1½" x 7' Expandable Hose (Fits 1½" Accessories)
<b>Special Features</b>	Carry Handle, Accessory Storage, Tool Box Design



**50318**  
4500RV

<b>Size</b>	10 Gal Pro Pack® Plus
<b>Power</b>	5.0 Peak Horsepower 94 CFM   47 Lift
<b>Drain</b>	Yes
<b>Cord Length</b>	20'
<b>Accessories Included</b>	Two 1½" Extension Wands, Crevice Tool, Utility Nozzle, Dusting Brush
<b>Filter Type Included</b>	VF5000, Fine Dust Filter
<b>Hose Included</b>	Locking 1½" x 7' Expandable Hose (Fits 1½" Accessories)
<b>Special Features</b>	Telescopic Transport Handle, Carry Handle, Accessory Storage, Large Tool Box Design



**50328**  
1000RV

<b>Size</b>	6 Gal
<b>Power</b>	4.25 Peak Horsepower 70 CFM   69 Lift
<b>Drain</b>	No
<b>Cord Length</b>	10'
<b>Accessories Included</b>	Three 1½" Wands, Utility Nozzle
<b>Filter Type Included</b>	VF4000, Standard Filter
<b>Hose Included</b>	Locking 1½" x 8' Pro Hose (Fits 1½" Accessories)
<b>Special Features</b>	Large Power Switch, Cord Storage, Accessory Storage



**62698**  
RT0600

<b>Size</b>	12 Gal
<b>Power</b>	5.0 Peak Horsepower 130 CFM   58 Lift
<b>Drain</b>	Yes
<b>Cord Length</b>	15'
<b>Accessories Included</b>	Two 2½" Locking Extension Wands, Locking Car Nozzle, Locking Utility Nozzle, Locking Wet Nozzle
<b>Filter Type Included</b>	VF4000, Standard Filter
<b>Hose Included</b>	Locking 1½" x 8' Pro Hose (Fits 2½" Accessories)
<b>Special Features</b>	Large Power Switch, Cord Storage, Accessory Storage, Hose Storage, Large Drain



**62703**  
RT1200

<b>Size</b>	14 Gal w/ Cart
<b>Power</b>	6.0 Peak Horsepower 135 CFM   57 Lift
<b>Drain</b>	Yes
<b>Cord Length</b>	20'
<b>Accessories Included</b>	Two 2½" Locking Extension Wands, Locking Car Nozzle, Locking Utility Nozzle, Locking Wet Nozzle, Locking Crevice Tool
<b>Filter Type Included</b>	VF5000, Fine Dust Filter
<b>Hose Included</b>	Locking 1½" x 8' Pro Hose (Fits 2½" Accessories)
<b>Special Features</b>	Large Power Switch, Cord Storage, Accessory Storage, Hose Storage, Large Drain, Large Rear Wheels w/Cart



**62718**  
RT1400

<b>Size</b>	16 Gal w/ Detachable Blower
<b>Power</b>	6.5 Peak Horsepower 139 CFM   49 Lift
<b>Drain</b>	Yes
<b>Cord Length</b>	20'
<b>Accessories Included</b>	Two 2½" Locking Extension Wands, Locking Car Nozzle, Locking Utility Nozzle, Locking Wet Nozzle, Locking Blowing Wand
<b>Filter Type Included</b>	VF4000, Standard Filter
<b>Hose Included</b>	Locking 1½" x 8' Pro Hose (Fits 2½" Accessories)
<b>Special Features</b>	Large Power Switch, Cord Storage, Accessory Storage, Hose Storage, Large Drain, Detachable Blower



**62723**  
RT1600

<b>Size</b>	16 Gal Stainless w/ Cart
<b>Power</b>	6.5 Peak Horsepower 135 CFM   45 Lift
<b>Drain</b>	Yes
<b>Cord Length</b>	20'
<b>Accessories Included</b>	Two 2½" Locking Extension Wands, Locking Car Nozzle, Locking Utility Nozzle, Locking Wet Nozzle, Locking Crevice Tool
<b>Filter Type Included</b>	VF5000, Fine Dust Filter
<b>Hose Included</b>	Locking 1½" x 8' Pro Hose (Fits 2½" Accessories)
<b>Special Features</b>	Carry Handle w/ Cord Wrap, Accessory Storage, Scroll Noise Reduction, Stainless Steel Drum, Large Rear Wheels w/ Cart



**50353**  
1610RV

<b>Size</b>	14 Gal 2-Stage Motor w/ Cart
<b>Power</b>	11.5 AMPs 53 CFM   81 Lift
<b>Drain</b>	Yes
<b>Cord Length</b>	25'
<b>Accessories Included</b>	Two 2½" Locking Extension Wands, Locking Floor Brush, Locking Utility Nozzle, Locking Wet Nozzle, Locking Crevice Tool, Diffuser
<b>Filter Type Included</b>	VF5000, Fine Dust Filter
<b>Hose Included</b>	Locking 1½" x 10' Pro Hose (Fits 2½" Accessories)
<b>Special Features</b>	Carry Handle w/ Cord Wrap, Scroll Noise Reduction, Accessory Storage, 2 Stage Motor, Large Rear Wheels w/ Cart



**50358**  
RV2400A

<b>Size</b>	16 Gal 2-Stage Motor w/ Cart
<b>Power</b>	11.5 AMPs 61 CFM   80 Lift
<b>Drain</b>	Yes
<b>Cord Length</b>	25'
<b>Accessories Included</b>	Two 1½" Metal Wands, Master Nozzle with Squeegee Insert, Brush Insert, Carpet Insert, Lock- ing Crevice Tool, Locking Dusting Brush, Claw Nozzle, Diffuser
<b>Filter Type Included</b>	VF5000, Fine Dust Filter
<b>Hose Included</b>	Locking 1½" x 10' Pro Hose (Fits 1½" Accessories)
<b>Special Features</b>	Carry Handle w/ Cord Wrap, Scroll Noise Reduction, Accessory Storage, 2-Stage Motor, Large 'Non-Marking' Rear Wheels w/ Cart



**50363**  
RV2600B

<b>Size</b>	14 Gal HEPA
<b>Power</b>	11.5 AMPs 65 CFM   83 Lift
<b>Drain</b>	Yes
<b>Cord Length</b>	25'
<b>Accessories Included</b>	Utility Nozzle (2½"), Wet Nozzle (2½"), 2 Wands (2½"), Crevice Tool (2½"), Diffuser (2½"), Floor Brush (2½"), Round Dusting Brush (2½"), 2½" to 1¼" Adaptor, Turbo Nozzle (1¼")
<b>Filter Type Included</b>	1 Filter Bag (VF3502), HEPA Pre-Filter, Certified HEPA Filter (HF1000)
<b>Hose Included</b>	Locking 1½" x 10' Pro Hose (Fits 2½" Accessories)
<b>Special Features</b>	Carry Handle w/ Cord Wrap, Scroll Noise Reduction, Accessory Storage, Certified HEPA Filtration, 2-Stage Motor, Meets Requirements for RRP



**50368**  
RV2400HF

<b>Size</b>	14 Gal Smart Pulse™ w/ Cart
<b>Power</b>	11.5 AMPs 81 CFM   76 Lift
<b>Drain</b>	Yes
<b>Cord Length</b>	25'
<b>Accessories Included</b>	Muffler/Diffuser
<b>Filter Type Included</b>	2 VF3800 PTFE Coated Filters
<b>Hose Included</b>	Locking 1½" x 15' Pro Hose (Fits 2½" Accessories)
<b>Special Features</b>	Locking 1½" x 15' Pro Hose Self-Cleaning Filter, Carry Handle w/ Cord Wrap, Accessory Storage, 2 Stage Motor, Large Non-Marking Rear Wheels w/ Cart



**50373**  
RV3410

<b>Size</b>	12 Gal Motor-on-Bottom
<b>Power</b>	6.5 Peak Horsepower 150 CFM   54 Lift
<b>Drain</b>	Yes
<b>Cord Length</b>	20'
<b>Accessories Included</b>	Two 2½" Locking Extension Wands, Locking Car Nozzle, Locking Utility Nozzle, Locking Wet Nozzle, Locking Crevice Tool, Diffuser
<b>Filter Type Included</b>	VF5000, Fine Dust Filter
<b>Hose Included</b>	Locking 1½" x 8' Pro Hose (Fits 2½" Accessories)
<b>Special Features</b>	Easy to Empty Drum w/ Motor-on-Bottom Design, Scroll Noise Reduction, Foot Activated Switch, Accessory Stretch Caddy



**50333**  
1250RV

<b>Size</b>	16 Gal Motor-on-Bottom w/ Cart
<b>Power</b>	6.5 Peak Horsepower 142 CFM   39 Lift
<b>Drain</b>	Yes
<b>Cord Length</b>	20'
<b>Accessories Included</b>	Two 2½" Locking Extension Wands, Locking Car Nozzle, Locking Utility Nozzle, Locking Wet Nozzle, Locking Crevice Tool, Diffuser
<b>Filter Type Included</b>	VF5000, Fine Dust Filter
<b>Hose Included</b>	Locking 1½" x 8' Pro Hose (Fits 2½" Accessories)
<b>Special Features</b>	Easy to Empty Drum w/ Motor-on-Bottom Design, Scroll Noise Reduction, Large Rear Wheels w/ Cart, Foot Activated Switch, Accessory Caddy



**50338**  
1650RV

**RIDGID® Professional - Industrial Vacs** are built with a commitment to superior performance, technology and quality.

These Vacs are available exclusively at RIDGID® Distributors throughout the United States and Canada.

## MOTOR ON BOTTOM

**50338** 1650RV  
**50333** 1250RV

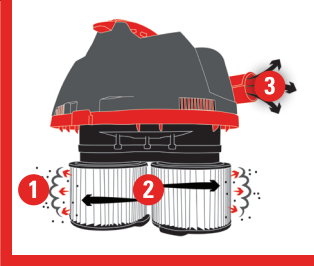


**MOTOR ON BOTTOM**

**THE MOST POWERFUL RIDGID® VAC EVER**  
24% greater than our previous best.

- **STABLE**  
Low center of gravity provides stability.
- **EASY TO EMPTY**  
Filter stays in drum when emptying, allowing for easier, cleaner debris disposal. Drum detaches from the power sled/cart with quick-slide lock lever.
- **HANDS-FREE**  
Foot-activated power switch allows for easy access and hands-free operation.

## 50373 RV3410 SMART PULSE™ VAC



- 1 Airstream puffs into filter.
- 2 Filters alternate pulsing.
- 3 Vacuum stream continues uninterrupted.

The Smart Pulse™ vac is designed with two filters and an integrated sensor. The sensor is continuously monitoring suction efficiency. When a pressure difference inside the vac vs. the outside of the filter is recognized by the sensor, the vac begins an alternating pulsing cycle, back-flushing air through the filter. This process cleans the filter automatically, yet only when needed, providing uninterrupted performance and maximizing efficiency.

**RIDGID® Professional-Industrial Vacs Provide:**

- Powerful performance
- Rugged, long-lasting construction
- Thoughtful on-board accessory storage
- Innovative designs that provide versatility

## QWIK LOCK® FILTERS

\*See product specification for compatibility.

**STANDARD FILTER**  
5 microns / 95% efficiency

- VF4000 **72947** Standard
- VF3400 **54208** Standard Half Height

- Everyday Dirt & Dust

**FINE DUST FILTER**  
1 micron / 99% efficiency

- VF5000 **72952** Fine Dust
- VF3500 **26643** Fine Dust Half Height

- Everyday Dirt & Dust
- Cold Ashes
- Fine Powders
- Sawdust
- Drywall & Cement Dust

**HEPA MEDIA FILTER**  
1 micron / 99.7% efficiency

- VF6000 **97457** HEPA Media
- VF3600 **54213** HEPA Media Half Height

- High Volume Liquid Pickup
- Water Borne Debris

**WET PICK-UP FILTER**

- VF7000 **40158** Wet
- VF3700 **54218** Wet Half Height

**OSHA + HEPA Filtration Kit**

- VF6500RT **61993** HEPA Media

When installed together in select RIDGID® vacs this kit is OSHA Silica Table 1 Compliant for certain dry dust collector control methods and HEPA-filtered vacuum control methods (1926.1153) within the limitations of their airflow performance.

**PTFE FILTER**

- VF3800 **51808** PTFE

Slick coating of filter resists debris collection allowing more efficient operation.

**RIDGID® Professional-Industrial Vacs** are built to last and come standard with the best warranty in the industry. Our reputation for superior quality and durability allows us to stand behind our Vacs with the **RIDGID® Full Lifetime Warranty** against defects in workmanship and material.




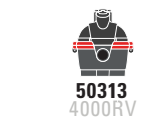
## DUST BAGS

\*See product specification for more details.


The use of a dust bag allows for clean, quick debris removal. These dust bags install into the drum and are adaptable to most vac models.

Achieves HEPA-level filtration up to 99.97% at 0.3 microns and larger in select RIDGID 12 Gal. to 16 Gal. wet dry vacs.


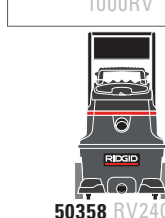
**VF3501** **23738**  
Fits 3-4.5 gallon vacs



**VF3602R** **60758**  
Fits 12-16 gallon vacs



**VF3503** **40153**  
Fits 6-10 gallon vacs



## MAXIMIZE YOUR VAC

WITH ACCESSORIES YOU NEED FOR THE JOB



**2 1/2" Locking Wet Nozzle** 62933 (LA2510)

**1 1/2" Wet Nozzle** 31738 (VT1710)

Squeegee for liquid clean-ups.



**2 1/2" Locking Floor Brush** 62938 (LA2514)

**1 1/2" Floor Brush** 40168 (VT1714)

Excellent for large area clean-ups.



**2 1/2" Locking Dusting Brush** 62918 (LA2501)

**1 1/2" Dusting Brush** 31718 (VT1701)

Versatile, go anywhere, do anything brush.



**2 1/2" Locking Crevice Tool** 62948 (LA2502)

**1 1/2" Crevice Tool** 31723 (VT1702)

Great for getting into tight spots.



**2 1/2" Blower/ Locking Car Nozzle** 62953 (LA2503)

**1 1/2" Blower/Car Nozzle** 29848 (VT1781)

Ideal for cleaning car, boat, RV, or van.



**2 1/2" Locking Extension Wands** 62923 (LA2508)

**1 1/2" Extension Wands** 31728 (VT1708)

Extends vac reach.



**Muffer/Diffuser** 72927 (VT2525)

For quieter operation.



**Claw Nozzle** 26578 (VT2540)

Deep and thorough cleaning.

Fits 2 1/2", 1 1/2" & 1 1/4" hose sizes.



**Carpet Nozzle** 26573 (VT2530)

Cleans carpet and hard surfaces.

Fits 2 1/2" & 1 1/4" Vacs.



**2 1/2" Utility Nozzle** 62928 (LA2509)

**1 1/2" Utility Nozzle** 31733 (VT1709)

Perfect for cleaning up large areas.



**Locking 1 1/2" x 7' Expandable Hose**

54223 (VT1721)

Length expands from 2' to 7' and locks onto vac for uninterrupted cleaning.



**Locking 1 1/2" Pro Hose**

■ 8 foot:

Fits 2 1/2" Accessories 54193

Fits 1 1/2" Accessories 54183

■ 10 foot:

Fits 2 1/2" Accessories 30458

Fits 1 1/2" Accessories 31098

■ 15 foot: (Comes with RV3410)

Fits 1 1/2" Accessories 54188

Prevents clogged debris and locks onto vac for uninterrupted cleaning.

## PRO HOSE

- All units include the Pro Hose (except the 4500RV and 1000RV which feature a Locking Expandable Hose).



- The Pro Hose does not crimp or collapse and offers 180° Flexibility.

- The Pro Hose is equipped with a large 1 1/2" opening (with 2 1/2" adaptor cuff when applicable) and a smooth interior surface that prevents debris from clogging.

- The locking mechanism secures the hose to the vac quickly and easily, so as to not pull loose during use.



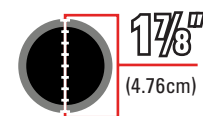
## PREMIUM ANTI-STATIC HOSE



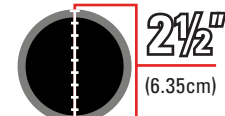
- The 15' Premium Static Dissipative Locking Hose won't pull loose during use and reduces static build up when used with the 14 Gal Smart Pulse™ Vac.

## HOSE & ACCESSORY DIAMETERS

All RIDGID® Hoses fit all RIDGID® Vacs.



**1 7/8"**  
(4.76cm)



**2 1/2"**  
(6.35cm)

Accessories available online at: [RIDGID.com](http://RIDGID.com)

