



Hose

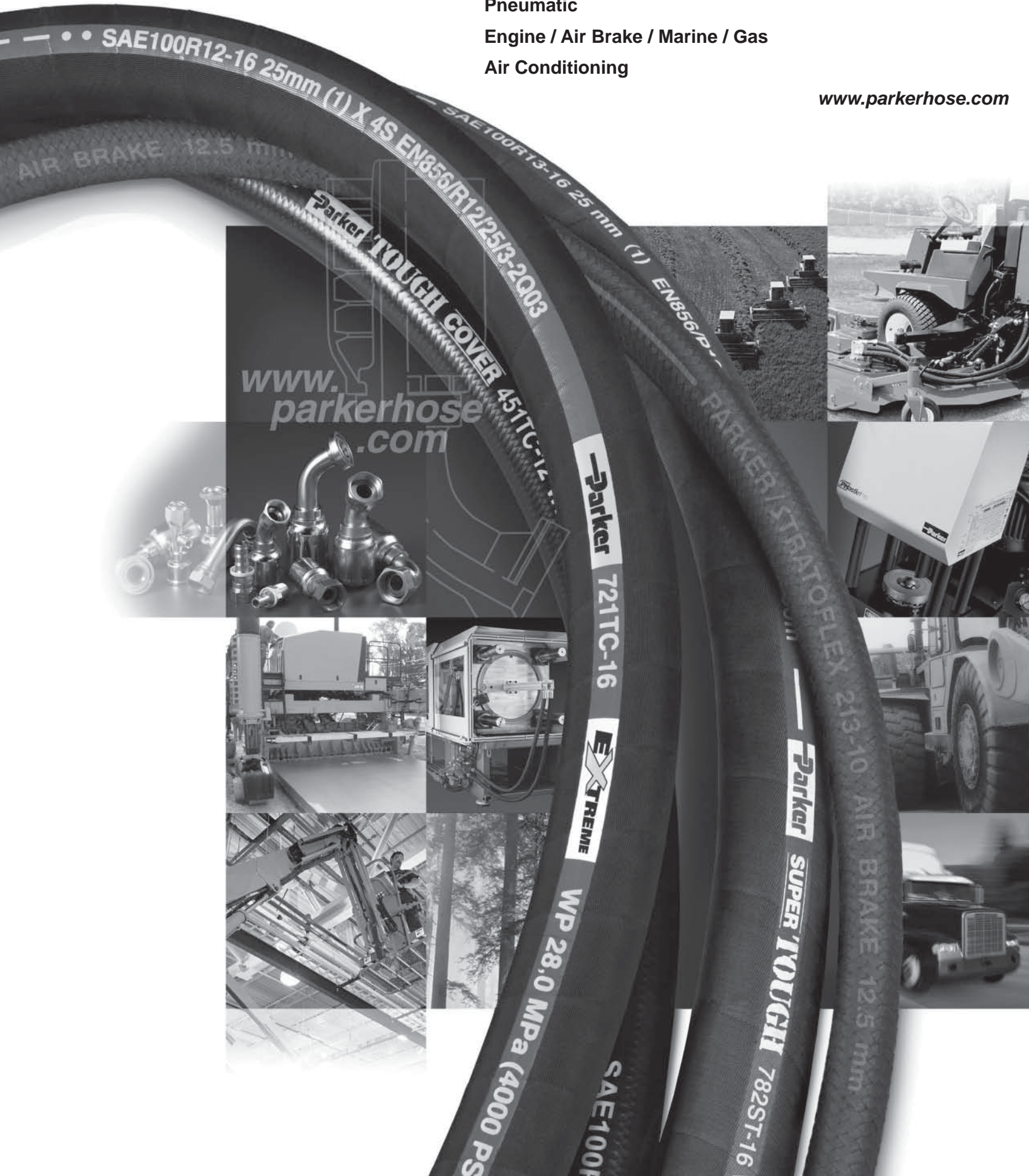
Hydraulic: Braided / Spiral / Specialty / Suction & Return

Pneumatic



Engine / Air Brake / Marine / Gas

Air Conditioning




































www.parkerhose.com
























www.parkerhose.com



Hose
A
Fittings
B
Parkimp
Crimping
Equipment
C
Hose
Assembly
Equipment
D
Adapters
E
Accessories
F
Appendices
G

 <p>Braided Hydraulic Hose</p>	<p>601 A-4</p>  <p>Hydraulic Hose - No Skive SAE 100R3</p>	<p>AX A-4</p>  <p>Hydraulic Hose - No Skive SAE 100R1 Type AT</p>	<p>421 A-5</p>  <p>Hydraulic Hose - No Skive SAE 100R1 Type AT</p>
	<p>482TC/ST A-5</p>  <p>SAE 100R1 EN 853 Type 1SN ISO 1436 Abrasion Resistant "Tough/Super Tough Cover"</p>	<p>BXX A-6</p>  <p>Hydraulic Hose - No Skive SAE 100R2 Type AT</p>	<p>301 A-6</p>  <p>Hydraulic Hose - No Skive SAE 100R2 Type AT</p>
<p>436 Compact® A-7</p>  <p>Hydraulic Hose - No Skive SAE 100R16</p>	<p>381 A-8</p>  <p>Hydraulic Hose - No Skive - SAE 100R2 Type AT - ISO 1436, EN 853 Type 2SN</p>	<p>471TC/ST A-8</p>  <p>EN 857 Type 2SC - Abrasion Resistant "Tough/Super Tough Cover"</p>	<p>472TC A-9</p>  <p>EN Type Hose Exceeds SAE 100R16 Abrasion Resistant "Tough Cover"</p>
<p>451TC/ST A-9</p>  <p>SAE 100R17 - Abrasion Resistant "Tough/Super Tough Cover"</p>	<p>351TC/ST A-10</p>  <p>4000psi Constant Working Pressure - Abrasion Resistant "Tough/Super Tough Cover"</p>		
 <p>Spiral Hydraulic Hose</p>	<p>341 A-11</p>  <p>Hydraulic Hose - No Skive SAE 100R9 Type AT</p>	<p>721 A-11</p>  <p>Hydraulic Hose - No Skive - SAE 100R12 EN856 Type R12 - ISO 3862-1 Type R12</p>	<p>721TC A-12</p>  <p>SAE 100R12 - 1/2 Minimum Bend Radius Abrasion Resistant "Tough Cover"</p>
	<p>772TC/ST A-12</p>  <p>SAE 100R12 - EN 856 Type R12 - Abrasion Resistant "Tough/Super Tough Cover"</p>	<p>CN A-13</p>  <p>Hydraulic Hose - No Skive - 4 Spiral Wire Reinforced - Rubber Covered</p>	<p>781 A-13</p>  <p>Hydraulic Hose - No Skive - SAE 100R13 EN856-Type R13 - ISO 3862-1 Type R13</p>
<p>782TC/ST A-14</p>  <p>SAE 100R13 - EN 856 Type R13 - Abrasion Resistant "Tough/Super Tough Cover"</p>	<p>791TC A-15</p>  <p>SAE 100R15 ISO3862-1Type R15 Abrasion Resistant "Tough Cover"</p>	<p>792TC/ST A-15</p>  <p>SAE 100R15 - Abrasion Resistant "Tough/ Super Tough Cover"</p>	<p>701 A-16</p>  <p>Hydraulic Hose - No Skive - EN 856 Type 4SP ISO 3862 Type 2 DIN 20 023-4SP</p>
<p>731 A-16</p>  <p>Hydraulic Hose - No Skive DIN 20 023-4SH EN 856 Type 4SH</p>			
 <p>Specialty Hydraulic Hose</p>	<p>604 A-17</p>  <p>Water Hose - No Skive</p>	<p>804 A-17</p>  <p>Air and Water Hose - For use with Push- Lok Fittings For Phosphate Ester Fluids</p>	<p>424 A-18</p>  <p>Hydraulic Hose - No Skive - SAE 100R1 AT For Phosphate Ester Fluids</p>
	<p>304 A-18</p>  <p>Hydraulic Hose - No Skive For Phosphate Ester Fluids</p>	<p>774 A-19</p>  <p>Hydraulic Hose - No Skive For Phosphate Ester Fluids</p>	<p>821FR A-19</p>  <p>General Purpose Hose with Fire Resistant Fiber Cover For use with Push-Lok Fittings</p>
<p>426 A-20</p>  <p>Hydraulic Hose - No Skive - SAE 100R1 Type AT (For High Temperature Service)</p>	<p>301LT A-21</p>  <p>Hydraulic Hose - No Skive - SAE 100R2 Type AT - For Low Temperature Service</p>	<p>JK A-21</p>  <p>10,000PSI Maximum Working Pressure IJ100 Hydraulic Jack Hose</p>	

<p>Suction & Return Hydraulic Hose</p>	<p>811 A-22  SAE 100R4 Hydraulic Suction Hose (1/2 SAE 100R4 Specified Bend Radius)</p>	<p>811HT A-22  SAE 100R4 High Temperature Hydraulic Suction (1/2 SAE 100R4 Specified Bend Radius)</p>	<p>881 A-23  SAE 100R4 Hydraulic Suction and Return Line Hose</p>
<p>Pneumatic Hose</p>	<p>801 A-24  General Purpose Low Pressure Hose For use with Push-Lok Fittings</p>	<p>821 A-24  General Purpose Hose For use with Push-Lok Fittings</p>	<p>831 A-25  General Purpose Hose For use with Push-Lok Fittings</p>
<p>836 A-25  General Purpose Hose - For High Temperature Use with Push-Lok Fittings</p>	<p>821FR A-26  General Purpose Hose with Fire Resistant Fiber Cover For use with Push-Lok Fittings</p>	<p>804 A-26  Air and Water Hose - For use with Push-Lok Fittings For Phosphate Ester Fluids</p>	
<p>Engine/Air Brake/Marine/Gas Hose</p>	<p>213 A-27  SAE J1402 AI D.O.T. FMVSS 106 AI - Air Brake Hose</p>	<p>293 A-27  Engine and Air Brake Hose SAE J1402 AI - D.O.T. FMVSS 106 AI</p>	<p>201/261 A-28  SAE 100R5 SAE J1402 AII D.O.T. FMVSS 106 AII - Air Brake Hose</p>
<p>206 A-28  SAE 100R5 SAE J1402 AII D.O.T. FMVSS 106 AII - Air Brake Hose</p>	<p>266 A-29  SAE 100R5, SAE J1402 AII D.O.T. FMVSS 106 AII - Air Brake Hose</p>	<p>225 A-29  Hydraulic Hose</p>	<p>221FR A-30  Marine Fuel & Engine Hose SAE J1527 Class I, SAE J1942, and ABS</p>
<p>SS23CG A-30  Liquefied Petroleum Gas and Compressed Natural Gas Hose (CGA Type III)</p>	<p>SS25UL A-31  Liquefied Petroleum Gas - UL Standard</p>		
<p>Air Conditioning Hose</p>	<p>285 A-32  Air Conditioning and Refrigerant Hose SAE J2064 Type C, Class I</p>	<p>244 A-32  Air Conditioning and Refrigerant Hose SAE J2064 Type B, Class I</p>	<p>235 A-32  Refrigerant and Hydraulic Hose SAE J51 Type D</p>

Hose
A
 Fittings
B
 Parkrimp Crimping Equipment
C
 Hose Assembly Equipment
D
 Adapters
E
 Accessories
F
 Appendices
G

601

Hydraulic Hose - No Skive
SAE 100R3



# Part Number	Hose I.D.		Hose O.D.		Working Pressure		Burst Pressure		Minimum Bend Radius		Weight		Parkrimp Fitting		Field Attachable Fitting	
	inch	mm	inch	mm	psi	MPa	psi	MPa	inch	mm	lbs/ft	kg/m	Series	Page	Series	Page
601-4	1/4	6,3	0.56	14	1250	8,6	5000	35	3	75	0.13	0,19	43	B-23		
601-6	3/8	10	0.75	19	1125	7,8	4500	31	4	100	0.22	0,33	43	B-23		
601-8	1/2	12,5	0.92	23	1000	6,9	4000	28	5	125	0.28	0,42	43	B-23		
601-12	3/4	19	1.24	32	750	5,2	3000	21	6	150	0.43	0,64	43	B-23		
601-16	1	25	1.50	38	565	3,9	2250	16	8	200	0.61	0,91	43	B-23		

Construction: Inner tube of oil resistant Nitrile or Neoprene synthetic rubber, two fiber braids of reinforcement and an oil and weather resistant, black, Neoprene or PKR[®] synthetic rubber, MSHA accepted, cover.

Application and Temperature Range: Petroleum based hydraulic fluids and lubricating oils within a temperature range of -40°F to +257°F (-40°C to +125°C);

For temperature range of other media, see pages G-18 and G-19. For air above 250 psi (1,7 MPa), the hose cover should be pin-pricked.

Fittings: Parkrimp 43 Series. See Section C for assembly instructions.

Note: Hose cover does not have to be removed to attach Parker No-Skive fittings.

AX

Hydraulic Hose - No Skive
SAE 100R1 Type AT



# Part Number	Hose I.D.		Hose O.D.		Working Pressure		Burst Pressure		Minimum Bend Radius		Weight		Crimp Fitting		Field Attachable Fitting	
	inch	mm	inch	mm	psi	MPa	psi	MPa	inch	mm	lbs/ft	kg/m	Series	Page	Series	Page
AX04	1/4	6,3	0.50	13	3000	21	12000	84	2	50	0.15	0.22	HY	B-101		
AX06	3/8	10	0.62	16	3000	21	12000	84	2-1/2	65	0.19	0.28	HY	B-101		
AX08	1/2	12,5	0.75	19	2500	17,5	10000	70	3-1/2	90	0.24	0.36	HY	B-101		
AX10	5/8	16	0.88	22	1500	10,5	6000	42	4	100	0.29	0.43	HY	B-101		
AX12	3/4	19	1.01	26	1250	8,7	5000	35	4-3/4	120	0.34	0.51	HY	B-101		
AX16	1	25	1.29	33	1000	7	4000	28	6	150	0.48	0.72	HY	B-101		

Construction: Neoprene or synthetic rubber tube; one braid of high tensile steel wire reinforcement; and an oil and weather resistant MSHA accepted Neoprene or PKR[®] synthetic rubber cover.

Application and Temperature Range: Petroleum based hydraulic fluids and lubricating oils within a temperature range of -40°F to +212°F (-40°C to +100°C);

For temperature range of other media, see pages G-18 and G-19.

Fittings: Permanent HY Series Fittings. See Section C for Permanent crimp fitting assembly instructions.

Note: Hose cover does not have to be removed to attach Parker No-Skive fittings.

Braided Hydraulic Hose

A

Fittings

B

Parkrimp Crimping Equipment

C

Hose Assembly Equipment

D

Adapters

E

Accessories

F

Appendices

G



421

Hydraulic Hose - No Skive SAE 100R1 Type AT



# Part Number	Hose I.D.		Hose O.D.		Working Pressure		Burst Pressure		Minimum Bend Radius		Weight		Parkrimp Fitting		Field Attachable Fitting	
	inch	mm	inch	mm	psi	MPa	psi	MPa	inch	mm	lbs/ft	kg/m	Series	Page	Series	Page
421-3	3/16	5	0.46	12	3000	20,7	12000	83	3-1/2	90	0.13	0,19			42	B-161
421-4	1/4	6,3	0.53	13	2750	19,0	11000	76	4	100	0.16	0,24	43	B-23	42	B-161
421-5	5/16	8	0.59	15	2500	17,2	10000	69	4-1/2	115	0.18	0,27	43	B-23	42	B-161
421-6	3/8	10	0.68	17	2250	15,5	9000	62	5	130	0.23	0,34	43	B-23	42	B-161
421-8	1/2	12,5	0.81	21	2000	13,8	8000	55	7	180	0.29	0,43	43	B-23	42	B-161
421-10	5/8	16	0.94	24	1500	10,3	6000	41	8	200	0.33	0,49	43	B-23	42	B-161
421-12	3/4	19	1.09	28	1250	8,6	5000	35	9-1/2	240	0.42	0,63	43	B-23	42	B-161
421-16	1	25	1.41	36	1000	6,9	4000	28	12	300	0.63	0,94	43	B-23	42	B-161
421-20	1-1/4	31,5	1.79	45	625	4,3	2500	17	16-1/2	420	0.8	1,19	43	B-23		
421-24	1-1/2	38	2	51	500	3,5	2000	14	20	500	1	1,49	43	B-23		
421-32	2	51	2.54	64	375	2,6	1500	10	25	630	1.5	2,24	43	B-23		

Construction: Inner tube of oil resistant Nitrile or Neoprene synthetic rubber, a single braid of high tensile steel wire reinforcement and an oil and weather resistant, black, Neoprene or PKF[®] synthetic rubber, MSHA accepted, cover.

Application and Temperature Range: Petroleum based hydraulic fluids and lubricating oils within a temperature range of -40°F to +257°F (-40°C to +125°C);

For temperature range of other media, see pages G-18 and G-19. For air or gas applications above 250 psi (1,7 MPa), the cover should be pin-pricked.

Fittings: Parkrimp 43 Series and Field-Attachable 42 Series. See Section C for Parkrimp or Section B for Field-Attachable fitting assembly instructions.

Note: Hose cover does not have to be removed to attach Parker No-Skive fittings.

482TC/ST

Hydraulic Hose - No Skive SAE 100R1 EN 853 Type 1SN ISO 1436 Abrasion Resistant "Tough Cover" and "Super Tough" Cover



# Part Number	Hose I.D.		Hose O.D.		Working Pressure		Burst Pressure		Minimum Bend Radius		Weight		Parkrimp Fitting		Field Attachable Fitting	
	inch	mm	inch	mm	psi	MPa	psi	MPa	inch	mm	lbs/ft	kg/m	Series	Page	Series	Page
482TC-4	1/4	6,3	0.53	13	3250	22,7	13000	90,8	2	50	0.16	0,24	43	B-23	42	B-161
482TC-5	5/16	8	0.59	15	3250	22,7	13000	90,8	2-1/4	55	0.18	0,27	43	B-23	42	B-161
482TC-6	3/8	10	0.69	17	3000	21,0	12000	84,0	2-1/2	65	0.23	0,34	43	B-23	42	B-161
482TC-8	1/2	12,5	0.82	21	2500	17,5	10000	70,0	3-1/2	90	0.29	0,43	43	B-23	42	B-161
482TC-10	5/8	16	0.94	24	2000	14,0	8000	56,0	4	100	0.33	0,49	43	B-23	42	B-161
482TC-12	3/4	19	1.09	28	1750	12,2	7000	48,8	4-3/4	120	0.42	0,63	43	B-23	42	B-161
482TC-16	1	25	1.41	36	1275	8,8	5100	35,0	6	150	0.63	0,94	43	B-23	42	B-161
482ST-4	1/4	6,3	0.53	14	3250	22,7	13000	90,8	2	50	0.16	0,24	43	B-23	42	B-161
482ST-6	3/8	10	0.69	17	3000	21,0	12000	84,0	2-1/2	65	0.23	0,34	43	B-23	42	B-161
482ST-8	1/2	12,5	0.82	21	2500	17,5	10000	70,0	3-1/2	90	0.29	0,43	43	B-23	42	B-161
482ST-10	5/8	16	0.94	24	2000	14,0	8000	56,0	4	100	0.33	0,49	43	B-23	42	B-161
482ST-12	3/4	19	1.09	28	1750	12,2	7000	48,8	4-3/4	120	0.42	0,63	43	B-23	42	B-161
482ST-16	1	25	1.41	36	1275	8,8	5100	35,0	6	150	0.63	0,94	43	B-23	42	B-161

482TC "Tough Cover" Construction: Inner tube of oil resistant 100% Nitrile polymer with a minimum of 27 ACN value, a single braid of high tensile steel wire reinforcement and an oil, weather and abrasion resistant, black, synthetic rubber cover.

482ST "Super Tough" Cover Construction: Inner tube of oil resistant 100% Nitrile polymer with a minimum of 27 ACN value, a single braid of high tensile steel wire reinforcement and an oil and weather resistant, black, abrasion resistant synthetic rubber and UHMWPE cover.

Application and Temperature Range: Petroleum base hydraulic fluids and lubricating oils within a temperature range of -40°F to +212°F (-40°C to +100°C); **For temperature range of other media, see pages G-18 and G-19.**

Fittings: Parkrimp 43 Series and Field-Attachable 42 Series. See Section C for Parkrimp or Section B for Field-Attachable fitting assembly instructions.

Note: Hose cover does not have to be removed to attach Parker No-Skive fittings.



BXX

Hydraulic Hose - No Skive
SAE 100R2 Type AT



# Part Number	Hose I.D.		Hose O.D.		Working Pressure		Burst Pressure		Minimum Bend Radius		Weight		Crimp Fitting		Field Attachable Fitting	
	inch	mm	inch	mm	psi	MPa	psi	MPa	inch	mm	lbs/ft	kg/m	Series	Page	Series	Page
BXX04	1/4	6,3	0.59	15	5000	35	20000	140	4	100	0.27	0.40	HY	B-101		
BXX06	3/8	10	0.74	19	4000	28	16000	112	5	125	0.38	0.57	HY	B-101		
BXX08	1/2	12,5	0.87	22	3500	24,5	14000	98	7	180	0.46	0.69	HY	B-101		
BXX10	5/8	16	1.00	25	2750	19,2	11000	77	8	200	0.55	0.82	HY	B-101		
BXX12	3/4	19	1.15	29	2250	15,7	9000	63	9-1/2	240	0.65	0.97	HY	B-101		
BXX16	1	25	1.49	38	2000	14	8000	56	12	305	0.98	1.46	HY	B-101		

Construction: Neoprene or synthetic rubber tube; two braids of high tensile steel wire reinforcement; and an oil and weather resistant MSHA accepted Neoprene or *PKR*[®] synthetic rubber cover.

Application and Temperature Range: Hydraulic fluids and lubricating oils within a temperature range of -40°F to +212°F (-40°C to +100°C);
For temperature range of other media, see pages G-18 and G-19.

Fittings: Permanent HY Series Fittings. See Section C for Permanent crimp fitting assembly instructions.

Note: Hose cover does not have to be removed to attach Parker No-Skive fittings.

301

Hydraulic Hose - No Skive
SAE 100R2 Type AT



# Part Number	Hose I.D.		Hose O.D.		Working Pressure		Burst Pressure		Minimum Bend Radius		Weight		Parkrimp Fitting		Field Attachable Fitting	
	inch	mm	inch	mm	psi	MPa	psi	MPa	inch	mm	lbs/ft	kg/m	Series	Page	Series	Page
301-4	1/4	6,3	0.59	15	5000	34,5	20000	138	4	100	0.26	0,39	43	B-23	30	B-147
301-6	3/8	10	0.75	19	4000	27,5	16000	110	5	130	0.37	0,55	43	B-23	30	B-147
301-8	1/2	12,5	0.88	22	3500	24	14000	96	7	180	0.45	0,67	43	B-23	30	B-147
301-10	5/8	16	1.00	25	2750	19	11000	76	8	200	0.52	0,77	43	B-23	30	B-147
301-12	3/4	19	1.16	29	2250	15,5	9000	62	9-1/2	240	0.67	1,00	43	B-23	30	B-147
301-16	1	25	1.50	38	2000	13,8	8000	55	12	300	1.00	1,49	43	B-23	30	B-147
301-20	1-1/4	31,5	1.86	47	1625	11,2	6500	45	16-1/2	420	1.16	1,73	43	B-23	30	B-147
301-24	1-1/2	38	2.14	54	1250	8,6	5000	35	20	500	1.44	2,14	43	B-23	30	B-147
301-32	2	51	2.64	67	1125	7,8	4500	31	25	630	1.99	2,96	43	B-23	30	B-147

Construction: Inner tube of oil resistant Nitrile or Neoprene synthetic rubber, two braids of high tensile steel wire reinforcement and an oil and weather resistant, black, Neoprene or *PKR*[®] synthetic rubber, MSHA accepted, cover.

Application and Temperature Range: Petroleum base hydraulic fluids and lubricating oils within a temperature range of -40°F to +257°F (-40°C to +125°C);

For temperature range of other media, see pages G-18 and G-19. For air above 250 psi (1,7 MPa), the cover should be pin-pricked.

Fittings: Parkrimp 43 Series and Field-Attachable 30 Series. See Section C for Parkrimp or Section B for Field-Attachable fitting assembly instructions.

Note: Hose cover does not have to be removed to attach Parker No-Skive fittings.

Braided Hydraulic Hose
 A
 Fittings
 B
 Parkrimp Crimping Equipment
 C
 Hose Assembly Equipment
 D
 Adapters
 E
 Accessories
 F
 Appendices
 G

431 **Compact**[®]

Hydraulic Hose - No Skive SAE 100R16



# Part Number	Hose I.D.		Hose O.D.		Working Pressure		Burst Pressure		Minimum Bend Radius		Weight		Parkrimp Fitting		Field Attachable Fitting	
	inch	mm	inch	mm	psi	MPa	psi	MPa	inch	mm	lbs/ft	kg/m	Series	Page	Series	Page
431-4	1/4	6,3	0.53	13	5000	34,5	20000	138	2	50	0.18	0,27	43	B-23		
431-5	5/16	8	0.59	15	4250	29,3	17000	117	2-1/4	55	0.24	0,36	43	B-23	42	B-161
431-6	3/8	10	0.68	17	4000	27,5	16000	110	2-1/2	65	0.28	0,42	43	B-23	42	B-161
431-8	1/2	12,5	0.81	21	3500	24	14000	96	3-1/2	90	0.34	0,51	43	B-23	42	B-161
431-10	5/8	16	0.94	24	2750	19	11000	76	4	100	0.44	0,66	43	B-23	42	B-161
431-12	3/4	19	1.09	28	2250	15,5	9000	62	4-3/4	120	0.54	0,80	43	B-23	42	B-161
431-16	1	25	1.41	36	2000	13,8	8000	55	6	150	0.82	1,22	43	B-23	42	B-161

Construction: Inner tube of oil resistant Nitrile synthetic rubber, two braids of high tensile steel wire and an oil and weather resistant, black, Neoprene or PKR[®] synthetic rubber, MSHA accepted, cover.

Application and Temperature Range: Petroleum based hydraulic fluids and lubricating oils within a temperature range of -40°F to +257°F (-40°C to 125°C);

For temperature range of other media, see pages G-18 and G-19. For air above 250 psi, (1,7 MPa) the hose cover should be pin-pricked.

Fittings: Parkrimp 43 Series and 42 Series Field-Attachable. **THE SILVER DIE RING MUST BE USED WHEN CRIMPING 43 SERIES PARKRIMP FITTINGS ONTO 431 HOSE.** See Section C for Parkrimp or Section B for Field-Attachable fitting assembly instructions.

Note: Hose cover does not have to be removed to attach Parker No-Skive fittings.

436 **Compact**[®]

Hydraulic Hose - No Skive - SAE 100R16



# Part Number	Hose I.D.		Hose O.D.		Working Pressure		Burst Pressure		Minimum Bend Radius		Weight		Parkrimp Fitting		Field Attachable Fitting	
	inch	mm	inch	mm	psi	MPa	psi	MPa	inch	mm	lbs/ft	kg/m	Series	Page	Series	Page
436-6	3/8	10	0.68	17	4000	27,5	16000	110	2-1/2	65	0.28	0,42	43	B-23	42	B-161
436-8	1/2	12,5	0.81	21	3500	24	14000	96	3-1/2	90	0.34	0,51	43	B-23	42	B-161
436-10	5/8	16	0.94	24	2750	19	11000	76	4	100	0.44	0,66	43	B-23	42	B-161
436-12	3/4	19	1.09	28	2250	15,5	9000	62	4-3/4	120	0.54	0,80	43	B-23	42	B-161
436-16	1	25	1.41	36	2000	13,8	8000	55	6	150	0.82	1,22	43	B-23	42	B-161

Construction: Inner tube of oil resistant CPE or PKR[®] synthetic rubber, two braids of high tensile steel wire, and an oil and weather resistant, blue, Neoprene or PKR[®] synthetic rubber, MSHA accepted, cover.

Application and Temperature Range: Petroleum based hydraulic fluids and lubricating oils within a temperature range of -55°F to +302°F (-48°C to +150°C);

For temperature range of other media, see pages G-18 and G-19. For air above 250 psi, (1,7 MPa) the hose cover should be pin-pricked.

Fittings: Parkrimp 43 Series and Field-Attachable 42 Series. **THE SILVER DIE RING MUST BE USED WHEN CRIMPING 43 SERIES PARKRIMP FITTINGS ONTO 436 HOSE.** See Section C for Parkrimp or Section B for Field-Attachable fitting assembly instructions.

Note: Hose cover does not have to be removed to attach Parker No-Skive fittings.

Braided Hydraulic Hose
A

Fittings
B

Parkrimp Crimping Equipment
C

Hose Assembly Equipment
D

Adapters
E

Accessories
F

Appendices
G

381

Hydraulic Hose - No Skive - SAE 100R2
Type AT - ISO 1436 Type 2AT - EN 853 Type 2SN



# Part Number	Hose I.D.		Hose O.D.		Working Pressure		Burst Pressure		Minimum Bend Radius		Weight		Parkrimp Fitting		Field Attachable Fitting	
	inch	mm	inch	mm	psi	MPa	psi	MPa	inch	mm	lbs/ft	kg/m	Series	Page	Series	Page
381-4	1/4	6,3	0.59	15	5800	40	23200	160	4	100	0.26	0,39	43	B-23	30	B-147
381-5	5/16	8	0.65	17	5250	36	21000	144	4-1/2	115	0.28	0,42	43	B-23		
381-6	3/8	10	0.75	19	5000	34,5	20000	138	5	130	0.37	0,55	43	B-23	30	B-147
381-8	1/2	12,5	0.88	22	4250	29,5	17000	118	7	180	0.45	0,67	43	B-23	30	B-147
381-10	5/8	16	1.00	25	3625	25	14500	100	8	200	0.52	0,77	43	B-23	30	B-147
381-12	3/4	19	1.16	29	3125	21,5	12500	86	9-1/2	240	0.67	1,00	43	B-23	30	B-147
381-16	1	25	1.50	38	2500	17,5	10000	70	12	300	1.00	1,49	43	B-23	30	B-147
381-20	1-1/4	31,5	1.86	47	2250	15,5	9000	62	16-1/2	420	1.44	2,16	43	B-23	30	B-147
381-24	1-1/2	38	2.14	54	1800	12,5	7200	50	20	500	1.82	2,72	43	B-23	30	B-147
381-32	2	51	2.64	67	1300	9	5200	36	25	630	2.23	3,35	43	B-23	30	B-147

Construction: Hose consists of inner tube of oil resistant high Nitrile polymer with a min. of 27 ACN value; two braids of special high tensile steel wire reinforcement; MSHA accepted synthetic rubber cover.

Application and Temperature Range: Petroleum base hydraulic fluids and lubricating oils within a temperature range of -40°F to +212°F (-40°C to +100°C); Polyol ester based hydraulic fluids within a temperature up to +150°F (+65°C);

For temperature range of other media, see pages G-18 and G-19. For air pressure above 250 psi (1,7 MPa) the cover should be pin-pricked.

Fittings: Parkrimp 43 series and Field-Attachable 30 series fittings (See catalog section C for Parkrimp assembly instructions or section B for Field-Attachable assembly instructions.)

Note: Hose cover does not have to be removed to attach Parker No-Skive fittings.

471TC/ST

Hydraulic Hose - No Skive - EN 857 Type 2SC, ISO 11237-1
Abrasion Resistant "Tough Cover" and
"Super Tough" Cover



# Part Number	Hose I.D.		Hose O.D.		Working Pressure		Burst Pressure		Minimum Bend Radius		Weight		Parkrimp Fitting		Field Attachable Fitting	
	inch	mm	inch	mm	psi	MPa	psi	MPa	inch	mm	lbs/ft	kg/m	Series	Page	Series	Page
471TC-4	1/4	6,3	0.51	13	5800	40,0	23200	160,0	2	50	0.20	0,30	43	B-23		
471TC-6	3/8	10	0.68	17	5000	35,0	20000	140,0	2-1/2	65	0.28	0,42	43	B-23		
471TC-8	1/2	12,5	0.80	20	4250	29,7	17000	119,0	3-1/2	90	0.35	0,52	43	B-23		
471TC-10	5/8	16	0.94	24	3625	25,0	14500	100,0	4	100	0.44	0,66	43	B-23		
471TC-12	3/4	19	1.09	28	3125	21,5	12500	86,0	4-3/4	120	0.58	0,86	43	B-23		
471TC-16	1	25	1.40	35	2500	17,5	10000	70,0	6	150	0.79	1,17	43	B-23		
471ST-4	1/4	6,3	0.51	13	5800	40,0	23200	160,0	2	50	0.20	0,30	43	B-23		
471ST-6	3/8	10	0.67	17	5000	35,0	20000	140,0	2-1/2	65	0.28	0,42	43	B-23		
471ST-8	1/2	12,5	0.80	20	4250	29,7	17000	119,0	3-1/2	90	0.35	0,52	43	B-23		
471ST-10	5/8	16	0.94	24	3625	25	14500	100	4	100	0.44	0,66	43	B-23		
471ST-12	3/4	19	1.10	28	3125	21,5	12500	86	4-3/4	120	0.58	0,86	43	B-23		
471ST-16	1	25	1.38	35	2500	17,5	10000	70	6	150	0.79	1,17	43	B-23		

471TC "Tough Cover" Construction: Inner tube of oil resistant Nitrile-based synthetic rubber, two braids of high tensile steel wire reinforcement, and an oil, weather and abrasion resistant, black, synthetic rubber, MSHA accepted cover.

471ST "Super Tough" Cover Construction: Inner tube of oil resistant Nitrile-based synthetic rubber, two braids of high tensile steel wire reinforcement, and an oil and weather resistant, black, synthetic rubber and UHMWPE abrasion resistant cover.

Application and Temperature Range: Petroleum base hydraulic fluids and lubricating oils within a temperature range -40°F to +212°F (-40°C to +100°C); **For temperature range of other media, see pages G-18 and G-19.**

Fittings: Parkrimp 43 Series. **THE SILVER DIE RING MUST BE USED WHEN CRIMPING 43 SERIES PARKRIMP FITTINGS ONTO 471 HOSE.**

See Section C for Parkrimp assembly instructions.

Note: Hose cover does not have to be removed to attach Parker No-Skive fittings.



A Braided Hydraulic Hose

B Fittings

C Parkrimp Crimping Equipment

D Hose Assembly Equipment

E Adapters

F Accessories

G Appendices

472TC

Hydraulic Hose - No Skive - ISO 11237-1
Abrasion Resistant "Tough Cover"
Exceeds SAE 100R16 EN Type Hose



# Part Number	Hose I.D.		Hose O.D.		Working Pressure		Burst Pressure		Minimum Bend Radius		Weight		Parkrimp Fitting		Field Attachable Fitting	
	inch	mm	inch	mm	psi	MPa	psi	MPa	inch	mm	lbs/ft	kg/m	Series	Page	Series	Page
472TC-20	1 1/4	31,5	1.79	45	2250	15,7	9000	63,0	8-1/4	210	1.34	2,01	43	B-23		
472TC-24	1 1/2	38	2.01	51	1800	12,5	7200	50,0	10	250	1.44	2,16	43	B-23		
472TC-32	2	51	2.54	65	1300	9,0	5200	36,0	12-1/2	315	1.93	2,90	43	B-23		

Construction: Inner tube of oil resistant 100% Nitrile polymer with a minimum of 27 ACN value, two braids of high tensile steel wire reinforcement, and an oil, weather and abrasion resistant, black, synthetic rubber, MSHA accepted cover.

Application and Temperature Range: petroleum base hydraulic fluids and lubricating oils within a temperature range of -40°F to 212°F (-40°C to +100°C); Polyol ester fluids up to +150°F (+65°C);

For temperature range of other media, see pages G-18 and G-19.

Fittings: Parkrimp 43 Series. **THE SILVER DIE RING MUST BE USED WHEN CRIMPING 43 SERIES PARKRIMP FITTINGS ONTO 472TC HOSE.** See Section C for Parkrimp assembly instructions.

Note: Hose cover does not have to be removed to attach Parker No-Skive fittings.

451TC/ST

Hydraulic Hose - No Skive - SAE 100R17
Abrasion Resistant "Tough Cover" and
"Super Tough" Cover



# Part Number	Hose I.D.		Hose O.D.		Working Pressure		Burst Pressure		Minimum Bend Radius		Weight		Parkrimp Fitting		Field Attachable Fitting	
	inch	mm	inch	mm	psi	MPa	psi	MPa	inch	mm	lbs/ft	kg/m	Series	Page	Series	Page
451TC-4	1/4	6,3	0.52	13	3000	21,0	12000	84,0	2	50	0.16	0,24	43	B-23		
451TC-6	3/8	10	0.68	17	3000	21,0	12000	84,0	2-1/2	65	0.23	0,34	43	B-23		
451TC-8	1/2	12,5	0.80	20	3000	21,0	12000	84,0	3-1/2	90	0.35	0,52	43	B-23		
451TC-10	5/8	16	0.94	24	3000	21,0	12000	84,0	4	100	0.44	0,66	43	B-23		
451TC-12	3/4	19	1.10	28	3000	21,0	12000	84,0	4-3/4	120	0.58	0,86	43	B-23		
451TC-16	1	25	1.40	35	3000	21,0	12000	84,0	6	150	0.79	1,17	43	B-23		
451TC-20	1-1/4	31,5	1.85	47	3000	21,0	12000	84,0	8-1/4	210	1.50	2,23	43	B-23		
451ST-4	1/4	6,3	0.52	13	3000	21,0	12000	84,0	2	50	0.16	0,24	43	B-23		
451ST-6	3/8	10	0.68	17	3000	21,0	12000	84,0	2-1/2	65	0.23	0,34	43	B-23		
451ST-8	1/2	12,5	0.80	20	3000	21,0	12000	84,0	3-1/2	90	0.35	0,52	43	B-23		
451ST-10	5/8	16	0.94	24	3000	21,0	12000	84,0	4	100	0.44	0,66	43	B-23		
451ST-12	3/4	19	1.10	28	3000	21,0	12000	84,0	4-3/4	120	0.58	0,86	43	B-23		
451ST-16	1	25	1.40	35	3000	21,0	12000	84,0	6	150	0.79	1,17	43	B-23		
451ST-20	1-1/4	31,5	1.85	47	3000	21,0	12000	84,0	8-1/4	210	1.50	2,23	43	B-23		

451TC "Tough Cover" Construction: Inner tube of oil resistant Nitrile based synthetic rubber, a high tensile steel wire reinforcement according to hose design (one or two braids for sizes -4 through -16, and 4 spiral plies for size -20), and an oil, weather and abrasion resistant, black, synthetic rubber, MSHA accepted cover.

451ST "Super Tough" Cover Construction: Inner tube of oil resistant Nitrile based synthetic rubber, a high tensile steel wire reinforcement according to hose design (one or two braids for sizes -4 through -16, and 4 spiral plies for size -20), and an oil and weather resistant, black, synthetic rubber and abrasion resistant UHMWPE cover.

Application and Temperature Range: 3000 psi (21 MPa) hose for applications where greater protection against abrasion is required. Most petroleum-base hydraulic fluids and lubricating oils within a temperature range of -40°F to +212°F (-40°C to +100°C);

For temperature range of other media, see pages G-18 and G-19. For air above 250 psi (1,7 MPa), the cover should be pin-pricked.

Fittings: Parkrimp 43 Series. **THE SILVER DIE RING MUST BE USED WHEN CRIMPING 43 SERIES PARKRIMP FITTINGS ONTO 451TC/ST HOSE.** See Section C for Parkrimp assembly instructions.

Note: Hose cover does not have to be removed to attach Parker No-Skive fittings.

Note: 451TC-20 and 451ST-20 with 43 Series fittings cannot be crimped with Karrykrimp, Minikrimp or Parkrimp 1.

351TC/ST

Hydraulic Hose - Abrasion Resistant "Tough Cover" and "Super Tough" Cover
4000p.s.i (28,0 MPa) Constant Working Pressure



# Part Number	Hose I.D.		Hose O.D.		Working Pressure		Burst Pressure		Minimum Bend Radius		Weight		Parkrimp Fitting		Field Attachable Fitting	
	inch	mm	inch	mm	psi	Mpa	psi	Mpa	inch	mm	lbs/ft	kg/m	Series	Page	Series	Page
351TC-4	1/4	6,3	0.51	13	4000	28	16000	112	2	50	0.20	0,30	43	B-23		
351TC-6	3/8	10	0.67	17	4000	28	16000	112	2-1/2	65	0.28	0,42	43	B-23		
351TC-8	1/2	12,5	0.80	20	4000	28	16000	112	3-1/2	90	0.35	0,52	43	B-23		
351TC-10	5/8	16	0.93	24	4000	28	16000	112	4	100	0.44	0,66	43	B-23		
351TC-12	3/4	19	1.09	28	4000	28	16000	112	4-3/4	120	0.58	0,86	43	B-23		
351ST-4	1/4	6,3	0.52	13	4000	28,0	16000	112	2	50	0.20	0,30	43	B-23		
351ST-6	3/8	10	0.67	17	4000	28,0	16000	112	2-1/2	65	0.28	0,42	43	B-23		
351ST-8	1/2	12,5	0.80	20	4000	28,0	16000	112	3-1/2	90	0.35	0,52	43	B-23		
351ST-10	5/8	16	0.93	24	4000	28,0	16000	112	4	100	0.44	0,66	43	B-23		
351ST-12	3/4	19	1.09	28	4000	28,0	16000	112	4-3/4	120	0.58	0,86	43	B-23		

351TC "Tough Cover" Construction: Inner tube of oil resistant Nitrile-based synthetic rubber, two braids of high tensile steel wire reinforcement and an oil, weather and abrasion resistant, black, synthetic rubber, MSHA accepted cover.

351ST "Super Tough" Cover Construction: Inner tube of oil resistant Nitrile-based synthetic rubber, two braids of high tensile steel wire reinforcement and an oil and weather resistant, black synthetic rubber and abrasion resistant UHMWPE cover.

Application and Temperature Range: Petroleum base hydraulic fluids and lubricating oils within a temperature range -40°F to +212°F (-40°C to +100°C);

For temperature range of other media, see pages G-18 and G-19.

Fittings: Parkrimp 43 Series Fittings. See catalog section C for assembly instructions.

Note: Hose cover does not have to be removed to attach Parker No-Skive fittings.

Braided Hydraulic Hose

A

Fittings

B

Parkrimp Crimping Equipment

C

Hose Assembly Equipment

D

Adapters

E

Accessories

F

Appendices

G

341

Hydraulic Hose - No Skive SAE 100R9 Type AT



# Part Number	Hose I.D.		Hose O.D.		Working Pressure		Burst Pressure		Minimum Bend Radius		Weight		Parkrimp Fitting		Field Attachable Fitting	
	inch	mm	inch	mm	psi	MPa	psi	MPa	inch	mm	lbs/ft	kg/m	Series	Page	Series	Page
341-6	3/8	10	0.78	20	4500	31,5	18000	126,0	5	130	0.50	0,74	43	B-23		
341-8	1/2	12,5	0.89	23	4000	28,0	16000	112,0	7	180	0.62	0,92	43	B-23		
341-12	3/4	19	1.17	30	3000	21,0	12000	84,0	9-1/2	240	0.92	1,37	43	B-23		
341-16	1	25	1.51	38	3000	21,0	12000	84,0	12	300	1.28	1,90	43	B-23		
341-20	1-1/4	31,5	1.87	47	2500	17,5	10000	70,0	16-1/2	420	1.79	2,66	43	B-23		

Construction: Inner tube of oil resistant Neoprene synthetic rubber, four spiral plies of high tensile steel wire reinforcement and an oil and weather resistant, black, synthetic rubber, MSHA accepted, cover.

Application and Temperature Range: Petroleum based hydraulic fluids and lubricating oils within a temperature range of -40°F to +212°F (-40°C to +100°C);

For temperature range of other media, see pages G-18 and G-19. For air above 250 psi (1,7 MPa) the cover should be pin-pricked.

Fittings: Parkrimp 43 Series. See Section C for Parkrimp fitting assembly instructions.

Note: Hose cover does not have to be removed to attach Parker No-Skive fittings.

721

Hydraulic Hose - No Skive SAE 100R12 - EN856 Type R12 ISO 3862-1 Type R12



# Part Number	Hose I.D.		Hose O.D.		Working Pressure		Burst Pressure		Minimum Bend Radius		Weight		Parkrimp Fitting		Field Attachable Fitting	
	inch	mm	inch	mm	psi	MPa	psi	MPa	inch	mm	lbs/ft	kg/m	Series	Page	Series	Page
721-6	3/8	10	0.80	20	4000	28,0	16000	112,0	2-1/2	62,5	0.40	0,60	71	B-59		
721-8	1/2	12,5	0.93	24	4000	28,0	16000	112,0	3-1/2	90	0.62	0,93	71	B-59		
721-10	5/8	16	1.08	27	4000	28,0	16000	112,0	4	100	0.74	1,10	71	B-59		
721-12	3/4	19	1.21	31	4000	28,0	16000	112,0	4-3/4	120	0.94	1,40	71	B-59		
721-16	1	25	1.50	38	4000	28,0	16000	112,0	6	150	1.34	1,99	71	B-59		
721-20	1-1/4	31,5	1.84	46	3000	21,0	12000	84,0	8-1/2	210	1.74	2,59	71	B-59		
721-24	1-1/2	38	2.07	53	2500	17,5	10000	70,0	10	250	2.01	2,99	71	B-59		
721-32	2	51	2.59	66	2500	17,5	10000	70,0	12-1/2	320	2.75	4,09	71	B-59		

Construction: Oil-resistant Neoprene synthetic rubber inner tube; Four-spiral high-tensile steel wire reinforcement; oil- and weather-resistant, black, synthetic rubber, MSHA-accepted cover.

Application and temperature range: Petroleum-based hydraulic fluids and lubricating oils within a temperature range of -40°F to +257°F (-40°C to +125°C); Water, water/oil emulsion and water/glycol hydraulic fluids up to +185°F (+85°C); Air up to +158°F (+70°C), for air above 250 psi (1,7 MPa), the cover should be pin-pricked.

Fittings: Parkrimp 71 Series and BW Series. See Section C for assembly instructions.

Spiral Hydraulic Hose
A

Fittings
B

Parkrimp Crimping Equipment
C

Hose Assembly Equipment
D

Adapters
E

Accessories
F

Appendices
G

721TC

Hydraulic Hose - No-Skive - SAE 100R12 - EN 856
Type R12 - ISO 3862-1 Type R12
Abrasion Resistant "Tough Cover"
(1/2 SAE 100R12 specified minimum bend radius)



# Part Number	Hose I.D.		Hose O.D.		Working Pressure		Burst Pressure		Minimum Bend Radius		Weight		Parkrimp Fitting		Field Attachable Fitting	
	inch	mm	inch	mm	psi	MPa	psi	MPa	inch	mm	lbs/ft	kg/m	Series	Page	Series	Page
721TC-6	3/8	10	0.80	20	4000	28,0	16000	112,0	2-1/2	62,5	0.40	0,60	71	B-59		
721TC-8	1/2	12,5	0.94	24	4000	28,0	16000	112,0	3-1/2	90	0.54	0,80	71	B-59		
721TC-10	5/8	16	1.08	27	4000	28,0	16000	112,0	4	100	0.74	1,10	71	B-59		
721TC-12	3/4	19	1.21	31	4000	28,0	16000	112,0	4-3/4	120	0.94	1,40	71	B-59		
721TC-16	1	25	1.50	38	4000	28,0	16000	112,0	6	150	1.34	1,99	71	B-59		
721TC-20	1-1/4	31,5	1.84	46	3000	21,0	12000	84,0	8-1/4	210	1.74	2,59	71	B-59		
721TC-24	1-1/2	38	2.07	53	2500	17,5	10000	70,0	10	250	2.01	2,99	71	B-59		
721TC-32	2	51	2.59	66	2500	17,5	10000	70,0	12-1/2	320	2.75	4,09	71	B-59		

Construction: Inner tube of oil resistant Neoprene synthetic rubber, 4 spiral plies of high tensile steel wire reinforcement and an oil, weather and abrasion resistant, black, synthetic rubber, MSHA accepted cover.
Application and Temperature Range: Petroleum based hydraulic fluids and lubricating oils within a temperature range of -40°F to +257°F (-40°C to +125°C);

For temperature range of other media, see pages G-18 and G-19. For air above 250 psi (1,7 MPa), the cover should be pin-pricked.

Fittings: Parkrimp fittings 71 Series. See Section C for assembly instructions.

Note: Hose cover does not have to be removed to attach Parker No-Skive fittings.

772TC/ST

Hydraulic Hose - No Skive - SAE 100R12
EN 856 Type R12 - ISO 3862-1 Type R12 - Abrasion
Resistant "Tough Cover" and "Super Tough" Cover



# Part Number	Hose I.D.		Hose O.D.		Working Pressure		Burst Pressure		Minimum Bend Radius		Weight		Parkrimp Fitting		Field Attachable Fitting	
	inch	mm	inch	mm	psi	MPa	psi	MPa	inch	mm	lbs/ft	kg/m	Series	Page	Series	Page
772TC-6	3/8	10	0.79	20	4000	28,0	16000	112,0	5	125	0.40	0,60	71	B-59		
772TC-8	1/2	12,5	0.93	24	4000	28,0	16000	112,0	7	180	0.62	0,93	71	B-59		
772TC-10	5/8	16	1.08	27	4000	28,0	16000	112,0	8	200	0.74	1,1	71	B-59		
772TC-12	3/4	19	1.20	31	4000	28,0	16000	112,0	9-1/2	240	0.94	1,40	71	B-59		
772TC-16	1	25	1.48	38	4000	28,0	16000	112,0	12	300	1.34	1,99	71	B-59		
772TC-20	1-1/4	31,5	1.84	46	3000	21,0	12000	84,0	16-1/2	420	1.74	2,59	71	B-59		
772TC-24	1-1/2	38	2.07	53	2500	17,5	10000	70,0	20	500	2.01	2,99	71	B-59		
772TC-32	2	51	2.59	66	2500	17,5	10000	70,0	25	630	2.75	4,09	71	B-59		
772ST-6	3/8	10	0.80	20	4000	28,0	16000	112,0	5	125	0.40	0,60	71	B-59		
772ST-8	1/2	12,5	0.94	24	4000	28,0	16000	112,0	7	180	0.62	0,93	71	B-59		
772ST-10	5/8	16	1.08	27	4000	28,0	16000	112,0	8	200	0.74	1,10	71	B-59		
772ST-12	3/4	19	1.21	31	4000	28,0	16000	112,0	9-1/2	240	0.94	1,40	71	B-59		
772ST-16	1	25	1.5	38	4000	28,0	16000	112,0	12	300	1.34	1,99	71	B-59		
772ST-20	1-1/4	31,5	1.84	46	3000	21,0	12000	84,0	16-1/2	420	1.74	2,59	71	B-59		
772ST-24	1-1/2	38	2.07	53	2500	17,5	10000	70,0	20	500	2.01	2,99	71	B-59		
772ST-32	2	51	2.59	66	2500	17,5	10000	70,0	25	630	2.75	4,09	71	B-59		

772TC "Tough Cover" Construction: Inner tube of oil resistant Nitrile synthetic rubber, 4 spiral plies of high tensile steel wire reinforcement and an oil, weather and abrasion resistant, black, synthetic rubber, MSHA accepted cover.

772ST "Super Tough" Cover Construction: Inner tube of oil resistant Nitrile synthetic rubber, 4 spiral plies of high tensile steel wire reinforcement and an oil and weather resistant, black, synthetic rubber and UHMWPE, abrasion resistant cover.

Applications and Temperature Range: Petroleum base hydraulic fluids and lubricating oils within a temperature range -40°F to +257°F (-40°C to +125°C);

For temperature range of other media, see pages G-18 and G-19.

Fittings: Parkrimp 71 Series. See Section C for assembly instructions.

Note: Hose cover does not have to be removed to attach Parker No-Skive fittings.

Spiral Hydraulic Hose

A

Fittings

B

Parkrimp Crimping Equipment

C

Hose Assembly Equipment

D

Adapters

E

Accessories

F

Appendices

G

CN

Hydraulic Hose - No Skive 4 Spiral Wire Reinforced - Rubber Covered



# Part Number	Hose I.D.		Hose O.D.		Working Pressure		Burst Pressure		Minimum Bend Radius		Weight		Parkrimp Fitting		Field Attachable Fitting	
	inch	mm	inch	mm	psi	MPa	psi	MPa	inch	mm	lbs/ft	kg/m	Series	Page	Series	Page
CN20	1-1/4	31,5	1.73	43,9	4,000	28,0	16,000	112,0	18	460	1.72	2,57	73	B-75		
CN24	1-1/2	38	2.04	51,9	3,000	21,0	12,000	84,0	22	560	2.21	3,30	73	B-75		
CN32	2	51	2.62	66,6	3,000	21,0	12,000	84,0	28	710	3.10	4,60	73	B-75		

Construction: Inner tube of oil resistant neoprene synthetic rubber, 4 spiral plies of high tensile steel wire reinforcement and an oil and weather resistant, black, synthetic rubber cover. The hose cover shall be MSHA accepted unless otherwise permitted in the purchase order.

Application and Temperature Range: Petroleum base hydraulic fluids and lubricating oils within a temperature range -40°F to +257°F (-40°C to +125°C); water, water/oil emulsion and water/glycol hydraulic fluids up to +185°F (+85°C); air up to +158°F (+70°C)

Fittings: Parkrimp 73 Series and Permanent BW Series. See Section C for assembly instructions. For Permanent BW Series Fittings assembly instructions, see Bul. 4480-B94-US.

Note: Hose cover does not have to be removed to attach Parker No-Skive fittings.

781

Hydraulic Hose - No Skive SAE 100R13 - EN856-Type R13 ISO 3862-1 Type R13



# Part Number	Hose I.D.		Hose O.D.		Working Pressure		Burst Pressure		Minimum Bend Radius		Weight		Parkrimp Fitting		Field Attachable Fitting	
	inch	mm	inch	mm	psi	MPa	psi	MPa	inch	mm	lbs/ft	kg/m	Series	Page	Series	Page
781-12	3/4	19	1.26	32	5000	35,0	20000	140,0	9-1/2	240	1.07	1,59	78	B-83		
781-16	1	25	1.52	39	5000	35,0	20000	140,0	12	300	1.48	2,20	78	B-83		
781-20	1-1/4	31,5	1.96	50	5000	35,0	20000	140,0	16-1/2	420	2.48	3,69	78	B-83		
781-24	1-1/2	38	2.26	57	5000	35,0	20000	140,0	20	500	3.22	4,79	78	B-83		

Construction: Oil-resistant Neoprene synthetic rubber inner tube; Four- or six- spiral high-tensile steel wire reinforcement; oil- and weather-resistant, black, synthetic rubber, MSHA-accepted cover.

Application and temperature range: Petroleum-based hydraulic fluids and lubricating oils within a temperature range of -40°F to +257°F (-40°C to +125°C); Water, water/oil emulsion and water/glycol hydraulic fluids up to +185°F (+85°C); Air up to +158°F (+70°C), for air above 250 psi (1,7 MPa), the cover should be pin-pricked.

Fittings: Parkrimp 78 Series. See Section C for assembly instructions.

Note: Hose cover does not have to be removed to attach Parker No-Skive fittings.

Note: See 78C hose on page B-14 for size -32 (2").

Spiral Hydraulic Hose
A

Fittings
B

Parkrimp Crimping Equipment
C

Hose Assembly Equipment
D

Adapters
E

Accessories
F

Appendices
G

78C

Hydraulic Hose - No Skive
SAE 100R13 - EN856-Type R13
ISO 3862-1 Type R13



# Part Number	Hose I.D.		Hose O.D.		Working Pressure		Burst Pressure		Minimum Bend Radius		Weight		Parkrimp Fitting		Field Attachable Fitting	
	inch	mm	inch	mm	psi	MPa	psi	MPa	inch	mm	lbs/ft	kg/m	Series	Page	Series	Page
78C-32	2	51	2.80	71	5000	35,0	20000	140,0	25	630	5.03	7,48	78	B-83		

Construction: Inner tube of oil resistant Nitrile or Neoprene synthetic rubber, 4 or 6 spiral plies of high tensile steel wire reinforcement and an oil and weather resistant, red, Neoprene or "PKR" synthetic rubber, MSHA accepted, cover.

Application and Temperature Range: Petroleum based hydraulic fluids and lubricating oils within a temperature range of -40F to +257F (-40C to +125C); Water, water/oil emulsion, and water/glycol hydraulic fluids up to +185F (+85C); Air within a temperature range of -40F to +158F (-40C to +70C). For air above 250 psi (1,7 MPa), the cover should be pin-pricked.

Fittings: Parkrimp 78 Series. See Section C for assembly instructions.

Note: Hose cover does not have to be removed to attach Parker No-Skive fittings.

782TC/ST

Hydraulic Hose - No Skive - SAE 100R13
EN 856 Type R13 - ISO 3863-1 Type R13
Abrasion Resistant "Tough Cover" and
"Super Tough" Cover



# Part Number	Hose I.D.		Hose O.D.		Working Pressure		Burst Pressure		Minimum Bend Radius		Weight		Parkrimp Fitting		Field Attachable Fitting	
	inch	mm	inch	mm	psi	MPa	psi	MPa	inch	mm	lbs/ft	kg/m	Series	Page	Series	Page
782TC-12	3/4	19	1.26	32	5000	35,0	20000	140,0	9-1/2	240	1.07	1,59	78	B-83		
782TC-16	1	25	1.52	39	5000	35,0	20000	140,0	12	300	1.48	2,20	78	B-83		
782TC-20	1-1/4	31,5	1.96	50	5000	35,0	20000	140,0	16-1/2	420	2.48	3,69	78	B-83		
782TC-24	1-1/2	38	2.26	57	5000	35,0	20000	140,0	20	500	3.22	4,79	78	B-83		
782ST-12	3/4	19	1.26	32	5000	35,0	20000	140,0	9-1/2	240	1.07	1,59	78	B-83		
782ST-16	1	25	1.52	39	5000	35,0	20000	140,0	12	300	1.48	2,20	78	B-83		
782ST-20	1-1/4	31,5	1.96	50	5000	35,0	20000	140,0	16-1/2	420	2.48	3,69	78	B-83		
782ST-24	1-1/2	38	2.26	57	5000	35,0	20000	140,0	20	500	3.22	4,79	78	B-83		

782TC "Tough Cover" Construction: Inner tube of oil resistant Nitrile synthetic rubber, 4 or 6 spiral plies of high tensile steel wire reinforcement and an oil, weather and abrasion resistant, black, synthetic rubber, MSHA accepted cover.

782ST "Super Tough" Cover Construction: Inner tube of oil resistant Nitrile synthetic rubber, 4 or 6 spiral plies of high tensile steel wire reinforcement and an oil and weather resistant, black, synthetic rubber and UHMWPE, abrasion resistant cover.

Application and Temperature Range: Petroleum base hydraulic fluids and lubricating oils within a temperature range -40°F to +257°F (-40°C to +125°C);

For temperature range of other media, see pages G-18 and G-19.

Fittings: Parkrimp 78 Series. See Section C for assembly instructions.

Note: Hose cover does not have to be removed to attach Parker No-Skive fittings.

Hydraulic Hose

A

Fittings

B

Parkrimp Crimping Equipment

C

Hose Assembly Equipment

D

Adapters

E

Accessories

F

Appendices

G

791TC **EXTREME**

Hydraulic Hose - No Skive
SAE 100R15 - ISO3862-1Type R15
Abrasion Resistant Tough Cover



# Part Number	Hose I.D.		Hose O.D.		Working Pressure		Burst Pressure		Minimum Bend Radius		Weight		Parkrimp Fitting		Field Attachable Fitting	
	inch	mm	inch	mm	psi	MPa	psi	MPa	inch	mm	lbs/ft	kg/m	Series	Page	Series	Page
791TC-12	3/4	19	1.26	32	6000	42,0	24000	168,0	8	200	1.07	1,59	79	B-93		
791TC-16	1	25	1.52	39	6000	42,0	24000	168,0	10	250	1.48	2,20	79	B-93		
791TC-20	1-1/4	31,5	1.97	50	6000	42,0	24000	168,0	10	250	2.48	3,69	79	B-93		
791TC-24*	1-1/2	38	2.28	58	6000	42,0	24000	168,0	12	305	3.22	4,79	79	B-93		

Construction: Inner tube of oil resistant synthetic rubber, 4 or 6 spiral plies of high tensile steel wire reinforcement and an oil, weather and abrasion resistant, black, synthetic rubber, MSHA accepted cover.

Application and Temperature Range: Petroleum base hydraulic fluids and lubricating oils within a temperature range -40C to +125C (-40F to +257F) water, water/oil emulsion and water/glycol hydraulic fluids up to +85C (+185F) air up to +70C (+158F).

Fittings: Compatible with Parkrimp 79 series fittings. See Section C for assembly instructions.

* 791TC-24 is factory crimp only

792TC/ST

Hydraulic Hose - No Skive- SAE 100R15
ISO 3862-1 Type R15 - Abrasion Resistant
"Tough Cover" and "Super Tough" Cover



# Part Number	Hose I.D.		Hose O.D.		Working Pressure		Burst Pressure		Minimum Bend Radius		Weight		Parkrimp Fitting		Field Attachable Fitting	
	inch	mm	inch	mm	psi	MPa	psi	MPa	inch	mm	lbs/ft	kg/m	Series	Page	Series	Page
792TC-12	3/4	19	1.26	32	6000	42,0	24000	168,0	10-1/2	265	1.07	1,59	79	B-93		
792TC-16	1	25	1.52	39	6000	42,0	24000	168,0	13	330	1.48	2,20	79	B-93		
792TC-20	1-1/4	31,5	1.97	50	6000	42,0	24000	168,0	17-1/2	445	2.48	3,69	79	B-93		
792ST-12	3/4	19	1.26	32	6000	42,0	24000	168,0	10-1/2	265	1.07	1,59	79	B-93		
792ST-16	1	25	1.52	39	6000	42,0	24000	168,0	13	330	1.48	2,20	79	B-93		
792ST-20	1-1/4	31,5	1.97	50	6000	42,0	24000	168,0	17-1/2	445	2.48	3,69	79	B-93		

792TC "Tough Cover" Construction: Inner tube of oil resistant Nitrile synthetic rubber, 4 or 6 spiral plies of high tensile steel wire reinforcement and an oil, weather and abrasion resistant, black, synthetic rubber, MSHA accepted cover.

792ST "Super Tough" Cover Construction: Inner tube of oil resistant Nitrile synthetic rubber, 4 or 6 spiral plies of high tensile steel wire reinforcement and an oil and weather resistant, black, synthetic rubber and UHMWPE abrasion resistant cover.

Application and Temperature Range: petroleum base hydraulic fluids and lubricating oils within a temperature range -40°F to +257°F (-40°C to +125°C);

For temperature range of other media, see pages G-18 and G-19.

Fittings: Parkrimp 79 Series. See Section C for assembly instructions.

Note: Hose cover does not have to be removed to attach Parker No-Skive fittings.

Hydraulic Hose
A
Fittings
B
Parkrimp Crimping Equipment
C
Hose Assembly Equipment
D
Adapters
E
Accessories
F
Appendices
G

701

Hydraulic Hose - No Skive - ISO 3862 Type 4SP
EN 856 Type 4SP (DIN 20 023-4SP)



# Part Number	Hose I.D.		Hose O.D.		Working Pressure		Burst Pressure		Minimum Bend Radius		Weight		Parkrimp Fitting		Field Attachable Fitting	
	inch	mm	inch	mm	psi	MPa	psi	MPa	inch	mm	lbs/ft	kg/m	Series	Page	Series	Page
701-6	3/8	10	0.84	21	6500	45,0	26000	180,0	7	180	0.52	0,78	70	B-53		
701-8	1/2	12,5	0.97	25	6000	41,5	24000	166,0	9	230	0.62	0,93	70	B-53		
701-10	5/8	16	1.11	28	5000	35,0	20000	140,0	10	250	0.77	1,15	70	B-53		

Construction: Inner tube of oil resistant Nitrile or Neoprene synthetic rubber, 4 spiral plies of high tensile steel wire reinforcement and an oil and weather resistant, black, synthetic rubber, MSHA accepted, cover.

Application and Temperature Range: Petroleum based hydraulic fluids and lubricating oils within a temperature range of -40°F to +212°F (-40°C to +100°C);

For temperature range of other media, see pages G-18 and G-19. For air above 250 psi (1,7 MPa), the cover should be pin-pricked.

Fittings : Parkrimp 70 Series. See Section C for assembly instructions.

Note: Hose cover does not have to be removed to attach Parker No-Skive fittings.

731

Hydraulic Hose - No Skive - ISO 3862-1 Type 4SH
EN 856 Type 4SH (DIN 20 023-4SH)



# Part Number	Hose I.D.		Hose O.D.		Working Pressure		Burst Pressure		Minimum Bend Radius		Weight		Parkrimp Fitting		Field Attachable Fitting	
	inch	mm	inch	mm	psi	MPa	psi	MPa	inch	mm	lbs/ft	kg/m	Series	Page	Series	Page
731-12	3/4	19	1.27	32	6000	42,0	24000	168,0	11	280	1.16	1,72	73	B-75		
731-16	1	25	1.52	39	5500	38,0	22000	152,0	13-1/2	340	1.44	2,14	73	B-75		
731-20	1-1/4	31,5	1.79	45	4700	32,5	18800	130,0	18	460	1.99	2,96	73	B-75		
731-24	1-1/2	38	2.10	53	4200	29,0	16800	116,0	22	560	2.15	3,20	73	B-75		
731-32	2	51	2.68	68	3600	25,0	14400	100,0	27	700	3.56	5,30	73	B-75		

Construction: Synthetic rubber tube, four spirals of high tensile steel reinforcement, oil and weather resistant black synthetic rubber cover.

Application and Temperature Range: Petroleum based hydraulic fluids and lubricating oils within a temperature range of -40°F to +212°F (-40°C to +100°C);

For temperature range of other media, see pages G-18 and G-19. For air above 250 psi (1,7 MPa), the cover should be pin-pricked.

Fittings: Parkrimp 73 Series. See Section C for assembly instructions.

Note: Hose cover does not have to be removed to attach Parker No-Skive fittings.

Hydraulic Hose

A

Fittings

B

Parkrimp Crimping Equipment

C

Hose Assembly Equipment

D

Adapters

E

Accessories

F

Appendices

G

604
Water Hose - No Skive



# Part Number	Hose I.D.		Hose O.D.		Working Pressure		Burst Pressure		Minimum Bend Radius		Weight		Parkrimp Fitting		Field Attachable Fitting	
	inch	mm	inch	mm	psi	MPa	psi	MPa	inch	mm	lbs/ft	kg/m	Series	Page	Series	Page
604-6	3/8	10	0.75	19	300	2,1	1200	8,3	4	100	0.22	0,33	43	B-23		
604-8	1/2	12,5	0.92	23	300	2,1	1200	8,3	5	130	0.28	0,42	43	B-23		
604-16	1	25	1.50	38	300	2,1	1200	8,3	8	200	0.61	0,91	43	B-23		

Construction: Inner tube of EPDM synthetic rubber, a double fiber braid reinforcement and a red, EPDM synthetic rubber cover.
Application and Temperature Range: Parker 604 hose was specifically developed for use as cooling water lines on injection molding equipment. Hot water up to +200°F (+93°C).
Fittings: Parkrimp 43 Series. See Section C for assembly instructions.
Note: THE BLACK DIE RING MUST BE USED WHEN CRIMPING PARKRIMP 43 SERIES FITTINGS ONTO 604 HOSE. USE PARKRIMP 43 SERIES FITTINGS ONLY.
Special Assembly Instructions for 604 Hose: Do not allow tube to contact any petroleum base fluids. Use liquid soap as hose lubricant.
Note: Hose cover does not have to be removed to attach Parker No-Skive fittings.

804
Air and Water Hose
For use with “Push-Lok” Fittings



# Part Number	Hose I.D.		Hose O.D.		Working Pressure		Burst Pressure		Minimum Bend Radius		Weight		UHg		Parkrimp Fitting		Field Attachable Fitting	
	inch	mm	inch	mm	psi	MPa	psi	MPa	inch	mm	lbs/ft	kg/m	Inches of Hg	kPa	Series	Page	Series	Page
	804-4	1/4	6,3	0.50	12,7	150	1,0	600	4,2	2-1/2	64	0.09	0,13	15	51			82
804-6	3/8	10	0.63	15,9	150	1,0	600	4,2	3	76	0.11	0,16	15	51			82	B-175
804-8	1/2	12,5	0.78	19,8	150	1,0	600	4,2	5	127	0.18	0,27	15	51			82	B-175
804-12	3/4	19	1.03	26,2	150	1,0	600	4,2	7	178	0.24	0,36	15	51			82	B-175

Construction: EPDM synthetic rubber tube; one textile braid or a two spiral textile reinforcement; black, EPDM synthetic rubber cover.
Application and Temperature Range: 804 Push-Lok Hose can also be used as a low pressure drain or return hose line with phosphate ester fluids up to +176°F (+80°C); Water and water/glycol hydraulic fluids up to +200°F (+93°C). Air up to +158°F (+70°C).
Fittings: Push-Lok 82 Series. See Section B for assembly instructions.
Special Assembly Instruction for 804 Hose: Do not allow tube to contact any petroleum base fluids. Use liquid soap as hose lubricant.
Note: Push-Lok hose is recommended for vacuum applications but not for cooling lines in air conditioners and heat pumps, nor for hydraulic applications where extreme pulsations are encountered. Push-Lok is not recommended for any fuel.

Hydraulic Hose
A
Fittings
B
Parkrimp Crimping Equipment
C
Hose Assembly Equipment
D
Adapters
E
Accessories
F
Appendices
G



424

Hydraulic Hose - No Skive
For Phosphate Ester Fluids



# Part Number	Hose I.D.		Hose O.D.		Working Pressure		Burst Pressure		Minimum Bend Radius		Weight		Parkrimp Fitting		Field Attachable Fitting	
	inch	mm	inch	mm	psi	MPa	psi	MPa	inch	mm	lbs/ft	kg/m	Series	Page	Series	Page
424-16	1	25	1.40	36	1000	6,9	4000	28	12	300	0.63	0,94	43	B-23		
424-20	1-1/4	31,5	1.73	44	625	4,3	2500	17	16-1/2	420	0.80	1,19	43	B-23		
424-24	1-1/2	38	2.00	51	500	3,5	2000	14	20	500	1.00	1,49	43	B-23		
424-32	2	51	2.50	64	375	2,6	1500	10	25	630	1.50	2,23	43	B-23		

Construction: Inner tube of phosphate ester resistant EPDM synthetic rubber, a single braid of high tensile steel wire reinforcement and a phosphate ester and weather resistant, green, EPDM synthetic rubber cover.

Application and Temperature Range: Phosphate ester base hydraulic fluids within a temperature range of -40°C to +80°C (-40°F to +176°F);

For temperature range of other media, see pages G-18 and G-19.

Fittings: Parkrimp 43 Series. See Section C for assembly instructions.

Note: Hose cover does not have to be removed to attach Parker No-Skive fittings.

Special Assembly Instructions for 424 Hose: Do not allow tube to contact any petroleum base fluids. Use liquid soap as hose lubricant.

304

Hydraulic Hose - No Skive
For Phosphate Ester Fluids



# Part Number	Hose I.D.		Hose O.D.		Working Pressure		Burst Pressure		Minimum Bend Radius		Weight		Parkrimp Fitting		Field Attachable Fitting	
	inch	mm	inch	mm	psi	MPa	psi	MPa	inch	mm	lbs/ft	kg/m	Series	Page	Series	Page
304-4	1/4	6,3	0.59	15	5000	34,5	20000	138	4	100	0.26	0,39	43	B-23		
304-6	3/8	10	0.75	19	4000	27,5	16000	110	5	130	0.37	0,55	43	B-23		
304-8	1/2	12,5	0.88	22	3500	24	14000	96	7	180	0.45	0,67	43	B-23		
304-12	3/4	19	1.16	29	2250	15,5	9000	62	9-1/2	240	0.67	1,00	43	B-23		
304-16	1	25	1.50	38	2000	13,8	8000	55	12	300	1.00	1,49	43	B-23		
304-20	1-1/4	31,5	1.86	47	1625	11,2	6500	45	16-1/2	420	1.16	1,73	43	B-23		
304-24	1-1/2	38	2.14	54	1250	8,6	5000	35	20	500	1.44	2,14	43	B-23		
304-32	2	51	2.64	67	1125	7,8	4500	31	25	630	1.99	2,96	43	B-23		

Construction: Inner tube of phosphate ester resistant EPDM synthetic rubber, two braids of high tensile steel wire reinforcement and a phosphate ester and weather resistant, green, EPDM synthetic rubber cover.

Application and Temperature Range: Phosphate ester base hydraulic fluids within a temperature range of -40°F to +176°F (-40°C to +80°C);

For temperature range of other media, see pages G-18 and G-19. For air above 250 psi (1,7 MPa) the hose cover should be pin-pricked.

Fittings: Parkrimp 43 Series. See Section C for assembly instructions.

Note: Hose cover does not have to be removed to attach Parker No-Skive fittings.

Special Assembly Instructions for 304 Hose: Do not allow tube to contact any petroleum base fluids. Use liquid soap as hose lubricant.

A Hydraulic Hose

B Fittings

C Parkrimp Crimping Equipment

D Hose Assembly Equipment

E Adapters

F Accessories

G Appendices



774

Hydraulic Hose - No Skive For Phosphate Ester Base Fluids



# Part Number	Hose I.D.		Hose O.D.		Working Pressure		Burst Pressure		Minimum Bend Radius		Weight		Parkrimp Fitting		Field Attachable Fitting	
	inch	mm	inch	mm	psi	MPa	psi	MPa	inch	mm	lbs/ft	kg/m	Series	Page	Series	Page
774-12	3/4	19	1.21	31	4000	28,0	16000	112,0	9-1/2	240	0.94	1,40	71	B-59		
774-16	1	25	1.50	38	4000	28,0	16000	112,0	12	300	1.34	1,99	71	B-59		
774-20	1-1/4	31,5	1.84	46	3000	21,0	12000	84,0	16-1/2	420	1.74	2,59	71	B-59		
774-24	1-1/2	38	2.07	53	2500	17,5	10000	70,0	20	500	2.01	2,99	71	B-59		
774-32	2	51	2.59	66	2500	17,5	10000	70,0	25	630	2.75	4,09	71	B-59		

Construction: Inner tube of phosphate ester resistant EPDM synthetic rubber, 4 spiral plies of high tensile steel wire reinforcement and a phosphate ester and weather resistant, green, EPDM synthetic rubber cover.

Applications and Temperature Range: Phosphate ester base hydraulic fluids within a temperature range -40°C to +80°C (-40°F to +176°F);

For temperature range of other media, see pages G-18 and G-19. For air above 250 psi (1,7 MPa), the cover should be pin-pricked.

Fittings: Parkrimp 71 Series. See Section C for assembly instructions.

Special Assembly Instructions for 774 Hose: Do not allow tube to contact any petroleum base fluids. Use liquid soap as hose lubricant.

Note: Hose cover does not have to be removed to attach Parker No-Skive fittings.

821FR

General Purpose Hose Fire Resistant Fiber Covered For use with "Push-Lok" Fittings



# Part Number	Hose I.D.		Hose O.D.		Working Pressure		Burst Pressure		Minimum Bend Radius		Weight		UHg		Parkrimp Fitting		Field Attachable Fitting	
	inch	mm	inch	mm	psi	MPa	psi	MPa	inch	mm	lbs/ft	kg/m	of Hg	kPa	Series	Page	Series	Page
821FR-4	1/4	6,3	0.50	12,7	350	2,4	1400	9,7	2-1/2	64	0.08	0,12	28	95			82	B-175
821FR-6	3/8	10	0.63	15,9	300	2,1	1200	8,3	3	76	0.11	0,16	28	95			82	B-175
821FR-8	1/2	12,5	0.78	19,8	300	2,1	1200	8,3	5	127	0.12	0,18	28	95			82	B-175
821FR-12	3/4	19	1.03	26,2	250	1,7	1000	6,9	7	178	0.22	0,33	28	95			82	B-175

Construction: Inner tube of oil resistant PKR® synthetic rubber, a single fiber braid reinforcement and an oil, weather and fire resistant special fiber outer cover. Furnished in either black, green, blue, brown, white or as ordered.

Application and Temperature Range: Petroleum based hydraulic fluids and lubricating oils, and antifreeze solutions within a temperature range of -40°F to +212°F (-40°C to +100°C); Water, water/oil emulsion, and water/glycol hydraulic fluids up to +185°F (+85°C); Air within a temperature range of up to +212°F (+100°C).

For temperature range of other media, see pages G-18 and G-19.

Fittings: Push-Lok 82 Series. See Section B for assembly instructions.

Note: Color code: White-WHT, Brown-BRN, Black-BLK, Green-GRN and Blue-BLU. Specify color when ordering. Example: For 821FR 3/8" I.D. blue hose, the part number is 821FR-6-BLU.

Note: Push-Lok hose is recommended for vacuum applications but not for cooling lines in air conditioners and heat pumps, nor for hydraulic applications where extreme pulsations are encountered. Push-Lok is not recommended for any fuel.

421WC

Hydraulic Hose - No Skive
SAE 100R1AT with a Protective Wire Cover



# Part Number	Hose I.D.		Hose O.D.		Working Pressure		Burst Pressure		Minimum Bend Radius		Weight		Parkrimp Fitting		Field Attachable Fitting	
	inch	mm	inch	mm	psi	MPa	psi	MPa	inch	mm	lbs/ft	kg/m	Series	Page	Series	Page
421WC-4	1/4	6,3	0.55	14	2750	19	11000	76	4	100	0.26	0,39	43	B-23		
421WC-6	3/8	10	0.71	18	2250	15,5	9000	62	5	130	0.36	0,54	43	B-23		
421WC-8	1/2	12,5	0.84	21	2000	13,8	8000	55	7	180	0.45	0,67	43	B-23		
421WC-12	3/4	19	1.12	28	1250	8,6	5000	35	9-1/2	240	0.64	0,95	43	B-23		
421WC-16	1	25	1.43	36	1000	6,9	4000	28	12	300	0.88	1,31	43	B-23		

Construction: Inner tube of oil resistant Nitrile or Neoprene synthetic rubber, a single braid of high tensile steel wire reinforcement, an oil and weather resistant, black, Neoprene or *PKR*[®] synthetic rubber cover and a protective over braid of galvanized steel wire.

Application and Temperature Range: Petroleum based hydraulic fluids and lubricating oils within a temperature range of -40°F to +257°F (-40°C to +125°C);

For temperature range of other media, see pages G-18 and G-19.

Fittings: Parkrimp 43 Series. See Section C for assembly instructions. **THE BLACK DIE RING MUST BE USED WHEN CRIMPING 43 SERIES PARKRIMP FITTINGS ON 421WC HOSE.**

Note: Protective overbraid does not have to be removed to attach Parker No-Skive fittings.

426

Hydraulic Hose - No Skive - SAE 100R1 Type AT
(For High Temperature Service)



# Part Number	Hose I.D.		Hose O.D.		Working Pressure		Burst Pressure		Minimum Bend Radius		Weight		Parkrimp Fitting		Field Attachable Fitting	
	inch	mm	inch	mm	psi	MPa	psi	MPa	inch	mm	lbs/ft	kg/m	Series	Page	Series	Page
426-4	1/4	6,3	0.53	13	2750	19,2	11000	77,0	4	100	0.16	0,24	43	B-23		
426-6	3/4	10	0.68	17	2250	15,7	9000	63,0	5	125	0.23	0,34	43	B-23		
426-8	1/2	12,5	0.81	21	2000	14,0	8000	56,0	7	180	0.29	0,43	43	B-23		
426-10	5/8	16	0.94	24	1500	10,5	6000	42,0	8	200	0.33	0,49	43	B-23		
426-12	3/4	19	1.09	28	1250	8,7	5000	35,0	9-1/2	240	0.44	0,65	43	B-23		
426-16	1	25	1.40	36	1000	7,0	4000	28,0	12	300	0.66	0,98	43	B-23		
426-20	1-1/4	31,5	1.79	45	625	4,3	2500	17,5	16-1/2	420	0.94	1,40	43	B-23		
426-24	1-1/2	38	2.00	51	500	3,5	2000	14,0	20	500	0.98	1,46	43	B-23		
426-32	2	51	2.54	64	375	2,6	1500	10,6	25	630	1.46	2,18	43	B-23		

Construction: Inner tube of oil resistant *PKR*[®] synthetic rubber, a single braid of high tensile steel wire reinforcement and an oil and weather resistant, blue, Hypalon or *PKR*[®] synthetic rubber cover.

Application and Temperature Range: Petroleum-based hydraulic fluids and lubricating oils within a temperature range of -50°F to +302°F (-46°C to +150°C);

For temperature range of other media, see pages G-18 and G-19.

Fittings: Parkrimp 43 Series. See Section C for assembly instructions.

Note: Hose cover does not have to be removed to attach Parker No-Skive fittings.

Hydraulic Hose

A

Fittings

B

Parkrimp Crimping Equipment

C

Hose Assembly Equipment

D

Adapters

E

Accessories

F

Appendices

G

301LT

Hydraulic Hose - No Skive - SAE 100R2
Type AT For Low Temperature Service



# Part Number	Hose I.D.		Hose O.D.		Working Pressure		Burst Pressure		Minimum Bend Radius		Weight		Parkrimp Fitting		Field Attachable Fitting	
	inch	mm	inch	mm	psi	MPa	psi	MPa	inch	mm	lbs/ft	kg/m	Series	Page	Series	Page
301LT-4	1/4	6,3	0.59	15	5000	35,0	20000	140	4	100	0.26	0,39	43	B-23		
301LT-6	3/8	10	0.75	19	4000	28,0	16000	112	5	130	0.37	0,55	43	B-23		
301LT-8	1/2	12,5	0.88	22	3500	24,5	14000	98	7	180	0.45	0,67	43	B-23		
301LT-12	3/4	19	1.16	29	2250	15,7	9000	63	9-1/2	240	0.67	1,00	43	B-23		
301LT-16	1	25	1.50	38	2000	14,0	8000	56	12	300	1.00	1,49	43	B-23		

Construction: Inner tube of oil resistant Nitrile or Neoprene synthetic rubber, two braids of high tensile steel wire reinforcement and an oil and weather resistant, black, Neoprene or PKR synthetic rubber cover.

Application and Temperature Range: Petroleum based hydraulic fluids and lubricating oils within a temperature range of -67°F to +212°F (-55°C to +100°C);

For temperature range of other media, see pages G-18 and G-19. For air above 250 psi (1,7 MPa), the hose cover should be pin-pricked.

Fittings: Parkrimp 43 Series Fittings. See Section C for Parkrimp assembly instructions.

Note: Hose cover does not have to be removed to attach Parker No-Skive fittings.

JK

10,000psi Maximum Working Pressure
SAE 100R2 Hydraulic Jack Hose



# Part Number	Hose I.D.		Hose O.D.		Working Pressure		Burst Pressure		Minimum Bend Radius		Weight		Parkrimp Fitting		Field Attachable Fitting	
	inch	mm	inch	mm	psi	MPa	psi	MPa	inch	mm	lbs/ft	kg/m	Series	Page	Series	Page
JK-4	1/4	6,3	0.59	15	10 500	72,4	21 000	145	4	100	0.26	0,39	43	B-23		
JK-6	3/8	10	0.75	22	10 000	70	20 000	140	5	125	0.37	0,55	43	B-23		

Construction: Inner tube of oil resistant 100% Nitrile polymer with a minimum of 27 ACN value, two braids of high tensile steel wire reinforcement and an oil, abrasion and weather resistant, black, synthetic, MSHA accepted rubber cover.

Applications and Temperature Range: Static, non-impulse, hydraulic jack applications consistent with the scope of ASME B30.1 JACKS, Safety Standard for Cableways, Cranes, Derricks, Hoists, Hooks, Jacks and Slings with petroleum based fluids within a temperature range of -40°F to +120°F (-40°C to +49°C).

Fittings: Parkrimp 43 Series part numbers 10143-4-4, 10143-4-6, 10143-6-4 and 10143-6-6 ONLY.

Note: THIS PRODUCT CAN ONLY BE ASSEMBLED BY CERTIFIED DISTRIBUTORS OR CUSTOMERS ACCORDING TO THE METHODS PRESCRIBED IN TECHNICAL BULLETIN 4480-T18-USA

Hydraulic Hose	A
Fittings	B
Parkrimp Crimping Equipment	C
Hose Assembly Equipment	D
Adapters	E
Accessories	F
Appendices	G

811 SAE 100R4

Hydraulic Suction and Return Line Hose (1/2 SAE 100R4 Specified Bend Radius)



#	Hose I.D.		Hose O.D.		Working Pressure				Burst Pressure				Minimum Bend Radius		Weight		Inches of Hg		Parkrimp Fitting		Field Attachable Fitting	
	inch	mm	inch	mm	81		HC		81		HC		inch	mm	lbs/ft	kg/m	of Hg	kPa	Parkrimp Fitting		w/ HC	
					psi	Mpa	psi	Mpa	psi	MPa	psi	MPa							Series	Page	Series	Page
811-12	3/4	19,0	1.18	30,0	300	2,1	100	0,7	1200	8,3	400	2,8	2-1/2	64	0.42	0,63	25	84	81	B-97	88	B-193
811-16	1	25,4	1.50	38,0	250	1,7	70	0,5	1000	7,0	280	1,9	3	76	0.65	0,96	25	84	81	B-97	88	B-193
811-20	1-1/4	31,8	1.77	45,0	200	1,4	50	0,3	800	5,5	200	1,4	4	102	0.82	1,22	25	84	81	B-97	88	B-193
811-24	1-1/2	38,1	2.05	52,0	150	1	50	0,3	600	4,1	200	1,4	5	127	1.04	1,55	25	84	81	B-97	88	B-193
811-32	2	50,8	2.50	63,6	100	0,7	50	0,3	400	2,8	200	1,4	6	152	1.26	1,87	25	84	81	B-97	88	B-193
811-40	2-1/2	63,5	3.00	76,2	62	0,4	62	0,4	250	1,7	250	1,7	7	178	1.64	2,45	25	84			88	B-193

Construction: Synthetic rubber tube; two or four layers of spiral textile reinforcement; a helical reinforcing wire spiraled throughout the textile reinforcement to prevent collapse under vacuum; synthetic rubber cover.

Application and Temperature Range: Petroleum based hydraulic fluids and lubricating oils within a temperature range of -40°F to +212°F (-40°C to +100°C); Water, water/glycol and water/oil emulsion hydraulic fluids up to +185°F (+85°C); Air up to +158°F (+70°F)

For temperature range of other media, see pages G-18 and G-19.

Fittings: Parkrimp 43, Permanent Crimp 81 and Field-Attachable 88 Series. See Section C for Crimp and Section B for Field-Attachable fitting assembly instructions.

Hose cover does not have to be removed to attach Parker No-Skive fittings.

Note: 811 hose has different working and burst pressures based on the type of fitting attached to complete the hose assembly.

811HT SAE 100R4

High Temperature Hydraulic Suction and Return Line Hose (1/2 SAE 100R4 Specified Bend Radius)



#	Hose I.D.		Hose O.D.		Working Pressure				Burst Pressure				Minimum Bend Radius		Weight		Inches of Hg		Parkrimp Fitting		Field Attachable Fitting	
	inch	mm	inch	mm	81		HC		81		HC		inch	mm	lbs/ft	kg/m	of Hg	kPa	Parkrimp Fitting		w/ HC	
					psi	Mpa	psi	Mpa	psi	MPa	psi	MPa							Series	Page	Series	Page
811HT-12	3/4	19,0	1.18	30,0	300	2,1	100	0,7	1200	8,3	400	2,8	2-1/2	64	0.42	0,63	25	84	81	B-97	88	B-193
811HT-16	1	25,4	1.50	38,0	250	1,7	70	0,5	1000	7,0	280	1,9	3	76	0.65	0,96	25	84	81	B-97	88	B-193
811HT-20	1-1/4	31,8	1.77	45,0	200	1,4	50	0,3	800	5,5	200	1,4	4	102	0.82	1,22	25	84	81	B-97	88	B-193
811HT-24	1-1/2	38,1	2.05	52,0	150	1	50	0,3	600	4,1	200	1,4	5	127	1.04	1,55	25	84	81	B-97	88	B-193
811HT-32	2	50,8	2.50	63,6	100	0,7	50	0,3	400	2,8	200	1,4	6	152	1.26	1,87	25	84	81	B-97	88	B-193
811HT-40	2-1/2	63,5	3.00	76,2	62	0,4	62	0,4	250	1,7	250	1,7	7	178	1.64	2,45	25	84			88	B-193

Construction: Premium oil-resistant synthetic rubber inner tube; two or four layers of spiral fabric reinforcement; a helical reinforcing wire spiraled throughout the textile reinforcement to prevent collapse under vacuum; an oil- and weather resistant, MSHA accepted, black synthetic rubber cover.

Application and Temperature Range: Petroleum based hydraulic fluids and lubricating oils within a temperature range of -40°F to +257°F (-40°C to +125°C); Water, water/glycol and water/oil emulsion hydraulic fluids up to +185°F (+85°C); Air up to +158°F (+70°F)

For temperature range of other media, see pages G-18 and G-19.

Fittings: Parkrimp 43, Permanent Crimp 81 and Field-Attachable 88 Series. See Section C for Crimp and Section B for Field-Attachable fitting assembly instructions.

Hose cover does not have to be removed to attach Parker No-Skive fittings.

Note: 811 hose has different working and burst pressures based on the type of fitting attached to complete the hose assembly.

881 SAE 100R4
Hydraulic Suction and Return Line Hose



# Part Number	Hose I.D.		Hose O.D.		Working Pressure				Burst Pressure				Minimum Bend Radius		Weight		UHg		Parkrimp Fitting		Field Attachable Fitting	
	inch	mm	inch	mm	43/81/DB		88HC		43/81/DB		88HC		inch	mm	lbs/ft	kg/m	of Hg	kPa	Series	Page	Series	Page
	psi	Mpa	psi	Mpa	psi	MPa	psi	MPa	psi	MPa	psi	MPa										
881-12	3/4	19,0	1.20	30,6	300	2,1	100	0,7	1200	8,3	400	2,8	5	127	0.50	0,74	28	95	43,81	B-23,B-97	88	B-193
881-16	1	25,4	1.49	37,9	250	1,7	70	0,5	1000	7,0	280	1,9	6	152	0.60	0,89	28	95	43,81	B-23,B-97	88	B-193
881-20	1-1/4	31,8	1.78	45,3	200	1,4	50	0,3	800	5,5	200	1,4	8	203	0.89	1,32	28	95	43,81	B-23,B-97	88	B-193
881-24	1-1/2	38,1	2.06	52,4	150	1	50	0,3	600	4,1	200	1,4	10	254	1.11	1,65	28	95	43,81	B-23,B-97	88	B-193
881-32	2	50,8	2.48	63,1	100	0,7	50	0,3	400	2,8	200	1,4	12	305	1.27	1,89	28	95	43,81	B-23,B-97	88	B-193
881-40	2-1/2	63,5	3.00	76,2	62	0,4	62	0,4	250	1,7	250	1,7	14	356	1.82	2,71	28	95			88	B-193

Construction: Inner tube of oil resistant Nitrile or Neoprene synthetic rubber, a single braid of fiber reinforcement, a helical reinforcing wire, a second braid of fiber reinforcement and an oil and weather resistant, black, Neoprene or PKR, MSHA accepted, synthetic rubber cover. synthetic rubber cover.

Application and Temperature Range: Petroleum based hydraulic fluids and lubricating oils within a temperature range of -40°F to +257°F (-40°C to +125°C);

For temperature range of other media, see pages G-18 and G-19.

Fittings: Parkrimp 43 Series, Permanent Crimp 81 Series and Field-Attachable 88 Series. See Section C for Parkrimp and Permanent Crimp or Section B for Field-Attachable fitting assembly instructions.

Hose cover does not have to be removed to attach Parker No-Skive fittings.

Note: 881 hose has different working and burst pressures based on the type of fitting attached to complete the hose assembly.

Hydraulic Hose
A
Fittings
B
Parkrimp Crimping Equipment
C
Hose Assembly Equipment
D
Adapters
E
Accessories
F
Appendices
G

801
General Purpose Hose
For use with "Push-Lok" Fittings



# Part Number	Hose I.D.		Hose O.D.		Working Pressure		Burst Pressure		Minimum Bend Radius		Weight		UHg		Parkrimp Fitting		Field Attachable Fitting	
	inch	mm	inch	mm	psi	MPa	psi	MPa	inch	mm	lbs/ft	kg/m	Inches of Hg	kPa	Series	Page	Series	Page
	801-4	1/4	6,3	0.50	12,7	250	1,7	1000	6,8	2-1/2	65	0.09	0,13	28	95			82
801-6	3/8	10	0.63	15,9	250	1,7	1000	6,8	3	75	0.11	0,16	28	95			82	B-175
801-8	1/2	12,5	0.78	19,8	250	1,7	1000	6,8	5	125	0.18	0,27	28	95			82	B-175
801-10	5/8	16	0.91	23,0	250	1,7	1000	6,8	6	150	0.19	0,28	15	51			82	B-175
801-12	3/4	19	1.03	26,2	250	1,7	1000	6,8	7	180	0.24	0,36	15	51			82	B-175
801-16	1	25	1.28	32,6	175	1,2	700	4,8	10	250	0.37	0,55	15	51			82	B-175

Construction: Inner tube of oil resistant Nitrile based synthetic rubber, a single fiber braid or a two spiral fiber reinforcement and an oil and weather resistant, Neoprene or PKR[®] synthetic rubber MSHA accepted, cover. The hose cover is furnished in either , black, red, green, blue, yellow or as ordered.

Application and Temperature Range: Widely used for shop air systems and general industrial, maintenance and automotive applications. Petroleum based hydraulic fluids and lubricating oils, and antifreeze solutions within a temperature range of -40°F to +212°F (-40°C to +100°C); Water, water/oil emulsion, and water/glycol hydraulic fluids up to +185°F (+85°C); Air up to +158°F (+70°C).

Fittings: Push-Lok 82 Series. See Section B for assembly instructions.

Color code: Gray-GRA, Red-RED, Yellow-YEL, Black-BLK, Green-GRN and Blue-BLU. Specify color when ordering. Example: For 801 3/8" I.D. blue hose, the part number is 801-6-BLU. If no color is specified, 801 Gray will be supplied.

Note: Push-Lok hose is recommended for vacuum applications but not for cooling lines in air conditioners and heat pumps, nor for hydraulic applications where extreme pulsations are encountered. Push-Lok is not recommended for any fuel.

821
General Purpose Hose
For use with "Push-Lok" Fittings



# Part Number	Hose I.D.		Hose O.D.		Working Pressure		Burst Pressure		Minimum Bend Radius		Weight		UHg		Parkrimp Fitting		Field Attachable Fitting	
	inch	mm	inch	mm	psi	MPa	psi	MPa	inch	mm	lbs/ft	kg/m	Inches of Hg	kPa	Series	Page	Series	Page
	821-4	1/4	6,3	0.50	12,7	350	2,4	1400	9,7	2-1/2	64	0.06	0,09	28	95			82
821-6	3/8	10	0.63	15,9	300	2,1	1200	8,3	3	76	0.09	0,13	28	95			82	B-175
821-8	1/2	12,5	0.78	19,8	300	2,1	1200	8,3	5	127	0.12	0,18	28	95			82	B-175
821-10	5/8	16	0.91	23,0	250	1,7	1000	6,9	6	152	0.19	0,28	28	95			82	B-175
821-12	3/4	19	1.03	26,2	250	1,7	1000	6,9	7	178	0.21	0,31	28	95			82	B-175

Construction: Inner tube of oil resistant Nitrile or Neoprene synthetic rubber, a single fiber braid reinforcement and an oil, mildew and weather resistant synthetic rubber impregnated, black, fiber cover.

Application and Temperature Range: Widely used for shop air systems and general industrial, maintenance and automotive applications. Petroleum based hydraulic fluids and lubricating oils, and antifreeze solutions within a temperature range of -40°F to +212°F (-40°C to +100°C); Water, water/oil emulsion, and water/glycol hydraulic fluids up to +185°F (+85°C); Air up to +158°F (+70°C).

Fittings: Push-Lok 82 Series. See Section B for assembly instructions.

Note: Push-Lok hose is recommended for vacuum applications but not for cooling lines in air conditioners and heat pumps, nor for hydraulic applications where extreme pulsations are encountered. Push-Lok is not recommended for any fuel.

A Push-Lok Pneumatic Hose

B Fittings

C Parkrimp Crimping Equipment

D Hose Assembly Equipment

E Adapters

F Accessories

G Appendices

831

General Purpose Hose
For use with "Push-Lok" Fittings



# Part Number	Hose I.D.		Hose O.D.		Working Pressure		Burst Pressure		Minimum Bend Radius		Weight		UHg		Parkrimp Fitting		Field Attachable Fitting	
	inch	mm	inch	mm	psi	MPa	psi	MPa	inch	mm	lbs/ft	kg/m	of Hg	kPa	Series	Page	Series	Page
	831-4	1/4	6,3	0.50	12,7	350	2,4	1400	9,7	2-1/2	65	0.09	0,13	28	95			82
831-6	3/8	10	0.63	16	300	2,0	1200	8,3	3	75	0.11	0,16	28	95			82	B-175
831-8	1/2	12,5	0.78	20	300	2,0	1200	8,3	5	125	0.18	0,27	28	95			82	B-175
831-10	5/8	16	0.91	23	300	2,0	1200	8,3	6	150	0.19	0,28	15	51			82	B-175
831-12	3/4	19	1.03	26	300	2,0	1200	8,3	7	180	0.24	0,36	15	51			82	B-175

Construction: Synthetic rubber tube; one textile braid reinforcement; synthetic rubber, MSHA accepted cover. Furnished in black, blue, green, red, gray, and yellow.

Application and Temperature Range: Widely used for shop air systems and general industrial, maintenance and automotive applications. Petroleum based hydraulic fluids and lubricating oils, and antifreeze solutions within a temperature range of -40°F to +212°F (-40°C to +100°C); Water, water/oil emulsion, and water/glycol hydraulic fluids up to +185°F (+85°C); Air within a temperature range of up to +158°F (+70°C).

Fittings: Push-Lok 82 Series. See Section B for assembly instructions.

Color code: Red-RED, Green-GRN and Blue-BLU. Specify color when ordering. Example: For 831 3/8" I.D. blue hose, the part number is 831-6-BLU. If no color is specified, 831 Black will be supplied.

Note: Push-Lok hose is recommended for vacuum applications but not for cooling lines in air conditioners and heat pumps, nor for hydraulic applications where extreme pulsations are encountered. Push-Lok is not recommended for any fuel.

836

General Purpose PKR[®] Hose
For High-Temperature use with "Push-Lok"
Fittings



# Part Number	Hose I.D.		Hose O.D.		Working Pressure		Burst Pressure		Minimum Bend Radius		Weight		UHg		Parkrimp Fitting		Field Attachable Fitting	
	inch	mm	inch	mm	psi	MPa	psi	MPa	inch	mm	lbs/ft	kg/m	of Hg	kPa (abs)	Series	Page	Series	Page
	836-4	1/4	6,3	0.5	12,7	250	1,7	1000	6,8	2-1/2	65	0.09	0,13	28	95			82
836-6	3/8	10	0.63	15,9	250	1,7	1000	6,8	3	75	0.11	0,16	28	95			82	B-175
836-8	1/2	12,5	0.78	19,8	250	1,7	1000	6,8	5	125	0.18	0,27	28	95			82	B-175
836-10	5/8	16	0.91	23,0	250	1,7	1000	6,8	6	150	0.19	0,28	15	51			82	B-175

Construction: Inner tube of oil resistant PKR[®] synthetic rubber, a single fiber braid or a two spiral fiber reinforcement and an oil and weather resistant, blue or black, PKR[®] synthetic rubber cover.

Application and Temperature Range: Petroleum based hydraulic fluids and lubricating oils within a temperature range of -55°F to +302°F (-48°C to +150°C); Water, water/glycol and water/oil emulsion hydraulic fluids up to +185°F (+85°C); Air within a temperature range of up to +158°F (+70°C).

Fittings: Push-Lok 82 Series. See Section B for assembly instructions.

Note: Push-Lok hose is recommended for vacuum applications but not for cooling lines in air conditioners and heat pumps, nor for hydraulic applications where extreme pulsations are encountered. Push-Lok is not recommended for any fuel.

Push-Lok
Pneumatic
Hose
A

Fittings
B

Parkrimp
Crimping
Equipment
C

Hose
Assembly
Equipment
D

Adapters
E

Accessories
F

Appendices
G



821FR

General Purpose Hose
Fire Resistant Fiber Covered
For use with "Push-Lok" Fittings



# Part Number	Hose I.D.		Hose O.D.		Working Pressure		Burst Pressure		Minimum Bend Radius		Weight		UHg		Parkrimp Fitting		Field Attachable Fitting	
	inch	mm	inch	mm	psi	MPa	psi	MPa	inch	mm	lbs/ft	kg/m	Inches of Hg	kPa	Series	Page	Series	Page
	821FR-4	1/4	6,3	0.50	12,7	350	2,4	1400	9,7	2-1/2	64	0.08	0,12	28	95			82
821FR-6	3/8	10	0.63	15,9	300	2,1	1200	8,3	3	76	0.11	0,16	28	95			82	B-175
821FR-8	1/2	12,5	0.78	19,8	300	2,1	1200	8,3	5	127	0.12	0,18	28	95			82	B-175
821FR-12	3/4	19	1.03	26,2	250	1,7	1000	6,9	7	178	0.22	0,33	28	95			82	B-175

Construction: Inner tube of oil resistant PKR synthetic rubber, a single fiber braid reinforcement and an oil, weather and fire resistant special fiber outer cover. Furnished in either black, green, blue, brown, white or as ordered.

Application and Temperature Range: Petroleum based hydraulic fluids and lubricating oils, and antifreeze solutions within a temperature range of -40°F to +212°F (-40°C to +100°C); Water, water/oil emulsion, and water/glycol hydraulic fluids up to +185°F (+85°C); Air within a temperature range of up to +212°F (+100°C).

Fittings: Push-Lok 82 Series. See Section B for assembly instructions.

Note: Color code: White-WHT, Brown-BRN, Black-BLK, Green-GRN and Blue-BLU. Specify color when ordering. Example: For 821FR 3/8" I.D. blue hose, the part number is 821FR-6-BLU.

Note: Push-Lok hose is recommended for vacuum applications but not for cooling lines in air conditioners and heat pumps, nor for hydraulic applications where extreme pulsations are encountered. Push-Lok is not recommended for any fuel.

804

Air and Water Hose
For use with "Push-Lok" Fittings



# Part Number	Hose I.D.		Hose O.D.		Working Pressure		Burst Pressure		Minimum Bend Radius		Weight		UHg		Parkrimp Fitting		Field Attachable Fitting	
	inch	mm	inch	mm	psi	MPa	psi	MPa	inch	mm	lbs/ft	kg/m	Inches of Hg	kPa	Series	Page	Series	Page
	804-4	1/4	6,3	0.50	12,7	150	1,0	600	4,2	2-1/2	64	0.09	0,13	15	51			82
804-6	3/8	10	0.63	15,9	150	1,0	600	4,2	3	76	0.11	0,16	15	51			82	B-175
804-8	1/2	12,5	0.78	19,8	150	1,0	600	4,2	5	127	0.18	0,27	15	51			82	B-175
804-12	3/4	19	1.03	26,2	150	1,0	600	4,2	7	178	0.24	0,36	15	51			82	B-175

Construction: EPDM synthetic rubber tube; one textile braid or a two spiral textile reinforcement; black, EPDM synthetic rubber cover.

Application and Temperature Range: 804 Push-Lok Hose can also be used as a low pressure drain or return hose line with phosphate ester fluids up to +176°F (+80°C); Water and water/glycol hydraulic fluids up to +200°F (+93°C). Air up to +158°F (+70°C).

Special Assembly Instruction for 804 Hose: Do not allow tube to contact any petroleum base fluids. Use liquid soap as hose lubricant.

Note: Push-Lok hose is recommended for vacuum applications but not for cooling lines in air conditioners and heat pumps, nor for hydraulic applications where extreme pulsations are encountered. Push-Lok is not recommended for any fuel.

Push-Lok
Pneumatic
Hose

A

Fittings

B

Parkrimp
Crimping
Equipment

C

Hose
Assembly
Equipment

D

Adapters

E

Accessories


F

Appendices

G

213

SAE J1402 AI
D.O.T. FMVSS 106 AI - Air Brake Hose



# Part Number	Hose I.D.		Hose O.D.		Working Pressure		Burst Pressure		Minimum Bend Radius		Weight		UHg		Parkrimp Fitting		Field Attachable Fitting	
	inch	mm	inch	mm	psi	MPa	psi	MPa	inch	mm	lbs/ft	kg/m	inches of Hg	kPa	Series	Page	Series	Page
	213-4	3/16	5	0.49	12	2000	13,8	8000	55	3/4	20	0.12	0,18	28	95	26	B-5	21,23
213-5	1/4	6,3	0.55	14	1500	10,3	6000	41	1	25	0.14	0,21	28	95	26	B-5	21,23	B-129,B-143
213-6	5/16	8	0.62	16	1500	10,3	6000	41	1-1/4	30	0.17	0,25	28	95	26	B-5	21,23	B-129,B-143
213-8	13/32	10	0.74	19	1250	8,6	5000	34	1-3/4	45	0.20	0,30	28	95	26	B-5	21,23	B-129,B-143
213-10	1/2	12,5	0.83	21	1000	6,9	4000	28	2-1/4	55	0.22	0,33	28	95	26	B-5	21,23	B-129,B-143
213-12	5/8	16	0.96	24	750	5,2	3000	21	2-3/4	70	0.24	0,36	28	95	26	B-5	21,23	B-129,B-143
213-16	7/8	22	1.21	31	400	2,8	1600	11	3-1/2	90	0.30	0,45	20	68	26	B-5	21,23	B-129,B-143
213-20	1-1/8	29	1.49	38	300	2	1200	8	4-1/2	115	0.44	0,65	20	68	26	B-5	21,23	B-129,B-143
213-24	1-3/8	35	1.73	44	300	2	1200	8	7-1/2	190	0.52	0,77	15	51	26	B-5	21,23	B-129,B-143
213-32	1-13/16	46	2.14	54	200	1,4	800	6	14	355	0.67	1,00	11	37	26	B-5	21,23	B-129,B-143

Construction: Inner tube of oil resistant PKR® synthetic rubber, a fiber reinforcement, a high tensile steel wire braid reinforcement and an oil and weather resistant, synthetic polymer impregnated, black, fiber cover.

Application and Temperature Range: Petroleum based hydraulic fluids and lubricating oils, diesel fuels, crude, fuel oils and anti-freeze solutions within a temperature range of -50°F to +302°F (-45°C to +150°C). The maximum working pressures shown in the table are for service up to maximum temperature of +212°F (+100°C). For use at higher temperatures, consult the pressure/temperature curve in Section G for the reduced maximum working pressure. Water, water/oil emulsion, and water/glycol hydraulic fluids up to +185°F (+85°C); Air within a temperature range of up to +212°F (100°C).

Fittings: Parkrimp 26 Series and Field-Attachable 21 Series and 23 Series (Mandrel) Fittings (See Section C for Parkrimp or Section B for Field-Attachable assembly instructions.)

293

Engine & Air Brake/Truck Hose
SAE J1402 AI
D.O.T. FMVSS 106-AI Air Brake Hose



# Part Number	Hose I.D.		Hose O.D.		Working Pressure		Burst Pressure		Minimum Bend Radius		Weight		UHg		Parkrimp Fitting		Field Attachable Fitting	
	inch	mm	inch	mm	psi	MPa	psi	MPa	inch	mm	lbs/ft	kg/m	inches of Hg	kPa	Series	Page	Series	Page
	293-4	3/16	5,1	0.49	12,5	500	3,4	2000	13,8	1/2	13	0.10	0,15	28	95	26	B-5	21,23
293-6	5/16	8,3	0.62	15,7	500	3,4	2000	13,8	1	25	0.15	0,22	28	95	26	B-5	21,23	B-129,B-143
293-8	13/32	10,3	0.74	18,7	500	3,4	2000	13,8	1-1/2	38	0.18	0,27	28	95	26	B-5	21,23	B-129,B-143
293-10	1/2	13,2	0.83	21,1	450	3,1	1800	12,4	2	51	0.20	0,30	28	95	26	B-5	21,23	B-129,B-143
293-12	5/8	16,4	0.96	24,3	450	3,1	1800	12,4	2-1/2	64	0.22	0,33	28	95	26	B-5	21,23	B-129,B-143
293-16	7/8	22,8	1.21	30,6	450	3,1	1800	12,4	3-1/2	89	0.25	0,37	20	68	26	B-5	21,23	B-129,B-143

Construction: Inner tube of oil resistant PKR® synthetic rubber and two braids of fiber reinforcement. The outer braid shall be an oil, weather and abrasion resistant, black, entangled filament nylon fiber cover.

Application and Temperature Range: Petroleum-base hydraulic fluids and lubricating oils, diesel fuels and antifreeze solutions within a temperature range of -58°F to +302°F (-50°C to +150°C); **For temperature range of other media, see pages G-18 and G-19.**

Fittings: Parkrimp 26 Series and Field-Attachable 21 Series and 23 Series (Mandrel) Fittings (See Section C for Parkrimp or Section B for Field-Attachable assembly instructions.)

Engine, Air Brake, Marine and Gas Hose

A

201/261
SAE 100R5 SAE J1402 All
D.O.T. FMVSS 106 All - Air Brake Hose



Fittings

B

# Part Number	Hose I.D.		Hose O.D.		Working Pressure		Burst Pressure		Minimum Bend Radius		Weight		UHg		Parkrimp Fitting		Field Attachable Fitting	
	inch	mm	inch	mm	psi	MPa	psi	MPa	inch	mm	lbs/ft	kg/m	inches of Hg	kPa	Series	Page	Series	Page
	201/261-4	3/16	5	0.52	13	3000	20,7	12000	83	3	75	0.15	0,22	28	95	26	B-5	20,22
201/261-5	1/4	6,3	0,58	15	3000	20,7	12000	83	3-3/8	85	0,18	0,27	28	95	26	B-5	20,22	B-117,B-139
201/261-6	5/16	8	0,68	17	2250	15,5	9000	62	4	100	0,23	0,34	28	95	26	B-5	20,22	B-117,B-139
201/261-8	13/32	10	0,77	20	2000	13,8	8000	55	4-5/8	120	0,27	0,40	28	95	26	B-5	20,22	B-117,B-139
201/261-10	1/2	12,5	0,92	23	1750	12	7000	48	5-1/2	140	0,37	0,55	28	95	26	B-5	20,22	B-117,B-139
201/261-12	5/8	16	1,08	27	1500	10,3	6000	41	6-1/2	165	0,46	0,68	28	95	26	B-5	20,22	B-117,B-139
201/261-16	7/8	22	1,23	31	800	5,5	3200	22	7-3/8	185	0,46	0,68	20	68	26	B-5	20,22	B-117,B-139
201/261-20	1-1/8	29	1,50	38	625	4,3	2500	17	9	230	0,51	0,76	20	68	26	B-5	20,22	B-117,B-139
201/261-24	1-3/8	35	1,75	44	500	3,5	2000	14	10-1/2	265	0,68	1,01	15	51	26	B-5	20,22	B-117,B-139
201/261-32	1-13/16	46	2,22	56	350	2,4	1400	10	13-1/4	335	0,89	1,32	11	37	26	B-5	20,22	B-117,B-139
201-40	2-3/8	60	2,88	73	350	2,4	1400	10	24	610	1,31	1,95	11	37			20,22	B-117,B-139
201-48	3	76	3,56	90	200	1,4	800	6	33	840	2,09	3,11	11	37				

Parkrimp Crimping Equipment

C

Construction: Inner tube of oil resistant Nitrile or Neoprene synthetic rubber, a fiber braid, a high tensile steel wire braid reinforcement, and an oil and weather resistant, synthetic rubber impregnated, black, fiber cover.

Application and Temperature Range: Petroleum based hydraulic fluids and lubricating oils, diesel fuels, crude fuel, oils and anti-freeze solutions within a temperature range of -40°F to +302°F (-40°C to +150°C). The maximum working pressures shown in the table are for service up to maximum temperature of +212°F (+100°C). For use at higher temperatures, consult the pressure/temperature curve in Section G for the reduced maximum working pressure. Water, water/oil emulsion, and water/glycol hydraulic fluids up to +185°F (+85°C); Air within a temperature range of up to +158°F (+70°C).

Fittings: Parkrimp 26 Series and Field-Attachable 20 Series and 22 Series (Mandrel) Fittings (See Section C for Parkrimp or Section B for Field-Attachable assembly instructions.)

Hose Assembly Equipment

D

206
SAE 100R5 SAE J1402 All
D.O.T. FMVSS 106 All - Air Brake Hose



Adapters

E

# Part Number	Hose I.D.		Hose O.D.		Working Pressure		Burst Pressure		Minimum Bend Radius		Weight		UHg		Parkrimp Fitting		Field Attachable Fitting	
	inch	mm	inch	mm	psi	MPa	psi	MPa	inch	mm	lbs/ft	kg/m	inches of Hg	kPa	Series	Page	Series	Page
	206-4	3/16	5	0.52	13	3000	20,7	12000	83	3	75	0.15	0,22	28	95	26	B-5	20, 22
206-5	1/4	6,3	0,58	15	3000	20,7	12000	83	3-3/8	85	0,18	0,27	28	95	26	B-5	20, 22	B-117,B-139
206-6	5/16	8	0,68	17	2250	15,5	9000	62	3-1/2	90	0,23	0,34	28	95	26	B-5	20, 22	B-117,B-139
206-8	13/32	10	0,77	20	2000	13,8	8000	55	3-1/2	90	0,27	0,40	28	95	26	B-5	20, 22	B-117,B-139
206-10	1/2	12,5	0,92	23	1750	12	7000	48	4	100	0,37	0,55	28	95	26	B-5	20, 22	B-117,B-139
206-12	5/8	16	1,08	27	1500	10,3	6000	41	4	100	0,46	0,68	28	95	26	B-5	20, 22	B-117,B-139
206-16	7/8	22	1,23	31	800	5,5	3200	22	4	100	0,46	0,68	20	68	26	B-5	20, 22	B-117,B-139
206-20	1-1/8	29	1,5	38	625	4,3	2500	17	5-1/2	140	0,51	0,76	20	68	26	B-5	20, 22	B-117,B-139
206-24	1-3/8	35	1,75	44	500	3,5	2000	14	7-1/2	190	0,68	1,01	15	51	26	B-5	20, 22	B-117,B-139
206-32	1-13/16	46	2,22	56	350	2,4	1400	10	13-1/4	335	0,89	1,32	11	37	26	B-5	20, 22	B-117,B-139
206-40	2-3/8	60	2,88	73	350	2,4	1400	10	24	610	1,31	1,95	11	37	26	B-5	20, 22	B-117,B-139

Accessories

F

Construction: Inner tube of oil resistant PKR[®] synthetic rubber, a fiber braid, a high tensile steel wire braid reinforcement, and an oil and weather resistant, synthetic rubber impregnated, blue, fiber cover.

Application and Temperature Range: Petroleum based hydraulic fluids and lubricating oils, diesel fuels, crude and fuel oils and anti-freeze solutions within a temperature range of -55°F to +302°F (-48°C to +150°C). The maximum working pressures shown in the table are for service up to maximum temperature of +212°F (+100°C). For use at higher temperatures, consult the pressure/temperature curve in Section G for the reduced maximum working pressure. Water, water/oil emulsion, and water/glycol hydraulic fluids up to +185°F (+85°C); Air within a temperature range of up to +212°F (+100°C).

Fittings: Parkrimp 26 Series and Field-Attachable 20 Series and 22 Series (Mandrel) Fittings (See Section C for Parkrimp or Section B for Field-Attachable assembly instructions.)

Appendices

G



266

SAE J1402 All
D.O.T. FMVSS 106 All - Air Brake Hose



# Part Number	Hose I.D.		Hose O.D.		Working Pressure		Burst Pressure		Minimum Bend Radius		Weight		Hg		Parkrimp Fitting		Field Attachable Fitting	
	inch	mm	inch	mm	psi	MPa	psi	MPa	inch	mm	lbs/ft	kg/m	Inches of Hg	kPa	Series	Page	Series	Page
	266-4	3/16	5,1	0,52	13,2	2000	13,8	8000	55,2	3/4	19	0,15	0,22	28	95	26	B-5	20,22
266-5	1/4	6,8	0,58	14,8	1500	10,3	6000	41,4	1	25	0,16	0,24	28	95	26	B-5	20,22	B-117,B-139
266-6	5/16	8,3	0,68	17,2	1500	10,3	6000	41,4	1-1/4	32	0,23	0,34	28	95	26	B-5	20,22	B-117,B-139
266-8	13/32	10,7	0,77	19,5	1250	8,6	5000	34,5	1-3/4	44	0,26	0,39	28	95	26	B-5	20,22	B-117,B-139
266-10	1/2	13,2	0,92	23,4	1250	8,6	5000	34,5	2-1/4	57	0,38	0,56	28	95	26	B-5	20,22	B-117,B-139
266-12	5/8	16,4	1,08	27,4	750	5,2	3000	20,7	2-3/4	70	0,48	0,71	20	68	26	B-5	20,22	B-117,B-139
266-16	7/8	22,8	1,24	31,4	400	2,8	1600	11,0	3-1/2	89	0,48	0,71	15	51	26	B-5	20,22	B-117,B-139
266-20	1-1/8	29,2	1,15	29,2	300	2,1	1200	8,3	4-1/2	114	0,51	0,76	15	51	26	B-5	20,22	B-117,B-139
266-24	1-3/8	35,4	1,75	44,5	250	1,7	1000	6,9	5-1/2	140	0,68	1,01	11	37	26	B-5	20,22	B-117,B-139

Construction: Inner tube of oil resistant PKR® synthetic rubber, a fiber braid, a high tensile steel wire braid reinforcement, and an oil and weather resistant, synthetic rubber impregnated, black, fiber cover.

Application and Temperature Range: Petroleum based hydraulic fluids and lubricating oils, diesel fuels, crude, fuel oils and anti-freeze solutions within a temperature range of -55°F to +302°F (-48°C to +150°C). The maximum working pressures shown in the table are for service up to maximum temperature of +212°F (+100°C). For use at higher temperatures, consult the pressure/temperature curve in Section G for the reduced maximum working pressure.

For temperature range of other media, see pages G-18 and G-19.

Fittings: Parkrimp 26 Series and Field-Attachable 20 Series and 22 Series (Mandrel) Fittings (See Section C for Parkrimp or Section B for Field-Attachable assembly instructions.)

225

Hydraulic Hose



# Part Number	Hose I.D.		Hose O.D.		Working Pressure		Burst Pressure		Minimum Bend Radius		Weight		Hg		Parkrimp Fitting		Field Attachable Fitting	
	inch	mm	inch	mm	psi	MPa	psi	MPa	inch	mm	lbs/ft	kg/m	Inches of Hg	kPa	Series	Page	Series	Page
	225-4	3/16	5	0,52	13	3000	20,7	12000	83	3	75	0,15	0,22	28	95	26	B-5	20,22
225-5	1/4	6,3	0,58	15	3000	20,7	12000	83	3-3/8	85	0,18	0,27	28	95	26	B-5	20,22	B-117,B-139
225-6	5/16	8	0,68	17	2250	15,5	9000	62	4	100	0,23	0,34	28	95	26	B-5	20,22	B-117,B-139
225-8	13/32	10	0,77	20	2000	13,8	8000	55	4-5/8	120	0,27	0,40	28	95	26	B-5	20,22	B-117,B-139
225-10	1/2	12,5	0,92	23	1750	12,0	7000	48	5-1/2	140	0,37	0,55	28	95	26	B-5	20,22	B-117,B-139
225-12	5/8	16	1,08	27	1500	10,3	6000	42	6-1/2	165	0,46	0,68	28	95	26	B-5	20,22	B-117,B-139
225-16	7/8	22	1,23	31	800	5,5	3200	22	7-3/8	185	0,46	0,68	20	68	26	B-5	20,22	B-117,B-139
225-20	1-1/8	29	1,50	38	625	4,3	2500	17	9	230	0,51	0,76	20	68	26	B-5	20,22	B-117,B-139
225-24	1-3/8	35	1,75	44	500	3,5	2000	14	10-1/2	265	0,68	1,01	15	51	26	B-5	20,22	B-117,B-139
225-32	1-13/16	46	2,22	56	350	2,4	1400	10	13-1/4	335	0,89	1,32	11	37	26	B-5	20,22	B-117,B-139

Construction: Oil resistant synthetic rubber inner tube, a fiber braid, a high tensile steel wire braid reinforcement, and an oil and weather resistant, synthetic rubber, MSHA accepted, cover.

Application and Temperature Range: Petroleum based hydraulic fluids and lubricating oils, diesel fuels, crude and fuel oils within a temperature range of -40°F to +212°F (-40°C to +100°C);

For temperature range of other media, see pages G-18 and G-19. For air applications above 250 PSI (1,7 MPa), the hose cover should be pin-pricked.

Fittings: Parkrimp 26 Series and Field-Attachable 20 Series and 22 Series (Mandrel) Fittings (See Section C for Parkrimp or Section B for Field-Attachable assembly instructions.) **THE BLACK DIE RING MUST BE USED WHEN CRIMPING THE 26 SERIES FITTINGS ONTO 225 HOSE.**

221FR Fire-Resistant

Marine Fuel & Engine Hose
SAE J1527 R3, USCG Type AI, SAE J1942,
ISO 7840 and ABS* Approved



# Part Number	Hose I.D.		Hose O.D.		Working Pressure		Burst Pressure		Minimum Bend Radius		Weight		UHg		Parkrimp Fitting		Field Attachable Fitting	
	inch	mm	inch	mm	psi	MPa	psi	MPa	inch	mm	lbs/ft	kg/m	of Hg	kPa	Series	Page	Series	Page
	221FR-5	1/4	6,3	0.58	15	500	3,5	2000	13,8	1	25	0.19	0,28	24	20	26	B-5	20,22
221FR-6	5/16	8	0.68	17	500	3,5	2000	13,8	1-1/4	32	0.23	0,34	24	20	26	B-5	20,22	B-117,B-139
221FR-8	13/32	10	0.77	20	500	3,5	2000	13,8	1-3/4	44	0.28	0,42	24	20	26	B-5	20,22	B-117,B-139
221FR-10	1/2	12,5	0.92	23	500	3,5	2000	13,8	2-1/4	57	0.39	0,58	20	33,5	26	B-5	20,22	B-117,B-139
221FR-12	5/8	16	1.08	27	500	3,5	2000	13,8	2-3/4	70	0.47	0,70	20	33,5	26	B-5	20,22	B-117,B-139
221FR-16	7/8	22	1.23	31	500	3,5	2000	13,8	3-1/2	89	0.41	0,61	20	33,5	26	B-5	20,22	B-117,B-139

Construction: Inner tube of oil resistant Nitrile synthetic rubber, an insulation layer, a high tensile steel wire braid reinforcement and an oil and weather resistant, blue, PKR® synthetic rubber cover.

Application and Temperature Range: Gasoline, ethanol blends, diesel fuels, petroleum-base hydraulic fluids and lubricating oils within a temperature range of -4°F to +212°F (-20°C to +100°C); Water, water/oil emulsion, and water/glycol hydraulic fluids up to +185°F (+85°C). Air within a temperature range of up to +158°F (+70°C). Meets Class 1 permeation requirements with gasoline and gasoline/ethanol blend and 2-1/2 minute fire test. USCG accepted for commercial and recreational vessel applications.

Fittings: Parkrimp 26 Series and Field-Attachable 20 Series and 22 Series (Mandrel) Fittings (See Section C for Parkrimp or Section B for Field-Attachable assembly instructions.)

* 26 Series Fittings ONLY

SS23CG

Liquefied Petroleum Gas and
Compressed Natural Gas Hose
CAN/CGA - 8.1 - M86 Type III



# Part Number	Hose I.D.		Hose O.D.		Working Pressure		Burst Pressure		Minimum Bend Radius		Weight		Parkrimp Fitting		Field Attachable Fitting	
	inch	mm	inch	mm	psi	MPa	psi	MPa	inch	mm	lbs/ft	kg/m	Series	Page	Series	Page
	SS23CG-6	5/16	8,3	0.68	17,2	350	2,4	9000	63	4	100	0.16	0,24	26	B-5	
SS23CG-8	13/32	10,7	0.77	19,5	350	2,4	8000	56	4-5/8	120	0.17	0,25	26	B-5		
SS23CG-10	1/2	13,2	0.92	23,4	350	2,4	7000	49	5-1/2	140	0.28	0,42	26	B-5		
SS23CG-12*	5/8	15,9	1.08	27,4	350	2,4	6000	41,4	6-1/2	165	0.30	0,45	26	B-5		

Construction: L.P.G./C.N.G.-resistant Nylon tube; stainless steel wire braid reinforcement; oil and weather resistant, pin-pricked synthetic rubber cover

Application and Temperature Range: Low pressure service use with liquefied petroleum gas (L.P.G.) and compressed natural gas (C.N.G.) within a temperature range of -40° F to +250° F (-40° C to +121° C).

Fittings: Parkrimp 26 Series. See Section C for Parkrimp fitting assembly instructions.

Note: FACTORY MADE ASSEMBLIES ONLY

* Minimum quantity run required. Contact the Hose Products Division for more information.

Engine, Air
Brake, Marine
and Gas Hose

A

Fittings

B

Parkrimp
Crimping
Equipment

C

Hose
Assembly
Equipment

D

Adapters

E

Accessories

F

Appendices

G

SS25UL

Liquefied Petroleum Gas Hose
UL Listed for LPG Service
UL Standard 21



# Part Number	Hose I.D.		Hose O.D.		Working Pressure		Burst Pressure		Minimum Bend Radius		Weight		Parkrimp Fitting		Field Attachable Fitting	
	inch	mm	inch	mm	psi	MPa	psi	MPa	inch	mm	lbs/ft	kg/m	Series	Page	Series	Page
SS25UL-4	3/16	5,1	0.52	13,2	350	2,4	1750	12,1	3/4	19	0.11	0,16			20, 22	B-117, B-139
SS25UL-5	1/4	6,8	0.58	14,8	350	2,4	1750	12,1	1	25	0.13	0,19			20, 22	B-117, B-139
SS25UL-6	5/16	8,3	0.68	17,2	350	2,4	1750	12,1	1-1/4	32	0.18	0,27			20, 22	B-117, B-139
SS25UL-8	13/32	10,7	0.77	19,5	350	2,4	1750	12,1	1-3/4	44	0.21	0,31			20, 22	B-117, B-139
SS25UL-10	1/2	13,2	0.92	23,4	350	2,4	1750	12,1	2-1/4	57	0.29	0,43			20, 22	B-117, B-139
SS25UL-12	5/8	16,4	1.08	27,4	350	2,4	1750	12,1	2-3/4	70	0.37	0,55			20, 22	B-117, B-139

Construction: Inner tube of oil and L.P.G. resistant Nitrile synthetic rubber, a fiber braid and a corrosion resistant steel wire braid reinforcement and an oil, mildew and weather resistant, synthetic rubber impregnated, black fiber cover.

Application and Temperature Range: Low pressure service hose for use with: Liquefied petroleum gas (LPG) within a temperature range of -40°F to +250°F (-40°C to +121°C).

Fittings: Field-Attachable 20 Series and 22 Series. See Section B for assembly instructions.

285

Air Conditioning and Refrigerant Hose
SAE J2064 Type C, Class 1



# Part Number	Hose I.D.		Hose O.D.		Working Pressure		Burst Pressure		Minimum Bend Radius		Weight		UHg		Parkrimp Fitting		Field Attachable Fitting	
	inch	mm	inch	mm	psi	MPa	psi	MPa	inch	mm	lbs/ft	kg/m	inches of Hg	kPa	Series	Page	Series	Page
	285-4	3/16	5,1	0.49	11,7	500	3,4	2500	13,8	1	25	0.09	0,14	28	95	26	B-5	21,23
285-6	5/16	8,1	0.62	15,7	500	3,4	2500	13,8	1-1/2	38	0.12	0,18	28	95	26	B-5	21,23	B-129,B-143
285-8	13/32	10,7	0.74	18,8	500	3,4	2500	13,8	2	51	0.17	0,25	28	95	26	B-5	21,23	B-129,B-143
285-10	1/2	13	0.83	21,1	500	3,4	2500	13,8	2-1/2	64	0.18	0,27	28	95	26	B-5	21,23	B-129,B-143
285-12	5/8	16,1	0.96	24,4	500	3,4	2500	13,8	3	76	0.23	0,34	28	95	26	B-5	21,23	B-129,B-143


Construction: The hose has a nylon barrier between two elastomeric layers, a fabric braid reinforcement and a heat, moisture and ozone resistant elastomer cover.

Application and Temperature Range: Refrigerant 12, 134a, and 22 within a temperature range of -22°F to +257°F (-30°C to +125°C).

Fittings: Parkrimp 26 Series and Field-Attachable 21 and 23 Series (Mandrel) Fittings. See Section C for Parkrimp or Section B for Field-Attachable assembly instructions.

244

Air Conditioning and Refrigerant Hose
SAE J2064 Type B, Class 1



# Part Number	Hose I.D.		Hose O.D.		Working Pressure		Burst Pressure		Minimum Bend Radius		Weight		UHg		Parkrimp Fitting		Field Attachable Fitting	
	inch	mm	inch	mm	psi	MPa	psi	MPa	inch	mm	lbs/ft	kg/m	inches of Hg	kPa	Series	Page	Series	Page
	244-16	7/8	22	1.23	31	500	2,4	2500	12	7-1/2	190	0.76	0,51	28	95	26	B-5	
244-20	1-1/8	29	1.50	38	500	2,4	2500	12	9	230	0.83	0,56	28	95	26	B-5		
244-24	1-3/8	35	1.75	44	500	2,4	2500	12	10-1/2	270	0.83	0,62	28	95	26	B-5		

Construction: Inner tube of Butyl synthetic rubber, a single wire braid reinforcement and an oil, mildew and weather resistant, synthetic rubber impregnated, black, fiber cover.

Application and Temperature Range: Refrigerant 134a within a temperature range of -22°F to +257°F (-30°C to +125°C).

Fittings: Parkrimp 26 Series. See Section C for assembly instructions.

235

Refrigerant and Hydraulic Hose
SAE J51 Type D



# Part Number	Hose I.D.		Hose O.D.		Working Pressure		Burst Pressure		Minimum Bend Radius		Weight		UHg		Parkrimp Fitting		Field Attachable Fitting	
	inch	mm	inch	mm	psi	MPa	psi	MPa	inch	mm	lbs/ft	kg/m	inches of Hg	kPa	Series	Page	Series	Page
	235-16	7/8	22	1.23	31	350	2,4	1750	12	7-3/8	185	0.31	0,46	15	50	26	B-5	20,22

Construction: Inner tube of extruded Nylon thermoplastic, two fiber braid reinforcement and an oil and weather resistant, black, pin-pricked, Neoprene or PKR synthetic rubber, MSHA accepted, cover.

Application and Temperature Range: Refrigerant 12, 13, and 22; and petroleum based hydraulic fluids and lubricating oils within a temperature range of -40°F to +257°F (-40°C to +125°C); Phosphate ester based hydraulic fluids within a temperature range of -40°F to +200°F (-40°C to +93°C); Water, water/oil emulsion and water/glycol hydraulic fluids up to +185°F (+85°C); Air up to +158°F (+70°C).

Fittings: Parkrimp 26 Series. See Section C for assembly instructions.

A Hose Specialty Low Pressure
 B Fittings
 C Parkrimp Crimping Equipment
 D Hose Assembly Equipment
 E Adapters
 F Accessories
 G Appendices