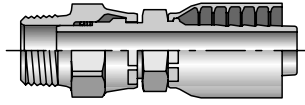


11343

Male NPTF Pipe - Swivel



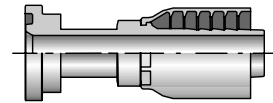
Part Number	Thread inch	Hose ID inch
11343-2-4	1/8x27	1/4
11343-4-4	1/4x18	1/4
11343-4-6	1/4x18	3/8
11343-6-4	3/8x18	1/4
11343-6-6	3/8x18	3/8
11343-6-8	3/8x18	1/2
11343-8-6	1/2x14	3/8
11343-8-8	1/2x14	1/2
11343-12-12	3/4x14	3/4
11343-16-16	1x11-1/2	1

O-Ring not compatible with Phosphate Ester fluids.

Fitting allows minor movement under pressure to relieve stress on hose but is not to be used on continuous or extensive swiveling.

11543

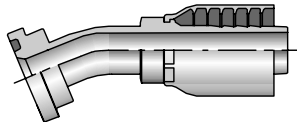
SAE Code 61 Flange Head
ISO 12151-3 - S - L



Part Number	Flange inch	Hose ID inch
11543-8-8	1/2	1/2
11543-10-10	5/8	5/8
11543-12-8	3/4	1/2
11543-12-12	3/4	3/4
11543-16-12	1	3/4
11543-16-16	1	1
11543-20-16	1-1/4	1
11543-20-20	1-1/4	1-1/4
11543-24-20	1-1/2	1-1/4
11543-24-24	1-1/2	1-1/2
11543-24-32	1-1/2	2
11543-32-20	2	1-1/4
11543-32-24	2	1-1/2
11543-32-32	2	2

11643

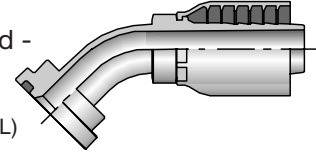
SAE Code 61 Flange Head - 22-1/2° Elbow
ISO 12151-3 - E22M - L



Part Number	Flange inch	Hose ID inch
11643-12-12	3/4	3/4
11643-16-12	1	3/4
11643-16-16	1	1
11643-20-16	1-1/4	1
11643-20-20	1-1/4	1-1/4
11643-24-20	1-1/2	1-1/4

11743

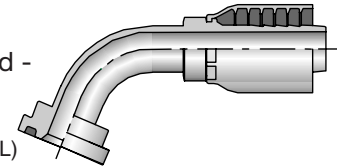
SAE Code 61 Flange Head - 45° Elbow
ISO 12151-3 - E45S - L
(1 Piece: ISO 12151-3 - E45M - L)



Part Number	Flange inch	Hose ID inch
11743-8-8	1/2	1/2
11743-10-10	5/8	5/8
11743-12-8	3/4	1/2
11743-12-12	3/4	3/4
11743-16-12	1	3/4
11743-16-16	1	1
11743-20-16	1-1/4	1
11743-20-20	1-1/4	1-1/4
11743-20-24	1-1/4	1-1/2
11743-24-20	1-1/2	1-1/4
11743-24-24	1-1/2	1-1/2
11743-32-24	2	1-1/2
11743-32-32	2	2

11843

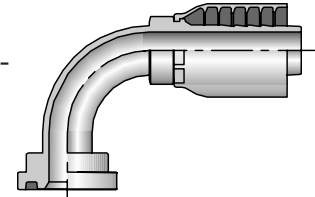
SAE Code 61 Flange Head - 67-1/2° Elbow
ISO 12151-3 - E67S - L
(1 Piece: ISO 12151-3 - E67M - L)



Part Number	Flange inch	Hose ID inch
11843-12-12	3/4	3/4
11843-16-16	1	1
11843-20-20	1-1/4	1-1/4

11943

SAE Code 61 Flange Head - 90° Elbow
ISO 12151-3 - E90S - L
(1 Piece: ISO 12151-3 - E90M - L)



Part Number	Flange inch	Hose ID inch
11943-8-8	1/2	1/2
11943-10-10	5/8	5/8
11943-12-8	3/4	1/2
11943-12-10	3/4	5/8
11943-12-12	3/4	3/4
11943-16-8	1	1/2
11943-16-12	1	3/4
11943-16-16	1	1
11943-20-16	1-1/4	1
11943-20-20	1-1/4	1-1/4
11943-24-20	1-1/2	1-1/4
11943-20-24	1-1/4	1-1/2
11943-24-24	1-1/2	1-1/2
11943-32-24	2	1-1/2
11943-32-32	2	2

43 Series: Use with 301LT, 302, 304, 351ST, 351TC, 422, 424, 426, 431, 436, 451TC, 451ST, 471TC, 471ST, 472TC, 482TC, 482ST, 722TC, 881 hoses.

Dimensions and pressures are for reference only and are subject to change.