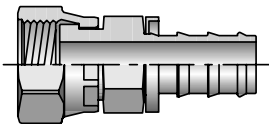


### 3JC82

Female Seal-Lok™ - Swivel - Short  
ISO 12151-1 - SWSA

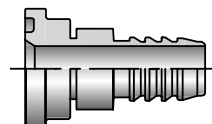


Part Number	Thread inch	Hose ID inch
3JC82-4-4	1/4 9/16x18	1/4
3JC82-6-6	3/8 11/16x16	3/8
3JC82-6-6SM	3/8 11/16x16	3/8
3JC82-8-6	1/2 13/16x16	3/8
3JC82-8-8	1/2 13/16x16	1/2
3JC82-10-10	5/8 1x14	5/8
3JC82-12-12	3/4 1-3/16x12	3/4
3JC82-16-16	1 1-7/16x12	1

When measuring overall length to the end of the nut, B+C dimensions must be used to calculate cut-off allowance.

### 1588

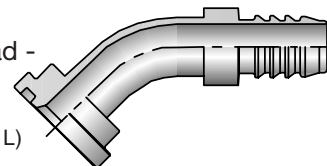
SAE Code 61 Flange Head  
ISO 12151-3 - S - L



Part Number	Flange inch	Hose ID inch
1588-16-16	1	1
1588-20-20	1-1/4	1-1/4
1588-24-24	1-1/2	1-1/2
1588-32-32	2	2
1588-40-40	2-1/2	2-1/2
1588-48-40	3	2-1/2

### 1788

SAE Code 61 Flange Head - 45° Elbow  
ISO 12151-3 - E45S - L  
(1 Piece: ISO 12151-3 - E45M - L)

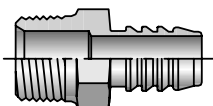


Part Number	Flange inch	Hose ID inch
1788-16-16	1	1
1788-20-20	1-1/4	1-1/4
1788-24-24	1-1/2	1-1/2
1788-32-32	2	2
1788-40-40	2-1/2	2-1/2
1788-48-40	3	2-1/2

## 88 Series

### 0188

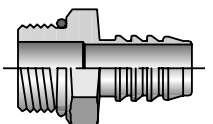
Male NPTF Pipe - Rigid



Part Number	Thread inch	Hose ID inch
0188-12-12	3/4x14	3/4
0188-16-16	1x11-1/2	1
0188-20-20	1-1/4x11-1/2	1-1/4
0188-20-24	1-1/4x11-1/2	1-1/2
0188-24-24	1-1/2x11-1/2	1-1/2
0188-32-32	2x11-1/2	2
0188-40-40	2-1/2x8	2-1/2

### 0588

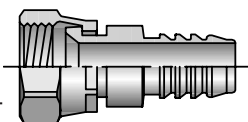
Male SAE Straight Thread with O-Ring - Rigid



Part Number	Thread inch	Hose ID inch
0588-12-12	1-1/16x12	3/4
0588-16-16	1-5/16x12	1
0588-20-20	1-5/8x12	1-1/4

### 0688

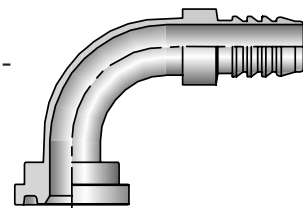
Female JIC 37° - Swivel



Part Number	Thread inch	Hose ID inch
0688-12-12	3/4 1-1/16x12	3/4
0688-16-12	1 1-5/16x12	3/4
0688-16-16	1 1-5/16x12	1
0688-20-20	1-1/4 1-5/8x12	1-1/4
0688-24-24	1-1/2 1-7/8x12	1-1/2
0688-32-32	2 2-1/2x12	2

### 1988

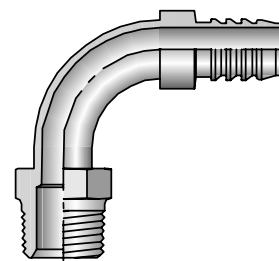
SAE Code 61 Flange Head - 90° Elbow  
ISO 12151-3 - E90S - L  
(1 Piece: ISO 12151-3 - E90M - L)



Part Number	Flange inch	Hose ID inch
1988-16-16	1	1
1988-20-20	1-1/4	1-1/4
1988-24-24	1-1/2	1-1/2
1988-32-32	2	2
1988-40-40	2-1/2	2-1/2
1988-48-40	3	2-1/2

### 2188

Male NPTF Pipe - Rigid - 90° Elbow



Part Number	Thread inch	Hose ID inch
2188-12-12	3/4x14	3/4
2188-16-16	1x11-1/2	1
2188-20-20	1-1/4x11-1/2	1-1/4
2188-24-24	1-1/2x11-1/2	1-1/2
2188-32-32	2x11-1/2	2

82 Series: Use with 801, 804, 821, 821FR, 836 hoses.

88 Series: Use with 811, 811HT, 881 hoses.

- See the [next page](#) for clamps for 88 Series fittings.
- See [Section E](#) for 81 Series crimp shells.
- See [Section M](#) for O-Rings and Flange Kits.
- See [Section N](#) for Assembly Instructions.

Dimensions and pressures are for reference only and are subject to change.