



# Prestolok Metal Fittings

A

MATERIALS OF CONSTRUCTION	
NICKEL PLATED BODIES:	NICKEL PLATED BRASS
O-RING:	NITRILE (OTHER COMPOUNDS AVAILABLE ON REQUEST)
RELEASE BUTTON:	POLYACETAL
GRAB RING:	STAINLESS STEEL
NOTE:	FOR BRASS BODY PRESTOLOK REPLACE PLP WITH PLN

NOMENCLATURE	
EXAMPLE: W68PLP-4-2	ATTRIBUTE:
W	WHITE ACRYLIC THREAD SEALANT
68	MALE CONNECTOR
PLP	PRESTOLOK
4	1/4" (4/16) TUBE O.D.
2	1/8" (2/16) PIPE THREAD

SPECIFICATIONS	
PRESSURE RANGE:	UP TO 300 PSI DEPENDING ON TUBING
TEMPERATURE RANGE:	0° TO +200°F
NOTE:	VACUUM APPLICATIONS ARE DEPENDENT UPON TEMPERATURE AND TYPE OF TUBING USED.

TUBING SIZES	
TUBE O.D.:	1/8, 3/16, 5/32, 1/4, 5/16, 3/8, 1/2
TUBE O.D. (MM):	4,6,8,10,12,14



A compact one-piece push-to-connect fitting. Designed for low pressure circuits where assembly, disassembly and reassembly is important. Stainless steel grab ring grips the tubing to provide retention. Swivels are featured on all male pipe threaded shapes for installation in tight places and for precise positioning. Prestolok should not be used for live swivel applications. Prestolok fittings come with a pre-applied white acrylic sealant.

## Recommended Tubing

Prestolok nickel plated and composite fittings are designed to be used with the following Parker Hannifin Parflex Division tubing.

TUBING SERIES	TUBING MATERIAL
E	LINEAR LOW DENSITY POLYETHYLENE
PP	POLYPROPYLENE
N	PLASTICIZED POLYAMIDE (NYLON)
NR	UNPLASTICIZED POLYAMIDE (RIGID NYLON)
U	POLYURETHANE 90 DUROMETER SHORE A
HU	POLYURETHANE 95 DUROMETER SHORE A

Other materials for Prestolok inch sized nickel plated fittings: Polyurethane 85 Durometer Shore A

**CAUTION:** All current manufacturers of 85A PU tubing do not approve the use of push-to-connect fittings with their product.

Testing has shown acceptable use with certain O.D – I.D. combinations. Applications and service conditions vary and therefore the use of a tube support may be required for any 85A PU tubing.

The following commercially available O.D. – I.D. 85A tubing sizes require the use of a tube support regardless of application.

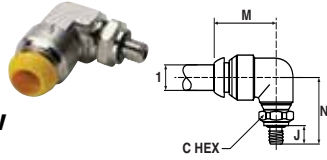
5/32" – 3/32"	3/16" – 1/8"	1/4" - .170"	1/4" – 3/16"
5/16" – 1/4"	3/8" – 5/16"	1/2" – 3/8"	

## Assembly Instructions

1. Cut thermoplastic tubing squarely, using Parker Tube Cutter PTC-001. Be certain the port or mating part is clean and free of debris.
2. Insert tubing into fitting until it bottoms. A slight twisting motion will ease the insertion. Pull on tubing to verify it is properly retained in the fitting.
3. To disassemble, simply push the release button against the body and remove tubing.
4. It is recommended to trim the tubing after every disassembly to insure a proper seal.


A

**C68SPB Compact Adjustable Male Elbow Metric Straight Thread**




PART NUMBER	TUBE SIZE (MM)	THREAD (MM)	C HEX	J	M	N
C68SPB4M5	4	M5X0.8	12.5	5	17	18
C68SPB6M5	6	M5X0.8	12.5	5	17	18

**C3PB Compact Elbow BSPT**



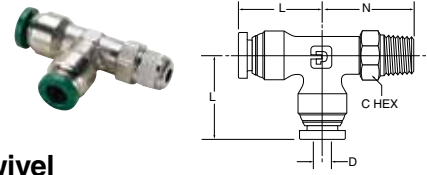
PART NO.	TUBE SIZE (MM)	BSPT	C HEX	M	N
C3PB4-1/8	4	1/8	14	18	21
C3PB6-1/8	6	1/8	14	20	21
C3PB6-1/4	6	1/4	14	20	21
C3PB8-1/8	8	1/8	14	22	23
C3PB8-1/4	8	1/4	14	22	23
C3PB10-1/4	10	1/4	17	28	26
C3PB10-3/8	10	3/8	17	28	26
C3PB12-3/8	12	3/8	17	30	27
C3PB12-1/2	12	1/2	17	30	31



**C63LPB Adjustable Extended Male Elbow BSPT**

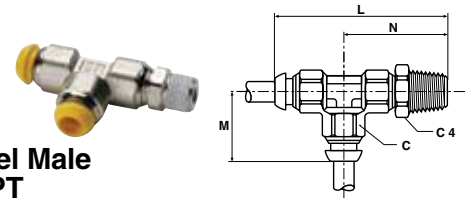
PART NO.	TUBE SIZE (MM)	BSPT	C HEX	C4 HEX	M	N
C63LPB4-1/8	4	1/8	10	10	18	42.0
C63LPB4-1/4	4	1/4	10	14	18	46.0
C63LPB6-1/8	6	1/8	12	11	20	45.5
C63LPB6-1/4	6	1/4	12	14	20	49.5
C63LPB8-1/8	8	1/8	14	14	22	50.0
C63LPB8-1/4	8	1/4	14	14	22	52.5

**W171PLP Male Run Tee Swivel**



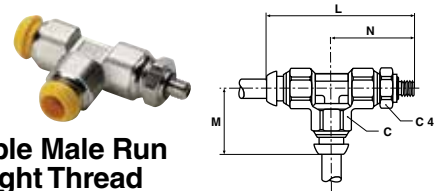
PART NO.	TUBE SIZE (IN)	PIPE THREAD (NPTF)	C HEX	L	N	FLOW DIA. D
W171PLP-2-2	1/8	1/8	7/16	.74	.92	.094
W171PLP-5/32-2	5/32	1/8	7/16	.77	.92	.125
W171PLP-4-2	1/4	1/8	7/16	.85	.92	.156
W171PLP-4-4	1/4	1/4	9/16	.85	1.10	.156
W171PLP-4-6	1/4	3/8	11/16	.85	1.24	.156
W171PLP-5-2	5/16	1/8	9/16	.97	1.02	.250
W171PLP-5-4	5/16	1/4	9/16	.97	1.24	.250
W171PLP-6-4	3/8	1/4	9/16	1.01	1.24	.250
W171PLP-6-6	3/8	3/8	11/16	1.01	1.24	.250
W171PLP-8-6	1/2	3/8	11/16	1.15	1.31	.312
W171PLP-8-8	1/2	1/2	7/8	1.15	1.52	.312

**R63PB Swivel Male Run Tee BSPT**



PART NO.	TUBE SIZE (MM)	BSPT	C HEX	C4 HEX	L	M	N
R63PB4-1/8	4	1/8	10	10	44.5	18	26.5
R63PB4-1/4	4	1/4	10	14	48.0	18	30.0
R63PB6-1/8	6	1/8	12	11	48.0	20	28.0
R63PB6-1/4	6	1/4	12	14	51.0	20	31.0
R63PB8-1/8	8	1/8	14	14	52.0	22	30.0
R63PB8-1/4	8	1/4	14	14	55.0	22	33.0
R63PB8-3/8	8	3/8	14	17	56.5	22	34.5
R63PB10-1/4	10	1/4	17	17	68.0	28	40.0
R63PB10-3/8	10	3/8	17	17	67.0	28	39.0
R63PB12-1/4	12	1/4	22	19	72.0	30	42.0
R63PB12-3/8	12	3/8	22	19	71.0	30	41.0
R63PB12-1/2	12	1/2	22	22	74.5	30	44.5
R63PB14-3/8	14	3/8	25	22	80.0	34	46.0
R63PB14-1/2	14	1/2	25	22	82.5	34	48.5

**R68PB Adjustable Male Run Tee Metric Straight Thread**



PART NO.	TUBE SIZE (MM)	THREAD (MM)	C HEX	C4 HEX	L	M	N
R68PB4M3	4	M3X0.5	10	10	41.0	18	23.0
R68PB4M5	4	M5X0.8	10	10	42.5	18	24.5
R68PB6M5	6	M5X0.8	12	11	45.5	20	25.5