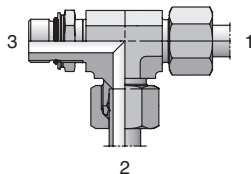


LEE-OR

Adjustable Locknut Run Tee
24° Flareless / Metric ISO 6149



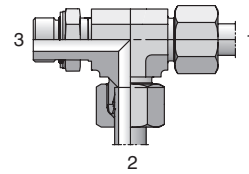
Part Number	End Size	
	1 & 2 (mm)	3 Metric
L Series		
LEE06LMORCF	6	M10 x 1
LEE08LMORCF	8	M12 x 1.5
LEE10LMORCF	10	M14 x 1.5
LEE12LMORCF	12	M16 x 1.5
LEE15LMORCF	15	M18 x 1.5
LEE18LMORCF	18	M22 x 1.5
LEE22LM27x2ORCF	22	M27 x 2
LEE28LMORCF	28	M33 x 2
LEE35LMORCF	35	M42 x 2
LEE42LMORCF	42	M48 x 2
S Series		
LEE06SMORCF	6	M12 x 1.5
LEE08SMORCF	8	M14 x 1.5
LEE10SMORCF	10	M16 x 1.5
LEE12SMORCF	12	M18 x 1.5
LEE16SMORCF	16	M22 x 1.5
LEE20SMORCF	20	M27 x 2
LEE25SMORCF	25	M33 x 2
LEE30SMORCF	30	M42 x 2
LEE38SMORCF	38	M48 x 2

For EO-2 part number, insert "Z" between size and pressure series.

Example: LEE06ZLMORCF

LEE-M

Adjustable Locknut Run Tee
24° Flareless / Metric ORR



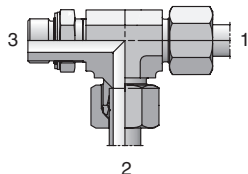
Part Number	End Size	
	1 & 2 (mm)	3 Metric
L Series		
LEE06LMCF	6	M10 x 1
LEE08LMCF	8	M12 x 1.5
LEE10LMCF	10	M14 x 1.5
LEE12LMCF	12	M16 x 1.5
LEE15LMCF	15	M18 x 1.5
LEE18LMCF	18	M22 x 1.5
LEE22LM27X2CF	22	M27 x 2
LEE28LMCF	28	M33 x 2
LEE35LMCF	35	M42 x 2
LEE42LMCF	42	M48 x 2
S Series		
LEE06SMCF	6	M12 x 1.5
LEE08SMCF	8	M14 x 1.5
LEE10SMCF	10	M16 x 1.5
LEE12SMCF	12	M18 x 1.5
LEE16SMCF	16	M22 x 1.5
LEE20SMCF	20	M27 x 2
LEE25SMCF	25	M33 x 2
LEE30SMCF	30	M42 x 2
LEE38SMCF	38	M48 x 2

For EO-2 part number, insert "Z" between size and pressure series.

Example: LEE06ZLMCF

LEE-R

Adjustable Locknut Run Tee
24° Flareless / BSPP ORR

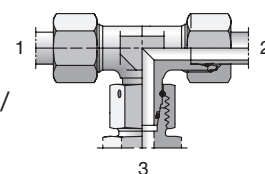


Part Number	End Size	
	1 & 2 (mm)	3 BSPP
L Series		
LEE06LRFCF	6	G 1/8A
LEE08LRFCF	8	G 1/4A
LEE10LRFCF	10	G 1/4A
LEE12LRFCF	12	G 3/8A
LEE15LRFCF	15	G 1/2A
LEE18LRFCF	18	G 1/2A
LEE22LRFCF	22	G 3/4A
LEE28LRFCF	28	G 1A
LEE35LRFCF	35	G 1 1/4A
LEE42LRFCF	42	G 1 1/2A
S Series		
LEE06SRCF	6	G 1/4A
LEE08SRCF	8	G 1/4A
LEE10SRCF	10	G 3/8A
LEE12SRCF	12	G 3/8A
LEE16SRCF	16	G 1/2A
LEE20SRCF	20	G 3/4A
LEE25SRCF	25	G 1A
LEE30SRCF	30	G 1 1/4A
LEE38SRCF	38	G 1 1/2A

For EO-2 part number, insert "Z" between size and pressure series.
Example: LEE06ZLRFCF

ET

Swivel Nut Branch Tee
24° Flareless / 24° Flareless / Flareless Swivel



Part Number	End Size	
	1 & 2 (mm)	3 Metric
L Series		
ET06LCF	6	M12 x 1.5
ET08LCF	8	M14 x 1.5
ET10LCF	10	M16 x 1.5
ET12LCF	12	M18 x 1.5
ET15LCF	15	M22 x 1.5
ET18LCF	18	M26 x 1.5
ET22LCF	22	M30 x 2
ET28LCF	28	M36 x 2
ET35LCF	35	M45 x 2
ET42LCF	42	M52 x 2
S Series		
ET06SCF	6	M14 x 1.5
ET08SCF	8	M16 x 1.5
ET10SCF	10	M18 x 1.5
ET12SCF	12	M20 x 1.5
ET14SCF	14	M22 x 1.5
ET16SCF	16	M24 x 1.5
ET20SCF	20	M30 x 2
ET25SCF	25	M36 x 2
ET30SCF	30	M42 x 2
ET38SCF	38	M52 x 2

For EO-2 part number, insert "Z" between size and pressure series.
Example: ET06ZLCF

Part numbers shown are for steel. Other material options available. Go to www.parker.com for details.
Dimensions and pressures are for reference only and are subject to change.

