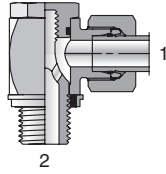


WH-R-KDS

High Pressure Banjo Elbow
24° Flareless / BSPP

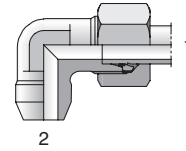


Part Number	End Size	
	1 (mm)	2 BSPP
L Series		
WH06LRKDSCF	6	G 1/8 A
WH08LRKDSCF	8	G 1/4 A
WH10LRKDSCF	10	G 1/4 A
WH12LRKDSCF	12	G 3/8 A
WH15LRKDSCF	15	G 1/2 A
WH18LRKDSCF	18	G 1/2 A
WH22LRKDSCF	22	G 3/4 A
WH28LRKDSCF	28	G 1 A
WH35LRKDSCF	35	G 1 1/4 A
WH42LRKDSCF	42	G 1 1/2 A
S Series		
WH06SRKDSCF	6	G 1/4 A
WH08SRKDSCF	8	G 1/4 A
WH10SRKDSCF	10	G 3/8 A
WH12SRKDSCF	12	G 3/8 A
WH14SRKDSCF	14	G 1/2 A
WH16SRKDSCF	16	G 1/2 A
WH20SRKDSCF	20	G 3/4 A
WH25SRKDSCF	25	G 1 A
WH30SRKDSCF	30	G 1 1/4 A
WH38SRKDSCF	38	G 1 1/2 A

For EO-2 part number, insert "Z" between size and pressure series.
Example: WH06ZLRKDSCF

WAS

Weld Elbow
24° Flareless / Butt Weld

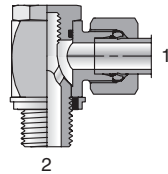


Part Number	End Size	
	1 (mm)	2 (mm)
L Series		
WAS06L	6	10
WAS08L	8	12
WAS10L	10	14
WAS12L	12	16
WAS15L	15	19
WAS18L	18	22
WAS22L	22	27
WAS28L	28	32
WAS35L	35	40
WAS42L	42	46
S Series		
WAS06S	6	11
WAS08S	8	13
WAS10S	10	15
WAS12S	12	17
WAS14S	14	19
WAS16S	16	21
WAS20S	20	26
WAS25S	25	31
WAS30S	30	36
WAS38S	38	44

For EO-2 part number, insert "Z" between size and pressure series. Example: WAS06ZL

WH-M-KDS

High Pressure Banjo Elbow
Banjo Metric / Flareless

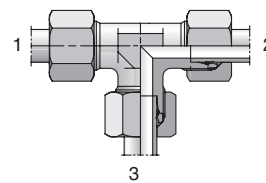


Part Number	End Size	
	1 (mm)	2 Metric
L Series		
WH06LMKDSCF	6	M10 x 1
WH08LMKDSCF	8	M12 x 1.5
WH10LMKDSCF	10	M14 x 1.5
WH12LMKDSCF	12	M16 x 1.5
WH15LMKDSCF	15	M18 x 1.5
WH18LMKDSCF	18	M22 x 1.5
WH22LMKDSCF	22	M26 x 1.5
WH28LMKDSCF	28	M33 x 2
WH35LMKDSCF	35	M42 x 2
WH42LMKDSCF	42	M48 x 2
S Series		
WH06SMKDSCF	6	M12 x 1.5
WH08SMKDSCF	8	M14 x 1.5
WH10SMKDSCF	10	M16 x 1.5
WH12SMKDSCF	12	M18 x 1.5
WH14SMKDSCF	14	M20 x 1.5
WH16SMKDSCF	16	M22 x 1.5
WH20SMKDSCF	20	M27 x 2
WH25SMKDSCF	25	M33 x 2
WH30SMKDSCF	30	M42 x 2
WH38SMKDSCF	38	M48 x 2

For EO-2 part number, insert "Z" between size and pressure series.
Example: WH06ZLMKDSCF

T

Union Tee
24° Flareless



Part Number	End Size	
	1 - 3 (mm)	
LL Series		
* T04LLCF	4	
* T06LLCF	6	
* T08LLCF	8	
* T10LLCF	10	
T12LLCF	12	
L Series		
* T06LCF	6	
* T08LCF	8	
T10LCF	10	
T12LCF	12	
T15LCF	15	
T18LCF	18	
T22LCF	22	
T28LCF	28	
T35LCF	35	
T42LCF	42	
S Series		
* T06SCF	6	
T08SCF	8	
T10SCF	10	
T12SCF	12	
T14SCF	14	
T16SCF	16	
T20SCF	20	
T25SCF	25	
T30SCF	30	
T38SCF	38	

* Extruded body for steel and brass.
For EO-2 part number, insert "Z" between size and pressure series.
Example: T04ZLLCF

Part numbers shown are for steel. Other material options available. Go to www.parker.com for details.
Dimensions and pressures are for reference only and are subject to change.