



Pipe Fittings

MATERIALS OF CONSTRUCTION	
FITTINGS:	CA345, CA360, CA377

NOMENCLATURE	
EXAMPLE: 2214P-2-2	ATTRIBUTE:
2	EXTRUSION
1 (NOT SHOWN)	FORGING
214	45° STREET ELBOW
P	PIPE
2	1/8" PIPE THREAD
2	1/8" PIPE THREAD

APPLICABLE TUBE	
TUBE MATERIAL:	COPPER, BRASS, IRON PIPE
THREAD SIZE:	1/8, 1/4, 3/8, 1/2, 3/4, 1

SPECIFICATIONS	
PRESSURE RANGE:	UP TO 1,000 PSI
TEMPERATURE RANGES:	-65° TO +250°F




All pipe fittings meet functional requirements of SAE J530 and SAE J531. Threads are made to Dryseal standards.

Pipe thread assembly guide (turns method) for Dryseal threads with pre-applied Vibra Seal

Straight Fittings

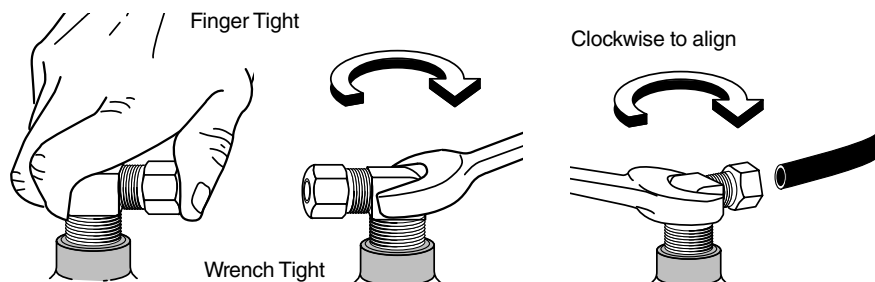
1. Tighten external thread into the internal thread.
1. Tighten an additional 2 revolutions with a wrench up to 1/2 in. male pipe thread. Above 1/2 in., 1 1/2 to 2 1/2 revolutions.

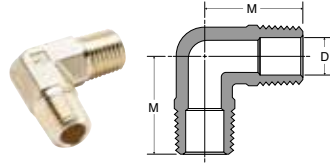


Elbow or Tee Fittings

2. Tighten external thread into the internal thread.
3. Tighten an additional 1 to 1 1/2 revolutions with a wrench.
4. Tighten fitting, Clockwise, to Align with Tubing (never counter clockwise).

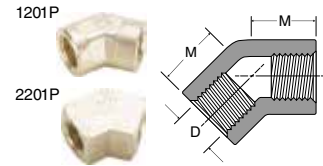
Note: To minimize the possibility of a leaking threaded joint after assembling male to female pipe threads, neither end should be backed out (loosened) once the assembly has been made.





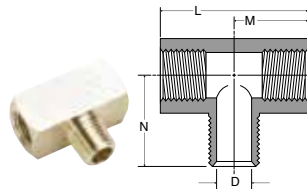
Male Elbow 1204P

PART NO.	PIPE THREAD	M	FLOW DIA. D
1204P-2	1/8	.71	.220
1204P-4	1/4	1.09	.312
1204P-6	3/8	1.09	.408
1204P-8	1/2	1.41	.502



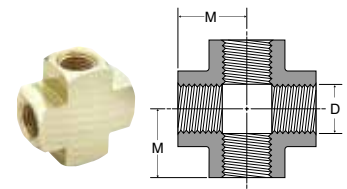
**45° Female Elbow
1201P-2201P**

PART NO.	PIPE THREAD	M	FLOW DIA. D
2201P-2-2	1/8	.43	.339
1201P-8-8	1/2	.89	.703



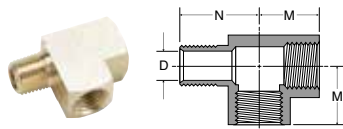
Male Branch Tee 2224P

PART NO.	PIPE THREAD	L	M	N	FLOW DIA. D
2224P-2	1/8	1.06	.53	.66	.220
2224P-4	1/4	1.52	.76	.91	.314
2224P-6	3/8	1.68	.84	.97	.440
2224P-8	1/2	2.18	1.09	1.25	.564
2224P-12	3/4	2.32	1.16	1.38	.752



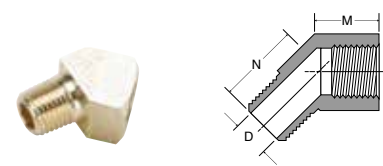
Cross 2205P

PART NO.	PIPE THREAD	M	FLOW DIA. D
2205P-2	1/8	.53	.339
2205P-4	1/4	.75	.441
2205P-6	3/8	.81	.571
2205P-8	1/2	1.07	.703
2205P-12	3/4	1.14	.906



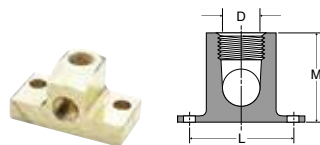
Street Tee 2225P

PART NO.	PIPE THREAD	M	N	DIA. D
2225P-2	1/8	.53	.66	.220
2225P-4	1/4	.76	.91	.314
2225P-6	3/8	.84	.98	.440
2225P-8	1/2	1.07	1.26	.564
2225P-12	3/4	1.14	1.38	.752



**45° Street Elbow
2214P**

PART NO.	PIPE THREAD	M	N	FLOW DIA. D
2214P-2-2	1/8	.38	.50	.220
2214P-4-4	1/4	.54	.70	.314
2214P-6-6	3/8	.56	.78	.440
2214P-8-8	1/2	.73	1.00	.564



**Drop-ear 90° Elbow
2200PDE**

PART NO.	PIPE THREAD	L	M	FLOW DIA. D
2200PDE-2	1/8	1.38	1.00	.339

J