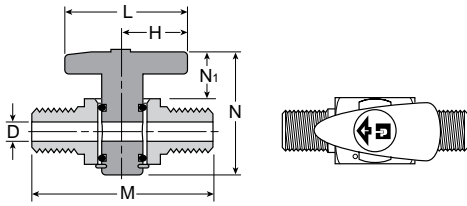
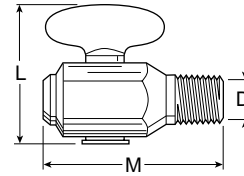


PV607 Male Pipe to Male Pipe Plug Valve



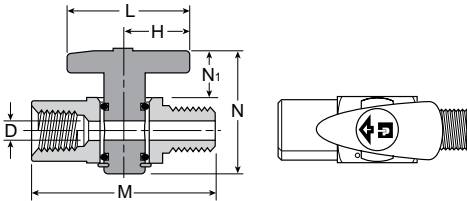
Part No.	Pipe Thread	H	L	M	N	N ₁	Flow Dia. D
PV607-2	1/8	0.67	1.34	1.66	1.38	0.51	0.200
PV607-4	1/4	0.67	1.34	2.02	1.38	0.51	0.200

DCR601 Drain Cock
 (Temperature Range: -30° to +250° F)



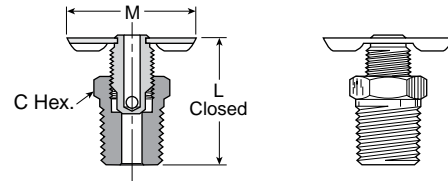
Part No.	Pipe Thread	L	M	Flow Dia. D
DCR601-4	1/4	1.41	1.73	.188

PV608 Female Pipe to Male Pipe Plug Valve



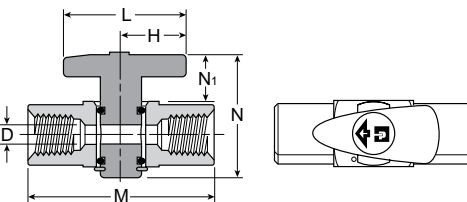
Part No.	Pipe Thread	H	L	M	N	N ₁	Flow Dia. D
PV608-2	1/8	0.67	1.34	1.67	1.38	0.51	0.200
PV608-4	1/4	0.67	1.34	2.06	1.38	0.51	0.200

DC602 Internal Seal Drain Cock
 (Temperature Range: -65° to +250° F)



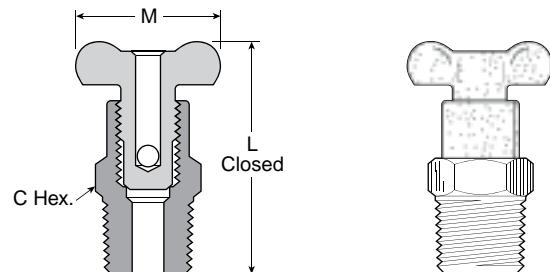
Part No.	Pipe Thread	C Hex.	L	M
DC602-2	1/8	13/32	0.92	1.25
DC602-4	1/4	9/16	0.94	1.25

PV609 Female Pipe to Female Pipe Plug Valve



Part No.	Pipe Thread	H	L	M	N	N ₁	Flow Dia. D
PV609-2	1/8	0.67	1.34	1.68	1.38	0.51	0.200
PV609-4	1/4	0.67	1.34	2.10	1.38	0.51	0.200

DC603 Drain Cock
 (Temperature Range: -65° to +250° F)



Part No.	Pipe Thread	C Hex.	L	M
DC603-2	1/8	1/2	1.41	1.00
DC603-4	1/4	5/8	1.54	1.16
DC603-6	3/8	11/16	1.63	1.16

