

Ground-Tite® Grounding Liquidtight Connectors

Type 4Q-L

Straight Connectors

Use:

Secures, grounds and seals liquidtight flexible metal conduit and terminates bonding conductor run externally alongside liquidtight conduit.

Features:

- Positive grounding type
- Tapered threaded male hub NPT
- Grounding lug is cast as an integral part of malleable iron gland nut. Provides high ground fault withstand capability
- Compact, slim diameter with small turning radius
- Furnished with locknut and KO sealing ring.
- Liquidtight/Raintight/Oiltight/Concretetight
- UL Listed NEMA Type 4 when installed into a NPT threaded entry or UL Listed conduit hub (sizes 1½" and larger require thread sealant).
- Suitable for use in the following

Hazardous Locations:

Class I, Div. 2 per NEC 501.4(B)
 Class I, Zone 2 per NEC 505.15(C)(2)
 Class II, Div. 1 per NEC 502.4(A)(1)(e)
 Class II, Div. 2 per NEC 502.4(B)(2)
 Class III, Div. 1 per NEC 503.3(A)(2)
 Class III, Div. 2 per NEC 503.3(B)
 Intrinsically Safe per NEC 504.20

- Bonding Wedge Locknuts are recommended in Hazardous Locations. See 101 Series on Page DB8.
- Long ferrule prevents pull-out and tight bend conduit "pop-out"
- Inspection windows in ferrule to ensure full engagement
- See Page GC4 for our patented Ferrule Wrench which makes ferrule installation easy.

Material/Finish:

Malleable Iron Body and Nut, Zinc Electroplated. Steel Ferrule, Zinc Electroplated.

Optional Finish:

Hot Dip or Mechanical Galvanize, add suffix "G" to catalog number. Contact your local representative for pricing and availability.


Third Party Certification:



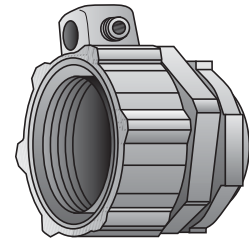
UL Listed: E-24264



CSA Certified: 9795



Type 4Q-38L — Type 4Q-200L

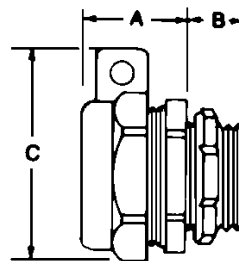


Type 4Q-250L — Type 4Q-600L

Trade Size (inches)	Catalog Number	Insulated Throat Catalog Number	Dimensions in Inches				Wire Size Min.	Wire Size Max.
			A	B	C	Turning Radius Gland Nut		
⅜ (½ KO)	4Q-38L	4Q-38LT	⅞	½	1 1/16	1 1/16	14	4
½	4Q-50L	4Q-50LT	⅞	½	1 1/8	1 1/8	14	4
¾	4Q-75L	4Q-75LT	1	½	2 1/8	1 1/8	14	4
1	4Q-100L	4Q-100LT	1 1/8	5/8	2 3/8	1 1/8	14	4
1 1/4	4Q-125L	4Q-125LT	1 1/8	5/8	2 3/8	1 3/4	6	1/0
1 1/2	4Q-150L	4Q-150LT	1 3/8	5/8	3 1/4	1 7/8	6	1/0
2	4Q-200L	4Q-200LT	1 1/2	5/8	3 3/4	2 1/8	6	1/0
2 1/2	4Q-250L	4Q-250LT	1 15/16	1	4 5/8	2 3/4	1	4/0
3	4Q-300L	4Q-300LT	1 15/16	1 1/8	5 1/8	3 1/8	1	4/0
3 1/2	4Q-350L	4Q-350LT	2 1/8	1 1/8	5 9/16	3 3/8	1	4/0
4	4Q-400L	4Q-400LT	2 1/4	1 1/4	6 1/2	3 5/8	1	4/0
5	4Q-500L*	4Q-500LT*	2 3/8	1 1/8	7 1/2	4 1/8	1	4/0
6	4Q-600L*	4Q-600LT*	2 1/2	1 3/8	8 1/2	4 3/4	1	4/0

*UL Listing not applicable

*CSA Certification not applicable



Applicable Third Party Standards:

UL Standard: 467
 CSA Standard: C22.2 No. 41
 NEMA: FB-1
 Federal Spec: W-F-406E

Suggested Specification:

Where liquidtight flexible metal conduit is used, bonding jumpers shall be provided alongside such conduit and terminated by malleable iron connectors provided with lugs cast integrally with the gland nuts. These connectors shall be O-Z/Gedney Type 4QL.