

# Tray-Bond™ Cable Tray Clamps

For Rigid Conduit, IMC & EMT

## Type CTC

### Use:

For connecting and grounding rigid conduit, IMC, or EMT to cable trays.

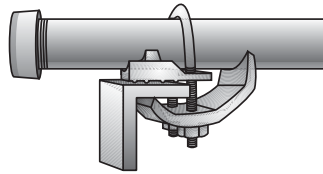
Secures and bonds metal conduit (rigid steel or aluminum, IMC and EMT) to the side rails of steel or aluminum cable trays without drilling or welding the tray. On the 1/2" through 4" sizes, conduits can attach to the tray from any angle up to 120°, allowing large power or control cables to be routed easily.

### Features:

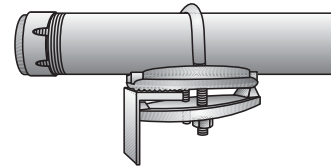
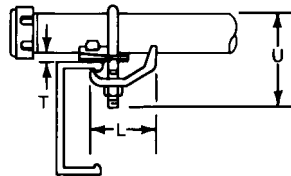
- Fast Installation
- Low Product Cost
- Excellent Grounding Continuity
- Variable Conduit Entry 1/2" - 4" sizes
- High Mechanical Strength
- Compact Design
- Meets NEC 318-7 (b)(4) Bonding Requirements

### Suggested Specifications:

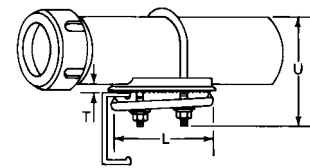
"Raceways connected to cable trays shall be properly bonded using UL Listed and CSA Certified bolted mechanical connectors made from malleable iron, hot dip galvanized components and steel, mechanically galvanized bolts. The cable tray conduit clamps shall be O-Z/Gedney, Type CTC".



Type CTC-0507 & Type CTC-1012  
1/2" — 1 1/4" Sizes  
Right Angle to Tray

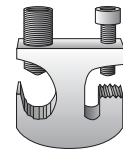


Type CTC-150 & Type CTC-400  
1 1/2" — 4" Sizes  
Variable Angle to Tray



Rigid or IMC, EMT Trade Size (inches)	Catalog Number	U-Bolt & Nut Size	Dimensions in Inches				Recommended Ins. Torque In. - Lbs.
			W	L	T	U	
1/2 - 3/4	CTC-0507	1/4 - 20	2 1/4	2 1/4	1/4	2 1/2	60
1 - 1 1/4	CTC-1012	5/16 - 18	2 5/8	2 1/4	1/4	3 1/4	115
1 1/2	CTC-150	3/16 - 18	3 3/8	3 1/2	3/8	3 1/2	115
2	CTC-200	3/8 - 16	4 1/2	4	3/8	4	190
2 1/2	CTC-250	3/8 - 16	5	4 1/2	3/8	4 1/2	190
3	CTC-300	3/8 - 16	5 5/8	5 5/8	3/8	5 1/4	190
3 1/2	CTC-350	3/8 - 16	6 1/8	5 1/2	3/8	5 3/4	190
4	CTC-400	3/8 - 16	6 5/8	6	3/8	6 1/4	190

\*Insulated Bushing not included



Type CTGC Cable Tray Grounding clamps for use on most types of cable trays. See page MA1.

PATENTED

### How Tray-Bond™ Clamps Work:


The edge of the cable tray rail provides the surface on which the serrations in the clamps grounding pad "bite" into the tray. The lower portion of the clamp has a sharp triangular edge which grabs the underside of the rail. As the U-bolt is tightened, all the force is concentrated in the clamping jaws thus providing an excellent grounding path and high strength mechanical attachment.

### Material/Finish:

Malleable Iron/Mechanically Galvanized  
U-Bolts and Nuts: Steel/Mechanically Galvanized

### Third Party Certification:

 UL Listed: E-24264

 CSA Certified: 009795 for rigid and EMT only

### Applicable Third Party Standards:

UL Standard: 467

CSA Standard: C22.2 No. 18

