

# Set-Screw Rigid Connectors & Couplings

For Threadless Rigid Conduit & IMC

## Type 28

### Use:

To connect threadless rigid conduit to boxes and enclosures.

### Features:

- Concretetight.
- Available with insulated throat.
- Male hub thread (NPS)

### Material/Finish:

Malleable Iron/Zinc Plated

### Optional Finish:

- ½" - 1½" Mechanically Galvanized
- 2" - 6" Hot Dip Galvanized

Contact your local representative for pricing and availability.

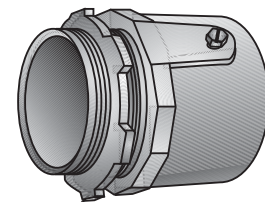
### Third Party Certification:



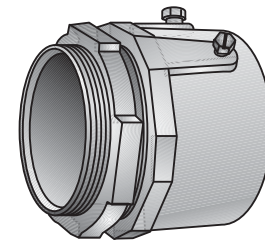
### Applicable Third Party Standards:

UL Standard: 514B  
Fed. Spec./CID: A-A-50553  
ANSI/NEMA: FB-1

Trade Size (inches)	Catalog Number	Insulated Throat Catalog Number	Dimensions in Inches		
			Body Length	Max Dia.	Thread Length
½	28-050	28-050T	3 <sup>1</sup> / <sub>32</sub>	1¼	7 <sup>1</sup> / <sub>16</sub>
¾	28-075	28-075T	1 <sup>1</sup> / <sub>16</sub>	1 <sup>1</sup> / <sub>16</sub>	7 <sup>1</sup> / <sub>16</sub>
1	28-100	28-100T	1 <sup>1</sup> / <sub>16</sub>	1¾	1 <sup>1</sup> / <sub>32</sub>
1¼	28-125	28-125T	1 <sup>1</sup> / <sub>16</sub>	2½	5 <sup>1</sup> / <sub>8</sub>
1½	28-150	28-150T	1¾	2¾	5 <sup>1</sup> / <sub>8</sub>
2	28-200	28-200T	1 <sup>7</sup> / <sub>8</sub>	2¾	5 <sup>1</sup> / <sub>8</sub>
2½	28-250	28-250T	2 <sup>1</sup> / <sub>8</sub>	3 <sup>3</sup> / <sub>16</sub>	1
3	28-300	28-300T	2 <sup>5</sup> / <sub>8</sub>	4¼	1
3½	28-350	28-350T	2¾	4¾	1 <sup>1</sup> / <sub>8</sub>
4	28-400	28-400T	3	5¼	1 <sup>1</sup> / <sub>8</sub>
5	28-500	28-500T	4	6¾	1¼
6	28-600	28-600T	4½	7 <sup>1</sup> / <sub>8</sub>	1¼



Type 28-050 — Type 28-200



Type 28-250 — Type 28-600

## Type 29

### Use:

To couple sections of threadless rigid conduit together.

### Features:

- Concretetight

### Material/Finish:

Malleable Iron/Zinc Plated

### Optional Finish:

- ½" - 1½" Mechanically Galvanized
- 2" - 6" Hot Dip Galvanized

Contact your local representative for pricing and availability.

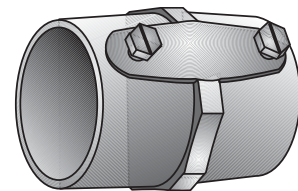
### Third Party Certification:



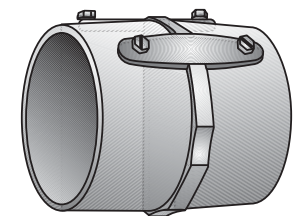
### Applicable Third Party Standards:

UL Standard: 514B  
Fed. Spec./CID: A-A-50553  
ANSI/NEMA: FB-1

Trade Size (inches)	Catalog Number	Dimensions in Inches	
		Length	Max. Dia.
½	29-050	1¾	1¼
¾	29-075	2 <sup>1</sup> / <sub>8</sub>	1 <sup>1</sup> / <sub>16</sub>
1	29-100	2 <sup>5</sup> / <sub>8</sub>	1¾
1¼	29-125	2¾	2 <sup>1</sup> / <sub>8</sub>
1½	29-150	3 <sup>1</sup> / <sub>8</sub>	2 <sup>3</sup> / <sub>8</sub>
2	29-200	3 <sup>3</sup> / <sub>8</sub>	2 <sup>7</sup> / <sub>8</sub>
2½	29-250	3 <sup>7</sup> / <sub>8</sub>	3 <sup>3</sup> / <sub>16</sub>
3	29-300	4 <sup>3</sup> / <sub>8</sub>	4 <sup>1</sup> / <sub>32</sub>
3½	29-350	5	4¾
4	29-400	5½	5¼
5	29-500	7½	6¾
6	29-600	8½	7 <sup>1</sup> / <sub>8</sub>



Type 29-050 — Type 29-200



Type 29-250 — Type 29-600