

Spec 5™ Malleable Iron Conduit Bodies

For Rigid Conduit & IMC

Types LL, LR, TB, X, C

Use:

To provide access to conductors for pulling, splicing, maintenance and future changes/upgrades. Allows connection of straight conduit runs, branch conduit runs and 90° bends.

Features:

- Tapered threaded hubs (NPT).
- Raintight when used with gasketed covers.
- Malleable iron suitable for use in concrete.
- For covers and gaskets, see Pages AB4 and AB5.
- Complete interchangeability with other manufacturers' style "5" or "35" Conduit Bodies.
- Internal volume and maximum wire clearly marked on castings.

Material/Finish:

Malleable Iron/
Zinc Electroplated Aluminum Enamel

Optional Finish:

For additional corrosion protection, specify Hot Dip Galvanized. Add suffix "G" to standard catalog number. Contact your local representative for pricing and availability.

Third Party Certification:



UL Listed E-18095
Suitable for wet locations when used with gasketed covers.



CSA Certified: LR-9795
Suitable for wet locations when used with gasketed covers.

Applicable Third Party Standards:


UL Standard: 514A
CSA Standard: C22.2 No. 18
Fed Spec: A-A-50563
NEMA: FB-1, FB-2.10

Dimensional Data:

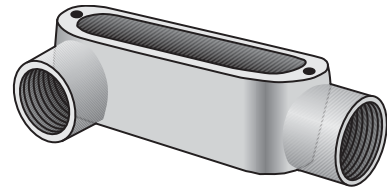
See Pages AB6 - AB8

Note: Conduit bodies are suitable for use in Class I, Div. 2 hazardous locations per NEC Section 501-4(B).

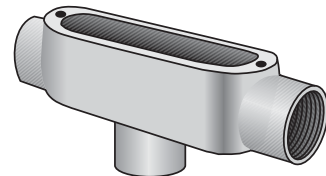
Trade Size (inches)	Catalog Number Malleable Iron Zinc Plated
1/2	LL-50
3/4	LL-75
1	LL-100
1 1/4	LL-125
1 1/2	LL-150
2	LL-200
2 1/2	LL-250
3	LL-300
3 1/2	LL-350
4	LL-400
1/2	LR-50
3/4	LR-75
1	LR-100
1 1/4	LR-125
1 1/2	LR-150
2	LR-200
2 1/2	LR-250
3	LR-300
3 1/2	LR-350
4	LR-400
1/2	TB-50
3/4	TB-75
1	TB-100
1 1/4	TB-125
1 1/2	TB-150
2	TB-200
1/2	X-50
3/4	X-75
1	X-100
1 1/4	X-125
1 1/2	X-150
2	X-200
1/2	C-50
3/4	C-75
1	C-100
1 1/4	C-125
1 1/2	C-150
2	C-200
2 1/2	C-250
3	C-300
3 1/2	C-350
4	C-400



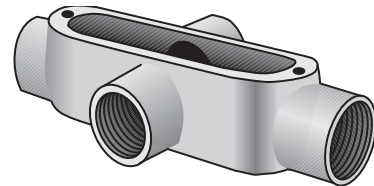
Type LL




Type LR



Type TB



Type X



Type C

Spec 5™ Malleable Iron Conduit Bodies

For Rigid Conduit & IMC

Dimensional Data:

Type X		Dimensions in Inches							Volume Cu. In.	Max No. Conductors
Catalog Number	Trade Size	A	B	C	D	E				
X-50	1/2	5 3/8	1 3/8	1 3/8	4	2 3/4	4.0	N/A		
X-75	3/4	6 1/8	1 5/8	1 5/8	4 5/8	3 1/8	7.0	3 #6AWG		
X-100	1	7 1/8	1 7/8	2	5 3/8	3 1/2	12.0	3 #4AWG		
X-125	1 1/4	9 1/8	2 3/8	2 5/8	7 1/4	4 1/2	32.0	3 #2AWG		
X-150	1 1/2	9 3/4	2 3/8	2 7/8	7 1/4	4 3/8	36.0	3 #1AWG		
X-200	2	11 7/8	3 3/8	3 1/2	9 1/2	5 1/4	70.0	3 #2/0AWG		

Type C		Dimensions in Inches							Volume Cu. In.	Max No. Conductors
Catalog Number	Trade Size	A	B	C	D	E				
C-50	1/2	5 3/8	1 3/8	1 3/8	4	4.0	N/A			
C-75	3/4	6 1/8	1 5/8	1 5/8	4 5/8	7.0	3 #6AWG			
C-100	1	7 1/8	1 7/8	2	5 3/8	12.0	3 #4AWG			
C-125	1 1/4	9 1/8	2 3/8	2 5/8	7 1/4	32.0	3 #2AWG			
C-150	1 1/2	9 3/4	2 3/8	2 3/4	7 1/4	36.0	3 #1AWG			
C-200	2	11 7/8	3 3/8	3 1/2	9 3/8	70.0	3 #2/0AWG			
C-250	2 1/2	15 1/8	4 3/8	4	12 3/8	153.0	3 #4/0AWG			
C-300	3	15 1/8	4 3/8	4 3/4	12 3/8	181.0	3 #4/0AWG			
C-350	3 1/2	18 3/8	5 1/2	5 1/2	15	290.0	3 #350MCM			
C-400	4	18 3/8	5 1/2	5 3/8	15	320.0	3 #350MCM			