

CONNECTOR BLOKS™
Single Primary
Multiple Secondary
Connector Blocks
 AS, AM, AL SERIES



SINGLE PRIMARY, MULTIPLE SECONDARY

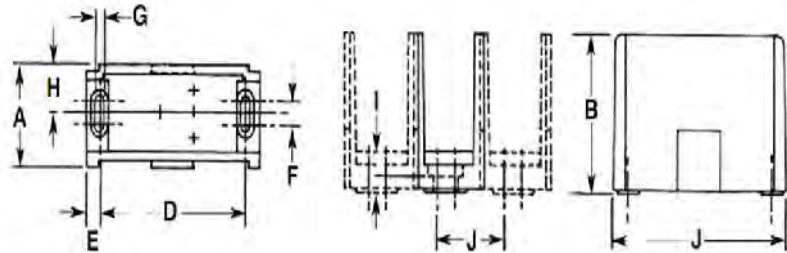


- Each block can stand alone or combine with other blocks to form a multi-block set.
- Add as many holes as you need, in any configuration you want!
- There are no end pieces or connector pieces to fool around with.
- The connector body is made from high strength, high conductivity aluminum alloy and is mounted in a high strength glass-filled polyester base.
- Default SCCR Rating 10,000 Amps.


















CONNECTOR BLOK COVERS



- See-through clear acrylic covers permit visual inspection.
- Snaps easily into place.
- Just three sizes fit all styles and configurations of Connector Bloks*.





CONFIGURATION		CAT. NO.	AMPS PER POLE	LENGTH	HEIGHT	WIDTH	STD. PKG. QTY.	STD. CTN. QTY.
LINE SIDE	LOAD SIDE							
 2/0-14 AWG	 4-14 AWG	AS-K1-H4	175	2.900	2.340	1.040	1	3
 2/0-14 AWG	 4-14 AWG	AS-K1-H6	175	2.900	2.340	1.040	1	3
 350MCM-6 AWG	 4-14 AWG	AM-P1-H6	310	4.000	2.620	1.710	1	3
 350MCM-6 AWG	 4-14 AWG	AM-P1-H12	310	4.000	2.620	1.710	1	3
 350MCM-6 AWG	 2/0-14 AWG	AL-P1-K6	310	5.500	3.250	2.900	1	3
 500MCM-4 AWG	 4-14 AWG	AM-R1-H12	380	4.000	2.620	1.710	1	3
 500MCM-4 AWG	 2/0-14 AWG	AL-R1-K6	380	5.500	3.250	2.900	1	3
 500MCM-4 AWG	 4/0-6 AWG	AL-R1-M4	380	5.500	3.250	2.900	1	3
 1000-250 MCM	 2/0-14 AWG	AL-V1-K6	545	5.500	3.250	2.900	1	1

CAT. NO.	FOR USE WITH CONNECTOR BLOCKS SERIES WITH PREFIX	STD. CTN. QTY.
CS	AS*	12
CM	AM	9
CL	AL	6

*Not suitable for use with Catalog No. AS-K2-H6. AS-K2-K2 and AS-K1-H6.

CONNECTOR BLOKS™
Multiple Primary
Multiple Secondary
Connector Blocks
 AS, AM, AL SERIES



SINGLE PRIMARY, MULTIPLE SECONDARY

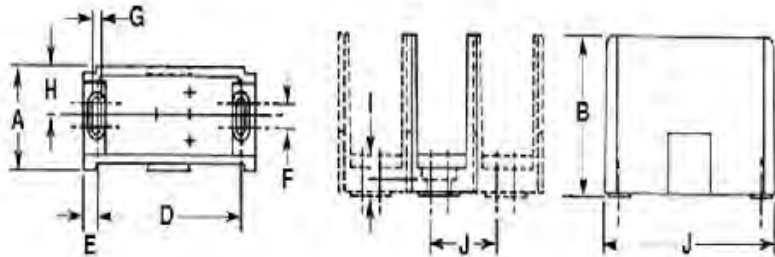


- Compact.
- Versatile.
- 90 °C.
- 600V.
- Durable.
- High-impact bases.
- One-piece connectors.
- No assembly on job site.
- Default SCCR Rating 10,000 Amps.



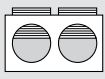

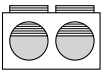

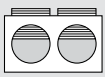

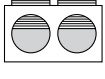

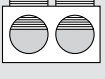

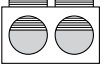
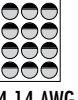
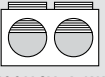



CONNECTOR BLOK COVERS



- See-through clear acrylic covers permit visual inspection.
- Snaps easily into place.
- Just three sizes fit all styles and configurations of Connector Bloks*.





CONFIGURATION		CAT. NO.	AMPS PER POLE	LENGTH	HEIGHT	WIDTH	STD. PKG. QTY.	STD. CTN. QTY.
LINE SIDE	LOAD SIDE							
 2/0-14 AWG	 4-14 AWG	AS-K2-H6	350	2.900	2.340	1.040	1	3
 2/0-14 AWG	 4-14 AWG	AM-K2-H6	350	4.000	2.620	1.710	1	3
 2/0-14 AWG	 4-14 AWG	AM-K2-H12	350	4.000	2.620	1.710	1	3
 2/0-14 AWG	 2-14 AWG	AM-K2-I6	350	4.000	2.620	1.710	1	3
 350MCM-6 AWG	 4-14 AWG	AL-P2-H12	620	5.500	3.250	2.900	1	3
 350MCM-6 AWG	 2/0-14 AWG	AL-P2-K6	620	5.500	3.250	2.900	1	3
 500MCM-4 AWG	 4-14 AWG	AL-R2-H12	760	5.500	3.250	2.900	1	3
 500MCM-4 AWG	 2/0-14 AWG	AL-R2-K6	760	5.500	3.250	2.900	1	3
 500MCM-4 AWG	 4/0-6 AWG	AL-R2-M4	760	5.500	3.250	2.900	1	3

CAT. NO.	FOR USE WITH CONNECTOR BLOCKS SERIES WITH PREFIX	STD. CTN. QTY.
CS	AS*	12
CM	AM	9
CL	AL	6

*Not suitable for use with Catalog No. AS-K2-H6. AS-K2-K2 and AS-K1-H6.

CONNECTOR BLOKS™
Splice Reducer
Primary Secondary
Connector Blocks
 AS, AM, AL SERIES



SINGLE PRIMARY, MULTIPLE SECONDARY

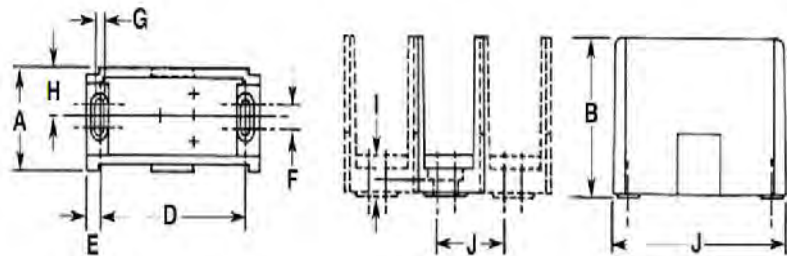


- Compact.
- Versatile.
- 90 °C.
- 600V.
- Durable.
- High-impact bases.
- One-piece connectors.
- No assembly on job site.
- Default SCCR Rating 10,000 Amps.

















CONNECTOR BLOK COVERS



- See-through clear acrylic covers permit visual inspection.
- Snaps easily into place.
- Just three sizes fit all styles and configurations of Connector Bloks*.





CONFIGURATION		CAT. NO.	AMPS PER POLE	LENGTH	HEIGHT	WIDTH	STD. PKG. QTY.	STD. CTN. QTY.
LINE SIDE	LOAD SIDE							
 2-14 AWG	 2-14 AWG	AS-I1-I1	115	2.900	2.340	1.040	1	3
 2/0-14 AWG	 2/0-14 AWG	AS-K1-K1	175	2.900	2.340	1.040	1	3
 250MCM-6 AWG	 250MCM-6 AWG	AM-N1-N1	310	4.000	2.620	1.710	1	3
 350MCM-6 AWG	 350MCM-6 AWG	AM-P1-P1	350	4.000	2.620	1.710	1	3
 500MCM-4 AWG	 500MCM-4 AWG	AM-R1-R1	380	4.000	2.620	1.710	1	3
 2/0-14 AWG	 2/0-14 AWG	AS-K2-K2	350	2.900	2.340	1.040	1	3
 350MCM-6 AWG	 350MCM-6 AWG	AL-P2-P2	620	5.500	3.250	2.900	1	3
 500MCM-4 AWG	 500MCM-4 AWG	AL-R2-R2	760	5.500	3.250	2.900	1	3

CAT. NO.	FOR USE WITH CONNECTOR BLOCKS SERIES WITH PREFIX	STD. CTN. QTY.
CS	AS*	12
CM	AM	9
CL	AL	6

*Not suitable for use with Catalog No. AS-K2-H6. AS-K2-K2 and AS-K1-H6.