




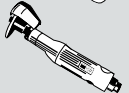


MACHINE INDEX


RIGHT ANGLE/VERTICAL SHAFT PORTABLE GRINDERS

	Depressed Center Grinding Wheels, Notchers,	8-17
	Saucers and Type 29 Wheels	
	Right Angle Grinder Reinforced Cut-off Wheels,	22-23
	Type 01 and Type 27	
	Coated Abrasive Fiber Discs	68-73
	Coated Abrasive Flap Discs	74-80
	Coated Abrasive Paper Discs	81-91
	Coated Abrasive Film and Foam Finishing Discs	92-93
	Flexible Diamond PSA & Quick-Change Discs	97
	Coated Abrasive Quick-Change Discs	98-106
	Non-Woven Depressed Center Wheels	172-175
	Non-Woven Discs	176-185
	Non-Woven Abrasive Brushes	187
	Wire Brushes	210


HORIZONTAL/STRAIGHT SHAFT PORTABLE GRINDERS

	Small Diameter Reinforced Cut-off	18-21
	Wheels (1-1/2"-6" wheels)	
	Cones and Plugs	38, 40
	Snagging Straight Wheels	38-39
	Mounted Points	46-50
	Coated Abrasive Flap Wheels with	143
	Arbor Holes (3-1/2"-5" wheels)	
	Non-Woven Disc Wheels	186
	Non-Woven Unified Wheels	190-194
	Non-Woven Flap Wheels	201-203
	Wire Brushes	210

RIGHT ANGLE/VERTICAL SHAFT PORTABLE CUP GRINDERS

	Snagging Cup Wheels	38-39
	Wire Cup Brushes	208-209


PORTABLE CIRCULAR SAWS

	Circular Saw Reinforced Cut-off Wheels	24
---	--	----

HAND-HELD GAS OR ELECTRIC SAWS

	High Speed Reinforced Cut-off Wheels	25-26
	Rail Reinforced Cut-off Wheels	27


WALK-BEHIND SAWS

	Reinforced Cut-off Wheels	28
	Wire Brushes	210

CHOP SAW MACHINES

	Chop Saw Reinforced Cut-off Wheels	29-31
---	--	-------


STATIONARY CHOP STROKE MACHINES

	Large Diameter Reinforced Cut-off Wheels	32
---	--	----

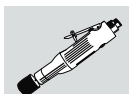
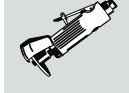
FLEXIBLE SHAFT MOTORS

	Non-Woven Rapid Strip Wheels	190-191
	Non-Woven Unified Wheels	190-194



DRILLS

	Small Diameter Reinforced Cut-off Wheels	18-21
	(2" and 3" wheels with mandrel)	
	Coated Abrasive Small Diameter Flap Wheels	136-142
	Sand-O-Flex Wheels	147
	Non-Woven Surface Stripping & Unified Wheels	190-194


DIE AND PENCIL GRINDERS

	Mounted Points	46-50
	Coated Abrasive Small Diameter Flap Wheels	136-143, 146
	Coated Abrasive Specialties	148-162
	Non-Woven Disc Wheels	186
	Non-Woven Flap Wheels (2"-4" wheels)	201-202
	Non-Woven Surface Stripping and	190-194
	Unified Wheels (1"-4" wheels)	
	Wire Brushes	210-211


BENCH AND PEDESTAL GRINDERS

	Vitrified Bench and Pedestal Wheels	43-45
	Coated Abrasive Large Diameter Flap Wheels	143-146
	Sand-O-Flex Wheels	147
	Non-Woven Discs (6"-12" discs)	186
	Non-Woven Unified Wheels (6" wheels)	190-194
	Non-Woven Convolute Wheels (6"-14" wheels)	195-198
	Non-Woven Flap Wheels (6"-8" wheels)	201, 203
	Wire Brushes	209


ORBITAL SANDERS

	Coated Abrasive Paper Discs	81-91
	Film and Foam Finishing Discs	92-93
	Coated Abrasive Small Diameter Cloth PSA Discs	94-95
	Flexible Diamond PSA Discs	97

JITTERBUG SANDERS

	Coated Abrasive Sheets and Rolls	107-115
	Non-Woven Rolls	188-189

STATIONARY DISC SANDERS

	Coated Abrasive Large Diameter Cloth	94, 96
	PSA Discs (10"-24" discs)	

PORTABLE FILE BELT SANDERS

	Coated Abrasive File Belts	119-121, 133
	Non-Woven File Belts	199-200

PORTABLE BELT SANDERS

	Coated Abrasive Portable Belts	122-123
	Non-Woven Portable Belts	199-200


IN-LINE DRUM SANDERS

	Coated Abrasive Portable Belts	122-123
	Non-Woven Portable Belts	199-200


BENCHSTAND GRINDERS

	Coated Abrasive Benchstand Belts	124-129, 134-135
	Non-Woven Benchstand Belts	199-200


BACKSTAND BELT GRINDERS

	Coated Abrasive Backstand Belts	124-125, 129, 134-135
	Non-Woven Backstand Belts	199-200

HAND FINISHING APPLICATIONS

	Sharpening Stones and Rubbing Bricks	51-65
	Coated Abrasive Paper Discs	91
	Coated Abrasive Sheets, Rolls and Sponges	107-117
	Flexible Diamond Hand Pads	118
	Non-Woven Hand Pads, Rolls and Sponges	188-189
	Wire Brushes	211
	Micro-Fiber Cloths, Masking Tape	212-213

SANDING BOARDS

	Sanding Boards and Coated Abrasive File Strips	111
---	--	-----

STATIONARY SAW REINFORCED CUT-OFF

MACHINE USED



CATEGORY DEFINITION

The Norton stationary saw reinforced cut-off wheel line consists of Type 01 straight 10" - 24" wheels, designed to fit on fixed-base stationary saws that are free-standing or mounted on a workbench.

APPLICATIONS:	Primary applications are cutting of all metal parts (flat stock, bars, studs, pipes, tubes, angle iron, cable), wire rope and hydraulic hose used in fabrication, construction and plant maintenance.
SIZE RANGE:	10" – 20" diameter
THICKNESS RANGE:	3/32", 1/8", 5/32", 3/16"
ABRASIVE GRAIN:	Zirconia Alumina/Aluminium Oxide Blend, Aluminum Oxide, Silicon Carbide
SHAPE:	Type 01 Straight

CROSS REFERENCE GUIDE

TOTAL PERFORMANCE

INITIAL PRICE

SPECIALTY

NORTON	BETTER		GOOD			GOOD
	BlueFire	Gemini Free Cut	Gemini Long Life	Gemini Rapid Cut*	Norton Masonry	
Abmast	Z 24 R3	A 30 R	—	—	—	AC 24 R3
Brilliant	—	GP Fast Cut	GPX Long Life	XL, XLX	—	—
Bullard	—	A30-R	A30-T	A300	C20R	—
Camel	ZA24-R	A24-R, A46-T	—	—	C24-R	WA24-S
Flexovit	—	A30RB Multi Purpose	A30SB Long Life, A24TB Long Life	—	C24RB	AC24PB Heavy Duty
Metabo	—	A30N, A30R	A30S, A30V	—	C30S	—
Pearl	SRT36	A30P Premium, A30Q Silver Line	A30S Premium, A36R Premium	—	C24 Silver Line	—
Pferd	ZA 24 Q/R SG-HD	A 24 N/P SG-HD	A 24 Q/S SG-HD	—	C 24 0 SG	—
Sait	—	A24N, A36R	A24R	—	C24R	—
Tyrolit	—	A30BF	—	—	C30BF	—
Walter	—	A-24-FC	A-24-RIP	—	—	—

* FOR BURR-FREE APPLICATIONS, PLEASE SEE CENTRALLY-REINFORCED BLUEFIRE RAPID CUT AND GEMINI RAPID CUT WHEELS IN CHOP SAW CUT-OFF WHEEL SECTION OR AT WWW.NORTONABRASIVES.COM

** FOR FOUNDRY AND OTHER PRODUCTION CUT-OFF WHEELS, PLEASE REFER TO THAT SECTION OF THIS NORTON FULL LINE CATALOG #7362 OR AT WWW.NORTONABRASIVES.COM

AVAILABILITY

TIER:						
	BETTER	GOOD	GOOD	GOOD		
TRADENAME:	NORTON BLUEFIRE	NORTON GEMINI FREE CUT	NORTON GEMINI LONG LIFE	NORTON MASONRY		
SHAPE:	Type 01	Type 01	Type 01	Type 01		
ABRASIVE:	Zirconia Alumina/Aluminum Oxide	Aluminum Oxide	Aluminum Oxide	Silicon Carbide		
MATERIAL:	STAINLESS	STAINLESS	STAINLESS	MASONRY		
	STEEL/METAL	STEEL/METAL	STEEL/METAL	MASONRY		
SIZE (D x T x H)	MAX. RPM	STD. PKG.	PART #	PART #	PART #	PART #
Type 01 Straight Cut-off						
10 x 3/32 x 5/8	6,110	10	66252843248	66253106101 FC	66253106102 LL	
	6,110	5				07660789391
12 x 1/8 x 1	5,095	10	66252843249		66253207548 LL	
	5,095	5				07660789350
14 x 1/8 x 1	4,365	10	66252843251	66253306609 FC	66253306611 LL	
	4,365	5				07660789353
16 x 1/8 x 1	3,820	10		66253422942		70184623029
16 x 5/32 x 1	3,820	10	66252843255	66253410183 FC	66253410184 LL	
18 x 5/32 x 1	3,015	10		66253410185 FC		
20 x 5/32 x 1	2,710	5	66252843258 FC	69078609031 FC	69078609032 LL	
	2,710	5	66252843259 LL			
20 x 3/16 x 1	2,710	5		69078609033 FC	69078609034 LL	

CUT-OFF WHEEL DESCRIPTION CODES

BLANK = ALL PURPOSE **FC** = FREE CUT **LL** = LONG LIFE **■** = STAINLESS **■** = STEEL / METAL **■** = MASONRY