

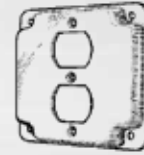
Finished Covers

4"

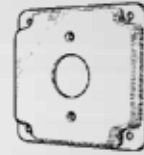
- Fully depressed corners for easier, faster mounting.
- Additional screwholes on duplex receptacles to meet NEC requirement.
- Also available unfinished in galvanized steel. Add suffix "U".
- Special 4" raised covers available (please use item no. 11441).



No. 11401



No. 11402



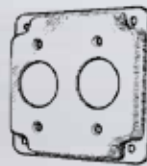
No. 11403



No. 11410



No. 11411



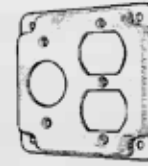
No. 11412




No. 11413



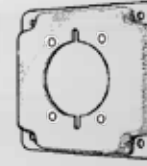
No. 11414



No. 11415




No. 11421



No. 11422

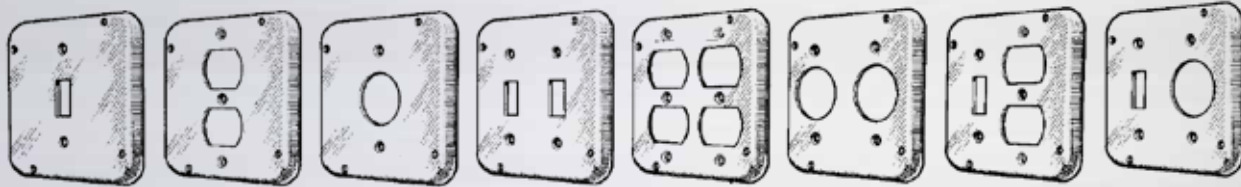
Catalog No.	Description	Carton Quantity	Weight Per 100 Units
11400	Blank	50	38 lbs.
11401	1 Toggle	50	39 lbs.
11402	1 Duplex	50	35 lbs.
11403	1 Single Receptacle	50	36 lbs.
11410	2 Toggle Switches	50	38 lbs.
11411	2 Duplex Receptacles	50	31 lbs.
11412	2 Single Receptacles	50	34 lbs.
11413	Toggle / Duplex	50	35 lbs.
11414	Toggle / Single Receptacle	50	36 lbs.
11415	Duplex / Single Receptacle	50	32 lbs.
11421	1.620" dia. 20A TL Receptacle	50	35 lbs.
11422	2.125" dia. Range/Dryer Receptacle For Leviton nos. 278 and 279	50	33 lbs.



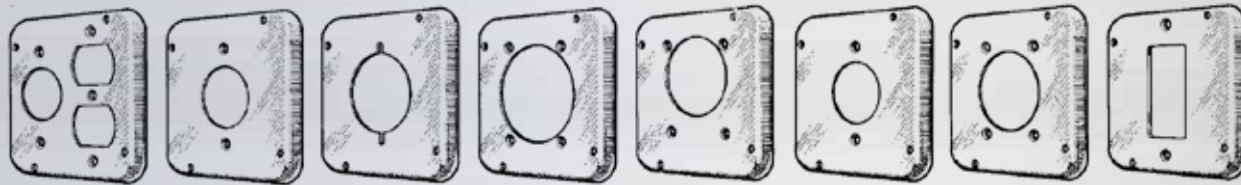
Finished Covers

4-11/16"

4-11/16 INCH SQUARE RAISED COVERS



No. 11501 No. 11502 No. 11503 No. 11510 No. 11511 No. 11512 No. 11513 No. 11514



No. 11515 No. 11521 No. 11522 No. 11523 No. 11524 No. 11525 No. 11526 No. 11532

Catalog No.	Description	Carton Quantity	Weight Per 100 Units
11500	Blank	25	53 lbs.
11501	Toggle	25	51 lbs.
11502	Duplex	25	48 lbs.
11503	1 Single Receptacle	25	50 lbs.
11510	2 Toggle Switches	25	52 lbs.
11511	2 Duplex Receptacles	25	45 lbs.
11512	2 Single Receptacles	25	49 lbs.
11513	Toggle / Duplex	25	47 lbs.
11514	Toggle / Single Receptacle	25	52 lbs.
11515	Duplex / Single Receptacle	25	46 lbs.
11521	1.620" dia. 20A TL Receptacle	25	49 lbs.
11522	2.125" dia. Range/ Dryer Receptacle	25	47 lbs.
11523	2.480" dia. Power Outlet	25	45 lbs.
11524	2.165" dia. Power Outlet	25	46 lbs.
11525	1.730" dia. Power Outlet	25	48 lbs.
11526	2.625" dia. Power Outlet	25	43 lbs.
11527	2.275" dia. Power Outlet	25	46 lbs.
11528	2.255" dia. Power Outlet	25	48 lbs.
11529	2 1.620" dia. 20A TL Receptacles	25	46 lbs.
11532	1 GFCI Receptacle	25	47 lbs.
11533	2 GFCI Receptacles	25	40 lbs.
11535	1 Duplex / 1 GFCI Receptacle	25	45 lbs.
11536	1 Toggle Switch / 1 GFCI Receptacle	25	47 lbs.
11538	Duplex / 1.620" dia. TL Receptacle	25	46 lbs.

- Additional screwholes meet NEC requirement and mount to ears on any box.
- Also available unfinished in galvanized steel. Add suffix "U".
- Special 4-11/16" raised covers available (please use item no. 11541).

