



CAT V-Flange Tooling



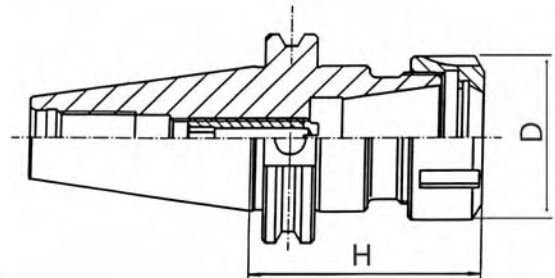
ER COLLET CHUCKS

ER Collet Chucks

- Through the spindle coolant capability
- Wrenches sold separately



Standard Projection



Stubby
Part Number:
7-188-130

Type 7607

Taper Size	Part Number	Balanced 15000 RPM G 6.3 Part Number	Balanced 20000 RPM G 2.5 Part Number	Collet Type	Clamping Range	D	H	Wt lbs	Nut	Wrench
									Part Number	
40	-	7-188-003	-	ER 11	1/32-1/4	.73	2.5	2.2	7-188-811	7-188-911
	-	7-188-006	-				4	2.6		
	7-188-415	7-188-009	7-188-109	ER 16	1/8-7/16	1.10	2.5	2.8	7-178-816	7-178-916
	7-188-417***	7-188-012	-				3	2.9		
	7-188-418	7-188-015	7-188-115				4	3.2		
	7-188-420	7-188-018	-	ER 20	1/8-1/2	1.38	2.5	3.4	7-188-820	7-188-916
	7-188-422	7-188-021	-				4	3.6		
	7-188-424	7-188-024	-	ER 25	1/8-5/8	1.65	2.5	4.0	7-188-825	7-188-925
	7-188-426	7-188-025	-				4	4.5		
	-	-	7-188-130*	ER 32	1/8-3/4	1.42*	1.14	1.55	7-188-833	7-188-933
	7-188-430	7-188-030	-				2.5	6.2		
	7-188-431***	7-188-033	7-188-133				3	6.3		
	7-188-432	7-188-036	-	ER 40	1/8-1	2.4	4	6.8	7-188-832	7-188-932
	-	7-188-039	-				5	3.7		
	7-188-443	7-188-041	7-188-141Q				2.5	11.0		
	7-188-440	7-188-044	7-188-144	4	12.0	7-188-840	7-180-930			
	-	7-188-047	-	5	4.4					
	7-188-446	-	-	6	5.15					
50	7-188-510	-	-	ER 16	1/8-7/16	1.30	6	8.0	7-178-816	7-178-916
	7-188-520	-	-	ER 20	1/8-1/2	1.38	4	7.7	7-188-820	-
	7-188-525	-	-	ER 25	1/8-5/8	1.65	6	8.4	7-188-825	7-188-925
	7-188-532	7-188-210**	-	ER 32	1/8-3/4	1.97	6	9.1	7-188-832	7-188-932
	7-188-543	-	-	ER 40	1/8-1	2.4	2.5	15.9	7-188-840	7-180-930
	7-188-545	-	-				4	16.9		

* Stubby, see picture above

** Balanced 12000 RPM G6.3 for ER 32 only

ER 11 and 16
Nut and Wrench



ER 20 thru 40
Nut and Wrench



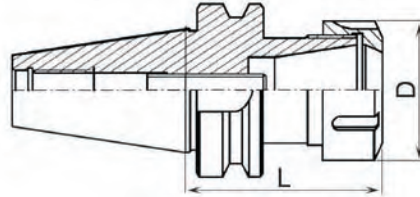


ER Collet Chucks

- Completely interchangeable with all ISO Compliant ER Collets
- Produced according to AT3 specifications
- Collet seat taper T.I.R. < .0002"
- Made of alloy forged steel for a long durable service life
- Through spindle coolant capability
- Hardened to RC 52-56 and ground to ensure maximum accuracy
- For Individual ER Collets see pages 198-199
- Draw Bar Threads:

BT 30	M12 x 1.75
BT 40	M16 x 2
BT 50	M24 x 3

Regular Length



ER 11 and ER 16 are provided with hex nut

Type 7626

Taper Size	Part Number	Balanced 15000 RPM G6.3 PartNumber	Collet Type	Clamping Range	L		D	Nut Part Number	Wrench Part Number	
					inches					
BT 30	7-178-311	—	ER 11	.019 to .275	2.00	0.75	7-188-811	7-188-911		
	7-178-312	—			4.00	0.75				
	7-178-320	—	ER 20	.039 to .511	2.50	1.38			7-188-821	7-188-916
	7-178-325	—	ER 25	.039 to .629	2.00	1.65			7-188-825	7-188-925
	7-178-332	—	ER 32	.078 to .787	3.00	1.97			7-188-832	7-188-932
BT 40	—	7-178-014	ER 16	1/32 to 25/64	3.55	1.10	7-178-816	7-178-916		
	7-178-425	7-178-025	ER 25	.047 to .625	2.36	1.65	7-188-825	7-188-925		
	7-178-432	7-178-032	ER 32	1/8 to 3/4	2.75	2.00	7-188-832	7-188-932		
	7-178-434	7-178-042			4.00					
	7-178-436	—			6.00					
	7-178-442	—	ER 40	1/8 to 1	2.75	2.50	7-188-840	7-180-930		
	7-178-444	—			4.00					
	7-178-446	—			6.00					
	7-178-449	—			2.75				2.50	
BT 50	7-178-532	7-178-132	ER 32	1/8 to 3/4	2.75	2.00	17 Piece Set	17 Piece Set		
	7-178-542	7-178-142	ER 40	1/8 to 1	3.15	2.50	7-188-832	7-188-932		
	7-178-549	—					17 Piece Set	17 Piece Set		

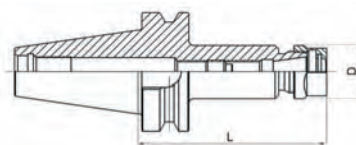
ER 20 - ER 40



17 Piece ER Collet Chuck Set



Extension Type



Type 7626-5

Taper Size	Part Number	Collet Type	Clamping Range	L		D	Nut Part Number	Wrench Part Number
				inches				
BT 30	7-178-316	ER 16	.019 to .406	2.36	1.26	7-178-816	7-178-916	
	7-178-317			4.00				
BT 40	7-178-414	ER 16	.031 to .391	3.94	1.10	7-178-816	7-178-916	
	7-178-416			5.91				
BT 50	7-178-514	ER 16	.031 to .391	3.94	1.10	7-178-816	7-178-916	
	7-178-516			5.91				

ER 11 - ER 16





ER Collet Chucks and Collet Chuck Sets

- All collet chucks come with a nut
- Wrenches sold separately

Each set includes:

- Collet Chuck
- Collets
- 1 Wrench
- 1 Nut
- Wooden case



English

Collet Type	Chuck Part Number	Set Part Number	Shank Size	Overall Length	Collet Sizes	Nut Part Number	Wrench Part Number
ER 11	7-171-1105	7-171-1115	1/2	6.2	1/32, 1/16, 3/32, 1/8, 3/16, 7/32, 1/4	7-171-951	7-171-961
	7-171-1106	7-171-1116	5/8				
ER 16	7-171-1606	7-171-1616	5/8	6.0	1/8, 3/16, 7/32, 1/4, 5/16, 11/32, 3/8	7-171-966	7-171-976
	7-171-1607	7-171-1617	3/4	6.5			
ER 20	7-171-2007	7-171-2017	3/4	5.5	1/8, 3/16, 7/32, 1/4, 5/16, 11/32, 3/8, 13/32, 7/16, 1/2	7-188-821	7-171-982
	7-171-2009	7-171-2019	1				
ER 25	7-171-2303	7-171-2313	3/4	6.5	1/8, 3/16, 7/32, 1/4, 5/16, 11/32, 3/8, 13/32, 7/16, 1/2, 17/32, 9/16	7-188-825	7-188-925
	7-171-2305	7-171-2315	1				
ER 32	7-171-3008	7-171-3108	R8	6-1/4	1/8, 3/16, 1/4, 5/16, 3/8, 7/16, 1/2, 9/16, 5/8, 11/16, 3/4	7-188-832	7-188-932
	7-171-303	7-171-313	NMTB 30	5-1/16			
	7-171-304	7-171-314	NMTB 40	6-1/16			
	7-171-3003	7-171-3103	MT-3				
	7-171-3001	7-171-3101	1	3-3/4			
ER 40	7-171-4008	7-171-4108	R8	6-1/2	1/8, 3/16, 1/4, 5/16, 3/8, 7/16, 1/2, 9/16, 5/8, 11/16, 3/4, 13/16, 7/8, 15/16, 1	7-188-840	7-180-930
	7-171-404	7-171-414	NMTB 40	6-1/16			
	7-171-405	7-171-415	NMTB 50	7-3/4			
	7-171-4001	7-171-4101	1	4-1/2			
	7-171-4002	7-171-4102	1-1/4	4-3/4			

Spare Parts

ER 11 and ER 16



ER 20



ER 25 - ER 40





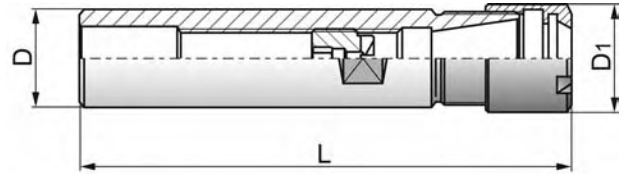
Collets



ER Collet Chucks with Cylindrical Shanks



ER11 and ER16



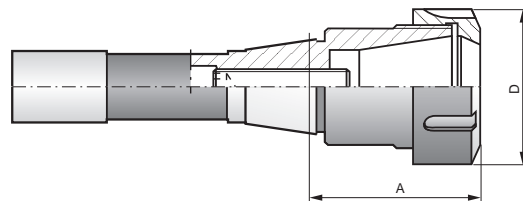
Type 7812

Collet Type	Shank Size D	Part Number	L	D1	Nut Part Number		Wrench Part Number	
ER 11	1/2"	7-171-1105	6.2	.630	7-171-951		7-171-961	
	5/8"	7-171-1106						
ER 16	5/8"	7-171-1606	6.0	.875	7-171-966		7-171-976	
	3/4"	7-171-1607	6.5					
ER 20	3/4"	7-171-2007	5.5	1.338	7-188-821		7-171-982	
	1"	7-171-2009						
ER 25	3/4"	7-171-2303	6.5	1.650	7-188-825		7-188-925	
	1"	7-171-2305						
ER 32	1"	7-171-3001	3.75	1.97	7-188-832		7-188-932	
ER 40	1"	7-171-4001	4.50	2.48	7-188-840		7-180-930	
	1-1/4"	7-171-4002	4.75					

ER Collet Chucks with R8 Shanks



ER 16 Hex Nut
ER 20 - 40 Round Nut



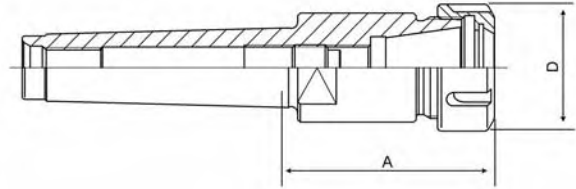
Type 7814

Collet Type	Shank Size	Part Number	A	D	Nut Part Number	Wrench Part Number
ER 16	R8	7-171-1608	1.49	1.26	7-178-816	7-178-916
ER 20		7-171-2008	1.77	1.38	7-188-820	7-188-920
ER 25		7-171-2508	1.97	1.65	7-188-825	7-188-925
ER 32		7-171-3008	2.28	1.97	7-188-832	7-188-932
ER 40		7-171-4008	2.36	2.48	7-188-840	7-180-930

Draw Bar Thread
7/16"-20



ER Collet Chucks with MT Shanks



Type 7711



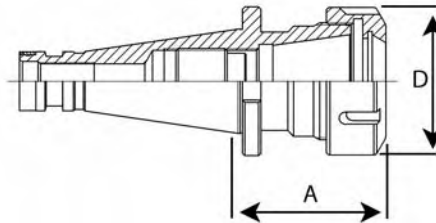
Collet Type	Shank Size	Part Number	A	D
ER 32	MT 3	7-171-3003	2.894	1.97

Nut Part Number
7-188-832

Wrench Part Number
7-188-932

Draw Bar Thread
MT3 3/8"-16

ER Collet Chucks with NST/NMTB QC Shanks



Type 7616

Collet Type	Shank Size	Part Number	A	D	Shank Type
ER 16	30	7-171-173	2.00	1.26	NMTB and NST
ER 32		7-171-303	2.50	1.97	NMTB and NST
		7-171-3030	2.36		NST pny
ER 40	7-171-403	3.50	2.48	NMTB and NST	
ER 16	40	7-171-174	2.50	1.26	NMTB and NST
		7-171-1740	2.36		NST pny
ER 25		7-171-264	2.50	1.65	NMTB and NST
		7-171-2640	2.36		NST pny
ER32	40	7-171-304	3.00	1.97	NMTB and NST
		7-171-3040	2.75		NST pny
ER 40	40	7-171-404	2.50	2.48	NMTB and NST
		7-171-4040	2.36		NST pny
ER 40	50	7-171-405	2.75	2.48	NMTB and NST

Nut Part Number
7-178-816
7-188-832
7-188-840
7-178-816
7-188-825
7-188-832
7-188-840
7-188-840

Wrench Part Number
7-178-916
7-188-932
7-188-932
7-178-916
7-188-925
7-188-932
7-180-932
7-180-932

Draw Bar Thread
#30 1/2"-13
#40 5/8"-11
#50 1" -8

ER 16

ER 25 - 40

