



















Accessories	
 <p>630828000 Dust extraction kit for up to 3/4" capacity corded and cordless drills, hammer drills and SDS-Plus rotary hammers. Includes 43 mm & 50 mm handles, hose and 2 vacuum adaptors.</p>	 <p>623371000 SDS-Max to SDS Plus adaptor</p>
 <p>630829000 Dust extraction accessory Dustless drilling up to 9/16" dia. Dual suction chamber collects dust while allowing full suction to adhere to walls or ceilings</p> <p>NEW</p>	 <p>630276000 Spline to SDS-Plus adaptor</p>
 <p>631591000 Dust extraction device for hammer drills and SDS hammers with depth stop for 5/8" - 1 9/16" diameter bits. Requires 631594000.</p>	 <p>676293000 SDS-Max to Spline adaptor</p> <p>NEW</p>
 <p>631594000 Support handle (goes with 631590000 & 631591000) for fitting the dust-extraction devices on the collar of the tool.</p>	 <p>676137000 Spline to SDS-Max adaptor</p>
 <p>631592000 Vacuum hose 15' long with 30mm internal diameter and 35mm external diameter connecting pieces. Requires 630316000 or 631593000 adaptor.</p>	 <p>630928000 SDS chuck adaptor 1/2 x 20 threads. Use it to mount specialty chucks and accessories on Metabo SDS rotary hammers.</p>
 <p>630316000 Adaptor Used for connecting 631592000 vacuum hose to standard 2 1/4" vacuum inlets.</p>	 <p>631285000 SDS chuck adaptor Suitable for drilling applications only. For use with most 1/2 x 20 thread chucks on all Metabo SDS rotary hammers (includes clamping bushing for 1/4" hex accessories).</p>
 <p>631593000 Adaptor Used for connecting 631592000 vacuum hose to standard 1 1/4" vacuum inlets.</p>	 <p>631921000 Quick-action drill chuck For use with the KHE-D28.</p>
 <p>600890000 Drill Stand Adjustable depth guide. Tool clamp dia.: 43 mm Stroke: 2 9/16" Distance - center to column: 6 1/2" Base dimensions: 8 5/8" x 8 3/8"</p>	 <p>631930000 Quick-action drill chuck For use with the UHE2850.</p>
	 <p>631920000 SDS Plus chuck For use with the KHE-D28.</p>
	 <p>316046990 SDS Plus chuck For use with the UHE2850.</p>