





INSTALLATION ACCESSORIES – SIZE 2


Unless indicated otherwise, accessories can be used with either poly or metal plugs and receptacles.


HANDLES

POLY HANDLE w/NPT		Part #	
	1/2"	512P0N05	Finger draw plates are recommended for easier connector closure on cord to cord assemblies.
	3/4"	512P0N07	
	1"	512P0N10	
	1 1/4"	512P0N12	

HANDLE w/CORD GRIP w/NPT	Poly	Metal
	.625 - .750"	712P0CP4 792P0CS4
	.770 - .875"	712P0DP2 792P0DS1
	.870 - 1.000"	712P0DP3 792P0DS3

STAINLESS STEEL HANDLE w/NPT		
	3/4"	7X2P0N07
	1"	7X2P0N10

NYLON HANDLE w/Cable Range		
	.20 - .83"	512P0D21


POLY HANDLE W/CLAMP & BUSHING w/Cable Range		
	.750 - .875"	712P0S14
	.875 - 1.000"	712P0S16
	1.000 - 1.125"	712P0S18
	1.125 - 1.250"	712P0S20
	1.250 - 1.375"	712P0S22

i


Cable Range	NPT	Cable Range	NPT
.312 - .625	1/2"	.660 - 1.000	1"
.438 - .812	3/4"	.875 - 1.375"	1 1/4"


NPT sizes are determined by the cable diameter and third party cord grip.


ANGLES

NYLON ANGLE		
	30°	512M3


METAL ANGLE		
	0°	592M0


	30°	592M3
---	-----	-------


	FS/FD Box 30°	792M3FS	* Base measures approximately 4.2" x 2.7". Due to the variation in sizes of FS boxes, please verify that your FS box matches our dimensions, if not call Customer Service for other solutions.
---	---------------	---------	--


STAINLESS STEEL ANGLE		
	30°	7X2M3


BOXES

POLY CONDUIT ENTRY w/NPT		Part #	
	30° 1/2"	512B3N05	For poly devices only * Interior volume with receptacle installed.
	30° 3/4"	512B3N07	

POLY WALL BOX w/NPT			
	70° 1/2" - 1 1/4"	512C7000	70° poly boxes are not drilled. Contact customer service if factory drilled is required. * Interior volume with receptacle installed.

POLY ANGLE WITH ALUMINUM WALL BOX w/NPT			
	70° 1/2"	712C7N05	* Interior volume with receptacle installed.
	70° 3/4"	712C7N07	
	70° 1"	712C7N10	
	70° 1 1/4"	712C7N12	


METAL BOX w/NPT		
	0° 1/2"	7T1F0N05
	0° 3/4"	7T1F0N07
	0° 1"	7T1F0N10
	0° 1 1/4"	7T1F0N12

METAL BOX WITH NYLON ANGLE w/NPT			
	30° 1/2"	712C3N05	For metal angle, replace "71" prefix with "79". * Interior volume with receptacle installed.
	30° 3/4"	712C3N07	
	30° 1"	712C3N10	
	30° 1 1/4"	712C3N12	

STAINLESS STEEL BOX w/NPT		
	0° 1"	7X1F0N10

STAINLESS STEEL w/STAINLESS STEEL ANGLE w/NPT		
	30° 3/4"	7X2C3N07
	30° 1"	7X2C3N10


MISCELLANEOUS ACCESSORIES

FINGER DRAWPLATES		
	61-3A346	Set of Two (2) Recommended for cord to cord assembly applications, for easier connector closure.

PROTECTIVE CAP		
	61-3A426	For Male Devices Only.

PADLOCKABLE PLUG CAP		
	61-3A826	For Male Devices Only.

MULTI-CONTACT REMOVAL TOOL		
	9-LD12-37	

CRIMPER TOOL (GREENLEE OR EQUAL)		
	4CN30	

EUROPEAN CRIMPING TOOL		
	61-CA500	



MULTIPIN