



INSTALLATION ACCESSORIES – SIZE 1


Accessories rated for hazardous locations are not returnable.


HANDLES


POLY HANDLE w/NPT		Part #	
	1/2"	22-1A013-12	For use in Class I or II Division 2 or Class 1 Zone 1 or Zone 21 depending on fitting used. Fitting manufactured by others.
	3/4"	22-1A013-34	

POLY HANDLE w/CORD GRIP w/Cable Range			
	.24 - .47"	251P0BPA	For use in Class I or II Division 2, Class I Zone 1 or Zone 21 -20°C ≤ Ta ≤ +85°C
	.39 - .55"	251P0BPB	
	.35 - .63"	251P0CPD	
	.51 - .71"	251P0CPC	

BOXES

POLY WALL BOX w/NPT			Part #	
	30°	1/2"	22-1A023-12-T	NPT Thread on top
	30°	3/4"	22-1A023-34-T	* Interior volume with receptacle installed.


POLY WALL BOX w/NPT				
	30°	1/2"	22-1A023-12-B	NPT Thread on bottom
	30°	3/4"	22-1A023-34-B	* Interior volume with receptacle installed.

POLY ANGLE WITH ALUMINUM WALL BOX w/NPT				
	70°	1/2"	22-1A058-12	NPT is drilled on top of aluminum box as standard. For NPT on side only, add an "L" suffix. To switch from top to bottom or left to right the box can be rotated.
	70°	3/4"	22-1A058-34	
	70°	1"	22-1A058-1	
	70°	1 1/4"	22-1A058-114	
	70°	1 1/2"	22-1A058-112	


NPT on top or bottom (if rotated). For other NPT configurations, contact customer service.

* Interior volume with receptacle installed.


ANGLES

NYLON ANGLE		
	30°	22-1A057


MISCELLANEOUS ACCESSORIES


FINGER DRAWPLATES		
	61-1A346	Set of Two (2) Recommended for cord to cord assembly applications, for easier connector closure.

PROTECTIVE CAP		
	22-1A426	For Male Devices Only.


RECEPTACLE LOCKING PIN		
	LP-843	Requires Padlockable Pawl option (-843) on receptacle.


HANDLES


POLY HANDLE w/POLY Cable Gland		Part #	
	7 - 14 mm	25-1A753	For use in Zones 1 & 2 Zones 21 & 22
	10 - 18 mm	25-1A253-25P	
	17 - 24 mm	25-1A253-32P	

POLY HANDLE w/METAL Cable Gland			
	8 - 10 mm	25-1A253-20M	With Earth continuity
	12 - 14 mm	25-1A253-25M	
	18 - 24 mm	25-1A253-32M	


BOXES


POLY WALL BOX			Part #
	30°	7 - 14 mm	25-1AB53
	30°	10 - 18 mm	25-1AB53-25P

POLY WALL BOX 120x120 w/o TERMINAL BLOCKS			
	70°	7 - 14 mm	25-1AB88-20P
	70°	10 - 18 mm	25-1AB88-25P
	70°	17 - 24 mm	25-1AB88-32P

POLY WALL BOX 120x120 w/4mm² TERMINAL BLOCKS			
	70°	7 - 14 mm	25-1A088-20P
	70°	10 - 18 mm	25-1A088-25P

ANGLES

POLY ANGLE		
	30°	25-1A057

POLY ANGLE		
	70°	25-1A757

For panel mounting. Not a replacement part for 70° wall box.

New 70° angle will replace the 30° angle (shown) on poly wall box in 2018.

With 2 holes (1 with a cable gland + 1 with a stopping plug), with 8+2E 4 mm² terminals blocks + 2,5 mm² wires, wiring 2,5-4 mm². For loop in loop out wiring.
-40°C ≤ Ta ≤ +60°C T5 T90°C
-40°C ≤ Ta ≤ +40°C T6 T70°C

HAZARDOUS
LOCATION