

PXN12c Hazardous Location Multipin – 10A

Devices rated for hazardous locations are not returnable.

Connector
(female recept w/handle)



or

Receptacle/Angle
(female)



or

Recept/Angle/Box
(female)



North American UL/CSA Configurations

Voltage	Polarity	Cable Range	Part # Metal	Part # Metal	Part # Metal
220V	11P+G	.35 - .63"	06-A3001-25M	06-A7001	06-A0001-25M
220V	11P+G	.47 - .82"	06-A3001	06-A7001	06-A0001

For international configurations (IEC/CE) visit meltric.com/international-catalog or contact customer service at 800.433.7642.

Plug
(male inlet w/handle)



or

Inlet/Angle
(male)



or

Inlet/Angle/Box
(male)



North American UL/CSA Configurations

Voltage	Polarity	Cable Range	Part # Metal	Part # Metal	Part # Metal
220V	11P+G	.35 - .63"	06-A1001-25M	06-A9001	06-A6001-25M
220V	11P+G	.47 - .82"	06-A1001	06-A9001	06-A6001

For international configurations (IEC/CE) visit meltric.com/international-catalog or contact customer service at 800.433.7642.

ACCESSORIES

PROTECTIVE CAP



01-2A126

EUROPEAN CRIMPING TOOL



61-CA500

BAG OF 13 FEMALE CONTACTS



01-AA213

Includes insulation sleeves and ferrules

MULTI-CONTACT REMOVAL TOOL



61-CA593

CRIMPER TOOL (Greenlee or equal)



4CN30

BAG OF 13 MALE CONTACTS



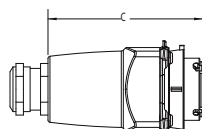
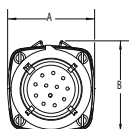
01-AA113

Includes insulation sleeves and ferrules

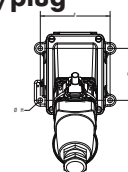
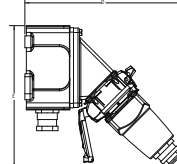
PXN12c DIMENSIONS – Provided in inches

Dimensions are for reference only and may change depending on accessories used. For precise dimensions contact MELTRIC Engineering.

Plug



Wall box/angle/receptacle/plug



PRODUCT	A	B	C	D	E	F	G	øH
PXN12c	2.3	2.42	4.09	8.37	7.54	3.7	2.76	0.26