

# Starrett®

Precision, Quality, Innovation

## HOLE SAWS

Bi-Metal

Special Purpose

Diamond

Kits

Arbors and Accessories



Bulletin 671

# PRECISION, QUALITY, INNOVATION

For more than 135 years, manufacturers, builders and craftsmen worldwide have depended upon precision tools and saws from The L.S. Starrett Company to ensure the consistent quality of their work.

They know that the Starrett name on a saw blade, hand tool or measuring tool ensures exceptional quality, innovative products and expert technical assistance.

With strict quality control, state-of-the-art equipment and an ongoing commitment to producing superior tools, the thousands of products in today's Starrett line continue to be the most accurate, robust and durable tools available. This brochure features accessories most widely used on a jobsite or in a workshop environment.





## BI-METAL

The Fast Cut hole saw line features a new tooth design, providing a smoother and faster cut, ideal for professionals. Fast Cut has a hole saw depth of 1-5/8" (41mm). The Deep Cut hole saw line is ideal for industrial purposes and has an increased hole saw depth of 2" (51mm). Both the Fast Cut and Deep Cut hole saw lines feature a new tooth material for enhanced heat and wear resistance. The CSC hole saw is designed for Cordless Power Tools and has a complete hole saw assembly including, arbor, pilot drill and ejector spring.

07

## SPECIAL PURPOSE

The Carbide Tipped line (CT) is a cost effective solution for cutting brick and masonry, fiberglass, suspended floors (with composite material), dry wall, plaster wood and metal combination. The carbide tipped multi-purpose line (MPH) is ideal for cutting wood, MDF and plaster board. The carbide tipped hole saw for stainless steel sheet metal line (SM) is designed for cutting stainless steel and high alloy steels, non-ferrous light metals and reinforced fabrics.

13

## DIAMOND

The high performing Diamond Grit hole saws are capable of cutting through porcelain, glass, ceramic, brick, concrete and stone. The Diamond Tile Drills are ideal for drilling small diameter holes in many non-metallics.

17

## KITS


Offering a comprehensive range of kits to support our hole saw range. Suitable for tradesmen, installation engineers, industry generally and the d-i-y enthusiast, our kits feature a range of saws with sizes selected specifically to suit the relevant application. Packed in sturdy carrying cases, the kits will be an invaluable addition to any toolbox.

21

## ARBORS AND ACCESSORIES

A full line of accessories including Quick-Hitch™ arbors, pilot drills and protective bowls, enables you to optimize each job with safe, cost efficient solutions

23



# HOLE SAWS

# FACTORIES AROUND THE WORLD



1 - Athol, Massachusetts, USA



2 - Laguna Hills, California, USA



3 - Waite Park, Minnesota, USA



4 - Cleveland, Ohio, USA

FACTORIES



Factories and Distribution Centers



Starrett Distribution Centers and Offices



5 - Mount Airy, North Carolina, USA



6 - Columbus, Georgia, USA



7 - Itu, São Paulo, Brazil




















8 - Jedburgh, Scotland



9 - Suzhou, China



# HOLE SAW APPLICATION GUIDE

Material Thickness and Application	Bi-Metal			Tungsten Carbide Tipped			Diamond Grit/Tipped Ceramic and Abrasive Material Tile Drill and Hole Saw (D Line)
	Starrett FASTCUT (FCH Line)	Starrett DEEPCUT (DCH Line)	Cordless SmoothCut (CSC Line)	Fast Cut Multi-Purpose (MPH Line)	Carbide Tipped (CT Line)	Carbide Stainless Sheet Metal (SM Line)	
Hole Saw Depth	1-5/8" (41mm)	2" (51mm)	1/2" (13mm)	2-1/8" (54mm)	1-5/8" (41mm)	1/2" (13mm)	Diameter Dependent
Recommended Cutting Depths	<3mm 3 - 13mm >13mm	✓ ✓ ✓	✓	✓ ✓ ✓	✓ ✓ ✓	✓ ✓ ✓	✓ ✓ ✓
Metal		★★	★★	★★		★★	
Inox (stainless)							
Non-Ferrous Materials		★★	★★	★★		★★	
Cast Iron		★	★			★★	
Wood		★	★	★	★★	★	
Nail Embedded Wood		★	★			★★	
Veneer		★	★	★	★★	★★	
MDF					★★		
Plastic		★	★	★	★★		
Acrylic		★	★	★	★★		
Ceramic						★	★★
Porcelain/Glass/Stone							★★
Fiberglass		★	★		★	★★	★★
Formica		★	★	★	★★	★★	
Plaster		★	★	★	★★	★★	
Suspended Floors (wood)		★	★			★★	
Suspended Floors (composite)						★★	
Brick and Masonry						★	★★

CUTTING PERFORMANCE - Excellent ★★ | Satisfactory ★





**HOLE SAWS**

# BI-METAL

## FAST CUT BI-METAL HOLE SAWS

The Fast Cut saw combines a new tooth material, with enhanced heat and wear resistance, and a new tooth design, providing a smoother, faster cut on a wide range of materials.

Specifically suited to cutting stainless and mild steel sheet, the Fast Cut will also cut through tubes with a wall thickness of up to 1/8" (3mm).

### FEATURES

- New tooth material for enhanced heat and wear resistance and greater product life
- Ideal for stainless and mild steel sheet and tubes with wall thickness of up to 1/8" (3mm)
- New 5.5 TPI/25mm tooth form provides a smoother, faster cut in all materials
- Hole saw depth of 1-5/8" (41mm)



FCH0200

Cat. No.	EDP	Diameter mm
FCH015M-G	00496	15
FCH020M-G	00502	20
FCH025M-G	00512	25
FCH030M-G	00516	30
FCH035M-G	00523	35
FCH040M-G	00527	40
FCH045M-G	00533	45
FCH050M-G	00536	50
FCH056M-G	00541	56
FCH068M-G	00544	68
FCH075M-G	00545	75
FCH100M-G	00547	100
FCH160M-G	01391	160
FCH168M-G	01392	168
FCH177M-G	01393	177
FCH210M-G	01394	210

Cat. No.	EDP	Diameter	
		in	mm
FCH0096-G	00485	9/16	14
FCH0058-G	00483	5/8	16
FCH1016-G	00548	11/16	17
FCH0034-G	00482	3/4	19
FCH2532-G	00554	25/32	20
FCH1036-G	00549	13/16	21
FCH0078-G	00484	7/8	22
FCH1056-G	00550	15/16	24
FCH0100-G	00486	1	25
FCH0116-G	00489	1-1/16	27
FCH0118-G	00490	1-1/8	29
FCH0136-G	00492	1-3/16	30
FCH0114-G	00488	1-1/4	32
FCH0156-G	00494	1-5/16	33
FCH0138-G	00493	1-3/8	35
FCH0176-G	00497	1-7/16	37
FCH0112-G	00487	1-1/2	38
FCH0196-G	00499	1-9/16	40
FCH0158-G	00495	1-5/8	41
FCH1116-G	00551	1-11/16	43
FCH0134-G	00491	1-3/4	44
FCH1136-G	00552	1-13/16	46
FCH0178-G	00498	1-7/8	48
FCH0200-G	00500	2	51
FCH0216-G	00505	2-1/16	52
FCH0218-G	00506	2-1/8	54
FCH0214-G	00504	2-1/4	57
FCH0256-G	00509	2-5/16	59
FCH0238-G	00508	2-3/8	60
FCH0212-G	00503	2-1/2	64
FCH0296-G	00514	2-9/16	65
FCH0258-G	00511	2-5/8	67
FCH0234-G	00507	2-3/4	70
FCH0278-G	00513	2-7/8	73
FCH0300-G	00515	3	76
FCH0318-G	00519	3-1/8	79
FCH0314-G	00518	3-1/4	83
FCH0338-G	00521	3-3/8	86
FCH0312-G	00517	3-1/2	89
FCH0358-G	00522	3-5/8	92
FCH0334-G	00520	3-3/4	95
FCH0378-G	00525	3-7/8	98
FCH0400-G	00526	4	102
FCH0418-G	00530	4-1/8	105
FCH0414-G	00529	4-1/4	108
FCH0438-G	00532	4-3/8	111
FCH0412-G	00528	4-1/2	114
FCH0434-G	00531	4-3/4	121
FCH0500-G	00535	5	127
FCH0514-G	00540	5-1/4	133
FCH0512-G	00539	5-1/2	140
FCH0600-G	00542	6	152



Applications		
Hole Saw Depth	1-5/8" (41mm)	
Rec. Cutting Depth	<3mm	✓
Metal		
Inox (stainless)		★★
Non Ferrous Metals		
		★★
Cast Iron		
		★
Wood		
		★
Nail Embedded Wood		
		★
Veneer		
		★
Plastic		
		★
Acrylic		
		★
Fiberglass		
		★
Formica		
		★
Plaster		
		★
Suspended Floors (wood)		
		★

CUTTING PERFORMANCE - Excellent ★★ | Satisfactory ★





# BI-METAL

## DEEP CUT BI-METAL HOLE SAWS

The Deep Cut saw has an aggressive cutting action due to its dual pitch tooth design, and features a new tooth material with extra Cobalt, which enhances both heat and wear resistance.

The Deep Cut saw also features an increased hole saw depth of 2" (51mm), and is ideal for cutting metal of more than 3mm thickness, tubes with a wall thickness of greater than 3mm and wood up to 2" (51mm) thick.

### FEATURES

- Aggressive material penetration and kerf clearance
- Ideal for solid materials or tubes of a wall thickness greater than 3mm
- 51mm hole saw depth improves cutting performance on tubes, particularly where there is a need to cut through both sides of the tube
- New tooth material for enhanced heat and wear resistance and greater product life
- Hole saw depth of 2" (51mm)



DCH0200

Cat. No.	EDP	Diameter	
		in	mm
DCH0034-G	00427	3/4	19
DCH2532-G	00481	25/32	20
DCH1036-G	00473	13/16	21
DCH0078-G	00428	7/8	22
DCH1056-G	00474	15/16	24
DCH0100-G	00429	1	25
DCH0116-G	00432	1-1/16	27
DCH0118-G	00433	1-1/8	29
DCH0136-G	00435	1-3/16	30
DCH0114-G	00431	1-1/4	32
DCH0156-G	00437	1-5/16	33
DCH0138-G	00436	1-3/8	35
DCH0176-G	00439	1-7/16	37
DCH0112-G	00430	1-1/2	38
DCH0196-G	00441	1-9/16	40
DCH0158-G	00438	1-5/8	41
DCH1116-G	00475	1-11/16	43
DCH0134-G	00434	1-3/4	44
DCH1136-G	00476	1-13/16	46
DCH0178-G	00440	1-7/8	48
DCH0200-G	00442	2	51
DCH0216-G	00445	2-1/16	52
DCH0218-G	00446	2-1/8	54
DCH0214-G	00444	2-1/4	57
DCH0256-G	00449	2-5/16	59
DCH0238-G	00448	2-3/8	60
DCH0212-G	00443	2-1/2	64
DCH0296-G	00452	2-9/16	65
DCH0258-G	00450	2-5/8	67
DCH0234-G	00447	2-3/4	70
DCH0278-G	00451	2-7/8	73
DCH0300-G	00453	3	76
DCH0318-G	00456	3-1/8	79
DCH0314-G	00455	3-1/4	83
DCH0338-G	00458	3-3/8	86
DCH0312-G	00454	3-1/2	89
DCH0358-G	00459	3-5/8	92
DCH0334-G	00457	3-3/4	95
DCH0378-G	00460	3-7/8	98
DCH0400-G	00461	4	102
DCH0418-G	00464	4-1/8	105
DCH0414-G	00463	4-1/4	108
DCH0438-G	00466	4-3/8	111
DCH0412-G	00462	4-1/2	114
DCH0434-G	00465	4-3/4	121
DCH0500-G	00467	5	127
DCH0514-G	00469	5-1/4	133
DCH0512-G	00468	5-1/2	140
DCH0600-G	00471	6	152

Cat. No.	EDP	Diameter mm
DCH160M-G	00477	160
DCH168M-G	00478	168
DCH177M-G	00479	177
DCH210M-G	00480	210



Applications		
Hole Saw Depth	2" (51mm)	
Rec. Cutting Depth	3-13mm	✓
	>13mm	✓
Metal		★★
Inox (stainless)		★★
Non Ferrous Metals		★★
Cast Iron		★
Wood		★
Nail Embedded Wood		★
Veneer		★
Plastic		★
Acrylic		★
Fiberglass		★
Formica		★
Plaster		★
Suspended Floors (wood)		★

CUTTING PERFORMANCE - Excellent ★★ | Satisfactory ★



BI-METAL

# BI-METAL

## DEEP CUT

### WITH ARBOR

This line is composed by Deep Cut hole saw blade assembled with arbor and pilot drill, with a new tooth material for enhanced heat and wear resistance. Hole saw depth of 2" (51mm), ideal for cutting metal and wood thicker than 1/8" (3mm).

#### FEATURES

- Aggressive material penetration and kerf clearance
- Ideal for solid materials or tubes of a wall thickness greater than 1/8" (3mm)
- 2" (51mm) hole saw depth improves cutting performance on tubes, particularly where there is a need to cut through both sides of the tube
- New tooth material for enhanced heat and wear resistance and greater product life



ADCH0212

Cat. No.	EDP	Diameter in	mm
ADCH0034	00893	3/4	19
ADCH1036	00939	13/16	21
ADCH0078	00895	7/8	22
ADCH1056	00940	15/16	24
ADCH0100	00897	1	25
ADCH0116	00900	1-1/16	27
ADCH0118	00901	1-1/8	29
ADCH0136	00903	1-3/16	30
ADCH0114	00899	1-1/4	32
ADCH0156	00905	1-5/16	33
ADCH0138	00904	1-3/8	35
ADCH0176	00907	1-7/16	37
ADCH0112	00898	1-1/2	38
ADCH0196	00909	1-9/16	40
ADCH0158	00906	1-5/8	41
ADCH1116	00941	1-11/16	43
ADCH0134	00902	1-3/4	44
ADCH1136	00942	1-13/16	46
ADCH0178	00908	1-7/8	48
ADCH0200	00910	2	51
ADCH0216	00913	2-1/16	52
ADCH0218	00914	2-1/8	54
ADCH0214	00912	2-1/4	57
ADCH0256	00917	2-5/16	59

Cat. No.	EDP	Diameter in	mm
ADCH0238	00916	2-3/8	60
ADCH0212	00911	2-1/2	64
ADCH0296	00920	2-9/16	65
ADCH0258	00918	2-5/8	67
ADCH0234	00915	2-3/4	70
ADCH0278	00919	2-7/8	73
ADCH0300	00921	3	76
ADCH0318	00924	3-1/8	79
ADCH0314	00923	3-1/4	83
ADCH0338	00926	3-3/8	86
ADCH0312	00922	3-1/2	89
ADCH0358	00927	3-5/8	92
ADCH0334	00925	3-3/4	95
ADCH0378	00928	3-7/8	98
ADCH0400	00929	4	102
ADCH0418	00932	4-1/8	105
ADCH0414	00931	4-1/4	108
ADCH0438	00934	4-3/8	111
ADCH0412	00930	4-1/2	114
ADCH0434	00933	4-3/4	121
ADCH0500	00935	5	127
ADCH0512	00936	5-1/2	140
ADCH0600	00937	6	152



Applications		
Hole Saw Depth	2" (51mm)	
Rec. Cutting Depth	3-13mm	✓
	>13mm	✓
Metal		★★
Inox (stainless)		★★
Non Ferrous Metals		★★
Cast Iron		★
Wood		★
Nail Embedded Wood		★
Veneer		★
Plastic		★
Acrylic		★
Fiberglass		★
Formica		★
Plaster		★
Suspended Floors (wood)		★

CUTTING PERFORMANCE - Excellent ★★ | Satisfactory ★



# BI-METAL

## CORDLESS SMOOTHCUT

### ASSEMBLIES FOR BATTERY OPERATED POWER TOOLS

Complete hole saw assembly including arbor and pilot drill specifically for cordless power tools. Heat resistant HSS, with alloy backing and constant pitch of 8 TPI for mild sheet steel, plasterboard, wood and thin non-metallics. Flared base cap limits cutting depth to 1/2".

#### FEATURES

- Ideal for cutting stainless, tool and mild steel sheeting plus plasterboard, wood and thin plastics. Complete assembly arbor, pilot drill and ejector spring included.
- Constant pitch teeth provide exceptionally smooth cuts
- 8 TPI (8 teeth/1" [25.4mm])
- Hole saw depth of 1/2" (13mm)



KCS38-N

Cat. No.	EDP	Diameter	
		in	mm
KCSC16-N	11541	5/8	16
KCSC19-N	11542	3/4	19
KCSC20-N	11543	25/32	20
KCSC22-N	11544	7/8	22
KCSC25-N	11545	1	25
KCSC27-N	11546	1-1/16	27
KCSC29-N	11547	1-1/8	29
KCSC30-N	11548	1-3/16	30
KCSC32-N	11549	1-1/4	32
KCSC35-N	11550	1-3/8	35
KCSC38-N	11551	1-1/2	38
KCSC40-N	00135	1-9/16	40
KCSC51-N	00136	2	51

Applications		
Hole Saw Depth		1/2" (13mm)
Rec. Cutting Depth	<3mm	✓
Metal		
Inox (stainless)		★★
Non Ferrous Metals		★★
Wood		★
Veneer		★
Plastic		★
Acrylic		★
Formica		★
Plaster		★
CUTTING PERFORMANCE - Excellent ★★   Satisfactory ★		



BI-METAL





PRECISION MAKES THE DIFFERENCE

## GOES THE DISTANCE.

Three major product lines to meet our customers' needs with performance and quality.



# Starrett®

(978) 249-3551 • starrett.com

Follow us!







**SPECIAL PURPOSE**

# SPECIAL PURPOSE

## CARBIDE TIPPED

### TUNGSTEN CARBIDE TIPPED MULTI-PURPOSE

MPH Hole Saws will power through wood, MDF, plastics and plasterboard. Cutting speeds will be up to five times faster than a bi-metal hole saw cutting the same material. For installers, our range of kits provide the perfect solution to all your cutting needs.

#### FEATURES

- Rapid, heat free stock removal of wood, MDF, plastics, plasterboard and brick up to five times faster than bi-metal hole saws
- Carbide tipped teeth for outstanding cutting performance and product durability
- Smooth cutting with minimal heat build up
- Suitable for use in electric and battery powered tools
- Hole saw depth of 2-1/8" (54mm)
- Special arbors featuring extended length pilot drills are available, alternatively fit the longer A014CE pilot drill to our standard Starrett arbors

Applications		
Hole Saw Depth	2-1/8" (54mm)	
Rec. Cutting Depth	<3mm	✓
	3-13mm	✓
	>13mm	✓
Wood		★★
Veneer		★★
MDF		★★
Plastic		★★
Acrylic		★★
Fiberglass		★
Formica		★★
Plaster		★★

CUTTING PERFORMANCE - Excellent ★★ | Satisfactory ★

Cat. No.	EDP	Diameter	
		in	mm
MPH0034	68936	3/4	19
MPH2532	68937	25/32	20
MPH0078	68938	7/8	22
MPH0100	68939	1	25
MPH0116	68940	1-1/16	27
MPH0118	68941	1-1/8	29
MPH0136	68942	1-3/16	30
MPH0114	68943	1-1/4	32
MPH0138	68944	1-3/8	35
MPH0112	68945	1-1/2	38
MPH0196	68946	1-9/16	40
MPH0158	68947	1-5/8	41
MPH0134	68948	1-3/4	44
MPH0178	68949	1-7/8	48
MPH0200	68950	2	51
MPH0218	68951	2-1/8	54
MPH0214	68952	2-1/4	57
MPH0238	68953	2-3/8	60
MPH0212	68954	2-1/2	64
MPH0296	69062	2-9/16	65
MPH0258	68955	2-5/8	67
MPH0234	68956	2-3/4	70
MPH0278	69064	2-7/8	73
MPH0300	68957	3	76
MPH0318	68958	3-1/8	79
MPH0314	68959	3-1/4	83
MPH0338	68960	3-3/8	86
MPH0312	68961	3-1/2	89
MPH0358	68962	3-5/8	92
MPH0334	68963	3-3/4	95
MPH0378	69065	3-7/8	98
MPH0400	68964	4	102
MPH0418	69066	4-1/8	105
MPH0414	68965	4-1/4	108
MPH0456	69067	4-5/16	109
MPH0438	68966	4-3/8	111
MPH0412	68967	4-1/2	114
MPH0458	69068	4-5/8	118
MPH0434	68968	4-3/4	121
MPH0500	68969	5	127
MPH0512	68970	5-1/2	140
MPH0600	68971	6	152
MPH0614	69069	6-1/4	159

Cat. No.*	EDP	Diameter	
		in	mm
KMPH0034-N	10002	3/4	19
KMPH0078-N	10003	7/8	22
KMPH0100-N	10006	1	25
KMPH0118-N	10023	1-1/8	29
KMPH0114-N	10010	1-1/4	32
KMPH0138-N	10043	1-3/8	35
KMPH0112-N	10009	1-1/2	38
KMPH0158-N	10050	1-5/8	41
KMPH0134-N	10032	1-3/4	44
KMPH0178-N	10052	1-7/8	48
KMPH0200-N	10053	2	51
KMPH0218-N	10077	2-1/8	54
KMPH0214-N	10064	2-1/4	57
KMPH0238-N	10116	2-3/8	60
KMPH0212-N	10054	2-1/2	64
KMPH0258-N	10117	2-5/8	67
KMPH0234-N	10099	2-3/4	70
KMPH0300-N	10120	3	76

\*CAT. NO. WITH K: Clam pack (plastic clamshell packaging)



MPH0112





## SPECIAL PURPOSE

### CARBIDE TIPPED

#### HIGH PERFORMANCE TRIPLE CHIP TUNGSTEN CARBIDE

CT Hole Saws offer a cost effective solution for cutting nail embedded wood, or virtually any wood and metal combination, reinforced concrete and fiberglass. This saw is particularly suitable where there is a requirement for a high quality surface finish on the entry and exit hole and it also provides a smooth cut when cutting traditional lathe and plaster.













#### FEATURES

- A cost effective solution for cutting nail embedded wood, any wood and metal combination, reinforced concrete and fiberglass
- Leaves high quality surface finish on entry and exit and provides a smooth cut.
- Tungsten carbide tipped teeth for outstanding cutting performance and product durability
- Suitable for use in electric and battery operated tools
- Hole saw depth of 1-5/8" (41mm)

Cat. No.	EDP	Diameter in	mm
CT034	65614	3/4	19
CT078	65615	7/8	22
CT100	65616	1	25
CT118	65617	1-1/8	29
CT114	65618	1-1/4	32
CT138	65619	1-3/8	35
CT112	65620	1-1/2	38
CT196	66462	1-9/16	40
CT158	65621	1-5/8	41
CT134	65622	1-3/4	44
CT178	65623	1-7/8	48
CT200	65624	2"	51
CT218	65625	2-1/8	54
CT214	65626	2-1/4	57
CT238	65627	2-3/8	60
CT212	65628	2-1/2	64
CT258	65629	2-5/8	67
CT234	65630	2-3/4	70

Cat. No.	EDP	Diameter in	mm
CT300	65631	3	76
CT318	66948	3-1/8	79
CT314	65632	3-1/4	83
CT338	65633	3-3/8	86
CT312	65634	3-1/2	89
CT358	65635	3-5/8	92
CT334	65636	3-3/4	95
CT378	66949	3-7/8	98
CT400	65637	4	102
CT418	65638	4-1/8	105
CT414	65639	4-1/4	108
CT438	65640	4-3/8	111
CT412	65641	4-1/2	114
CT434	65642	4-3/4	121
CT500	65643	5	127
CT512	65644	5-1/2	140
CT600	65645	6	152

#### Applications

Hole Saw Depth	1-5/8" (41mm)
Rec. Cutting Depth	<3mm ✓
	3-13mm ✓
	>13mm ✓
Cast Iron	 **
Wood	 *
Nail Embedded Wood	 **
Veneer	 **
Plastic	 *
Acrylic	 *
Ceramic	 *
Fiberglass	 **
Formica	 **
Plaster	 **
Suspended Floors (composite)	 **
Brick and Masonry	 *

CUTTING PERFORMANCE - Excellent \*\* | Satisfactory \*



CT200

# SPECIAL PURPOSE

## CARBIDE TIPPED


### TUNGSTEN CARBIDE TIPPED STAINLESS STEEL SHEET METAL

Ideal for cutting stainless and high alloy steels, non-ferrous light metals and reinforced fabrics, at a much faster speed than is possible with a bi metal hole saw.

The tough tungsten carbide tipped teeth have a positive cutting angle which provides fast and efficient removal of chips and swarf, recommended cutting depth is 1/2" (13mm).

#### FEATURES



- Ideal for production cutting, and particularly suitable for use in drills with limited speed control
- Tungsten carbide tipped teeth provide superb product life and cutting performance
- Replacement pilot drills are available
- Complete assembly - there is no requirement to purchase a separate arbor and pilot drill
- Safety stop at the base of the hole saw prevents saw travel beyond the hole saw depth - 1/2" (13mm)
- Recommended cutting depth 1/2" (13mm)



SM55

Cat- No.	EDP	Diameter	
		in	mm
SM15	11863	19/32	15
SM16	11864	5/8	16
SM17	11865	11/16	17
SM18	11866	23/32	18
SM19	11867	3/4	19
SM20	11868	25/32	20
SM21	11869	13/16	21
SM22	11870	7/8	22
SM23	11871	29/32	23
SM24	11872	15/16	24
SM25	11873	1	25
SM26	11874	1-1/32	26
SM27	11875	1-1/16	27
SM28	11876	1-3/32	28
SM29	11877	1-1/8	29
SM30	11878	1-3/16	30
SM31	11879	1-7/32	31
SM32	11880	1-1/4	32
SM33	11881	1-5/16	33
SM34	11882	1-11/32	34

Cat- No.	EDP	Diameter	
		in	mm
SM35	11883	1-3/8	35
SM36	11884	1-13/32	36
SM37	11885	1-7/16	37
SM38	11886	1-1/2	38
SM39	11887	1-17/32	39
SM40	11888	1-9/16	40
SM45	11889	1-25/32	45
SM50	11890	1-31/32	50
SM51	11891	2	51
SM55	11892	2-5/32	55
SM60	11893	2-3/8	60
SM65	11894	2-9/16	65
SM70	11895	2-3/4	70
SM75	11896	2-15/16	75
SM80	11897	3-5/32	80
SM85	11898	3-11/32	85
SM90	11899	3-17/32	90
SM95	11900	3-3/4	95
SM100	11901	3-15/16	100

Applications		
Hole Saw Depth	1/2" (13mm)	
Rec. Cutting Depth	<3mm	✓
Metal		
Inox (stainless)		★★
Non Ferrous Metals		★★

CUTTING PERFORMANCE - Excellent ★★ | Satisfactory ★





DIAMOND



# DIAMOND

## DIAMOND TILE DRILLS

High performance hole saws for drilling small diameter holes in many non-metallics. These diamond edge hole saws are produced with a uniform coating of synthetic diamond grit bonded to a durable steel platform. Diamond edge saws produce clean, accurate cuts on brick, glass, ceramic tiles, concrete and stone. This provides exceptional performance at high speeds and effective cutting action.

### FEATURES

- Able to cut rapidly through porcelain, glass, ceramics, brick and stone
- Small diameter hole saws are perfect for kitchen and bathroom installations
- Smooth surface finish
- Drive arbor and drill not required
- Maximum cutting depth of 25/32" (20mm)



Cat. No.	EDP	Size in	mm
KD0005-N	12479	3/16	5
KD0006-N	12680	15/64	6
KD00065-N	12697	1/4	6.5
KD0008-N	12700	5/16	8
KD0010-N	12703	3/8	10
KD0012-N	12705	1/2	12

Applications		
Hole Saw Depth		25/32" (20mm)
	<3mm	✓
Rec. Cutting Depth	3-13mm	✓
	>13mm	✓
Ceramic		★★
Porcelain/Glass/Stone		★★
Fiberglass		★★
Brick and Masonry		★★

CUTTING PERFORMANCE - Excellent ★★ | Satisfactory ★

### TILE DRILL WATER BOTTLE

Plastic water dispensing bottle to apply coolant to drill bit.

Cat. No.	EDP
WCD01	12366



### DIAMOND TILE DRILL GUIDE

Used in place of a pilot bit to eliminate hole saw walking and prevent damage to work surfaces. The guide is manufactured with rubber feet, allowing user to secure it in place without scratching work surface.

Cat. No.	EDP
DTG01	12365



# DIAMOND

## DIAMOND GRIT





High performance saws for non-metallics. Synthetic diamond grit bonded over a durable steel platform. Capable of cutting through porcelain, glass, ceramics, brick, stone and concrete these hole saws are the ideal solution in the toughest of cutting situations.

### FEATURES

- Small diameter hole saws are perfect for kitchen and bathroom installations
- Smooth surface finish
- Drive arbors with carbide tipped pilot drills available
- Hole saw depth of 1-5/8" (41mm)



KD0138-N

Applications		
Hole Saw Depth	1-5/8" (41mm)	
Rec. Cutting Depth	<3mm	✓
	3-13mm	✓
	>13mm	✓
Ceramic		★★
Porcelain/Glass/Stone		★★
Fiberglass		★★
Brick and Masonry		★★
Cutting Performance - Excellent ★★   Satisfactory ★		



Cat. No.	EDP	Diameter	
		in	mm
KD0096-N	11569	9/16	14
KD0058-N	11570	5/8	16
KD1016-N	11571	11/16	17
KD0034-N	11572	3/4	19
KD2532-N	01378	25/32	20
KD1036-N	11573	13/16	21
KD0078-N	11574	7/8	22
KD1056-N	11575	15/16	24
KD0100-N	11576	1	25
KD0116-N	11577	1-1/16	27
KD0118-N	11578	1-1/8	29
KD0136-N	12871	1-3/16	30
KD0114-N	12872	1-1/4	32
KD0156-N	01363	1-5/16	33
KD0138-N	12873	1-3/8	35
KD0176-N	01364	1-7/16	37
KD0112-N	12874	1-1/2	38
KD0196-N	01365	1-9/16	40
KD0158-N	12875	1-5/8	41
KD1116-N	01376	1-11/16	43
KD0134-N	12877	1-3/4	44
KD1136-N	01377	1-13/16	46
KD0178-N	12878	1-7/8	48
KD0200-N	12879	2	51
KD0216-N	01366	2-1/16	52

Cat. No.	EDP	Diameter	
		in	mm
KD0218-N	12880	2-1/8	54
KD0214-N	12881	2-1/4	57
KD0256-N	01367	2-5/16	59
KD0238-N	12885	2-3/8	60
KD0212-N	12886	2-1/2	64
KD0296-N	01369	2-9/16	65
KD0258-N	12892	2-5/8	67
KD0234-N	12893	2-3/4	70
KD0278-N	01368	2-7/8	73
KD0300-N	12894	3	76
KD0318-N	01370	3-1/8	79
KD0314-N	12896	3-1/4	83
KD0338-N	12897	3-3/8	86
KD0312-N	12907	3-1/2	89
KD0358-N	01371	3-5/8	92
KD0334-N	12908	3-3/4	95
KD0378-N	01372	3-7/8	98
KD0400-N	12909	4	102
KD0418-N	01373	4-1/8	105
KD0414-N	12915	4-1/4	108
KD0438-N	01374	4-3/8	111
KD0412-N	12916	4-1/2	114
KD0500-N	12917	5	127
KD0512-N	01375	5-1/2	140
KD0600-N	12918	6	152

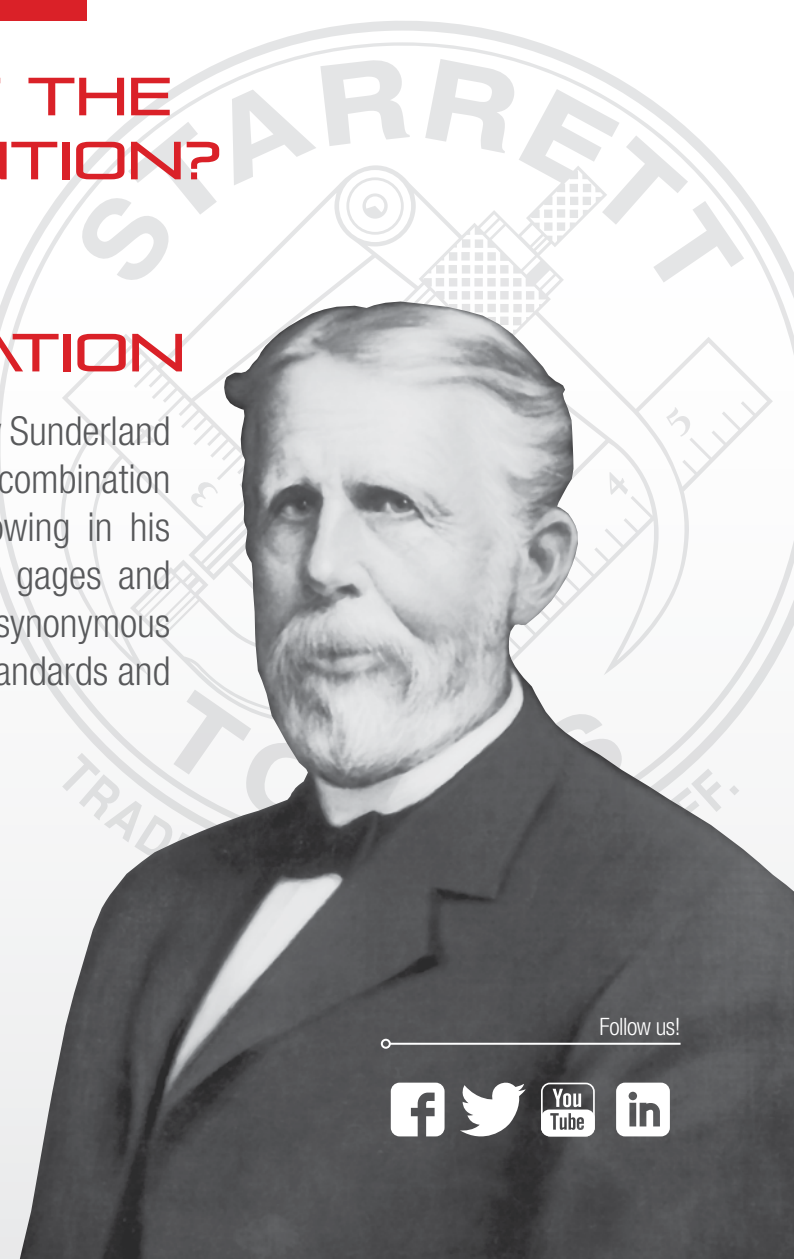


PRECISION MAKES THE DIFFERENCE

**YOU'VE HEARD OF THE MOTHER OF INVENTION?**

**NOW MEET THE FATHER OF INNOVATION**

The L.S. Starrett Company was founded by Laroy Sunderland Starrett in 1880 who had patented the first combination square in 1878. Since then, we've been following in his footsteps, creating the kind of precision tools, gages and instruments that have made the name "Starrett" synonymous with "innovation." Laroy Starrett set very high standards and we steadfastly maintain them today.



**Starrett<sup>®</sup>**

(978) 249-3551 • [starrett.com](http://starrett.com)

Follow us!







KITS

# KITS

Offering a comprehensive range of kits to support our hole saw range. Suitable for tradesmen, installation engineers, industry generally and the d-i-y enthusiast, our kits feature a range of saws with sizes selected specifically to suit the relevant application. Packed in sturdy carrying cases, the kits will be an invaluable addition to any toolbox.



## FAST CUT BI-METAL HOLE SAW KITS - FCH

Cat. No.	EDP	Hole Saw Sizes in	mm	Material	Arbors and Accessories
<b>Plumbers Kits</b>					
KFC07031-N	01235	3/4, 7/8, 1-1/8, 1-1/2, 1-3/4, 2, 2-1/4	19, 22, 29, 38, 44, 51, 57	Bi-Metal	A1, A10, A7
<b>Electricians Kits</b>					
KFC06041-N	01222	5/8, 25/32, 1, 1-1/4, 1-9/16, 2	16, 20, 25, 32, 40, 51	Bi-Metal	A4, A10, A12, A7
<b>Plumbers and Electricians Kits</b>					
KFC09041-N	01223	3/4, 7/8, 1-1/8, 1-3/8, 1-1/2, 1-3/4, 2, 2-1/4, 2-1/2	19, 22, 29, 35, 38, 44, 51, 57, 64	Bi-Metal	A1, A2, A5, A7



## DEEP CUT BI-METAL HOLE SAW KITS - DCH

Cat. No.	EDP	Hole Saw Sizes in	mm	Material	Arbors and Accessories
<b>Plumbers Kits</b>					
KDC06041-N	01234	3/4, 7/8, 1-1/8, 1-1/2, 1-3/4, 2-1/4	19, 22, 29, 38, 44, 57	Bi-Metal	A1E, A2E, A12, A014CE
KDC12061-N	01236	3/4, 7/8, 1-1/8, 1-1/2, 1-3/4, 2-1/4, 2-9/16, 3, 3-1/2, 4, 4-1/4, 4-1/2	19, 22, 29, 38, 44, 57, 65, 76, 89, 102, 108, 114	Bi-Metal	A1E, A2E, A014CE, A5, A12
<b>Electricians Kits</b>					
KDC06042-N	01215	7/8, 1-1/8, 1-3/8, 1-3/4, 2, 2-1/2	22, 29, 35, 44, 51, 64	Bi-Metal	A1E, A2E, A12
KDC11041-N	01219	7/8, 1-1/8, 1-3/8, 1-3/4, 2, 2-1/2, 3, 3-5/8, 4-1/8, 4-1/2, 4-3/4	22, 29, 35, 44, 51, 64, 76, 92, 105, 114, 121	Bi-Metal	A1E, A2E, A12
<b>Industrial Kits</b>					
KDC15061-N	01221	3/4, 7/8, 1-1/8, 1-3/8, 1-1/2, 1-3/4, 2, 2-1/4, 2-1/2, 3, 3-1/4, 3-5/8, 3-3/4, 4-1/4, 4-1/2	19, 22, 29, 35, 38, 44, 51, 57, 64, 76, 83, 92, 95, 108, 114	Bi-Metal	A1E, A4E, A2E, A12, A5
KDC07051-N	01216	3/4, 7/8, 1, 1-1/4, 1-1/2, 1-3/4, 2-1/8	19, 22, 25, 32, 38, 44, 54	Bi-Metal	A1E, A2E, A5, A12
KDC11042-N	01220	3/4, 7/8, 1, 1-1/4, 1-3/8, 1-1/2, 1-3/4, 2, 2-1/4, 2-1/2, 3	19, 22, 25, 32, 35, 38, 44, 51, 57, 64, 76	Bi-Metal	A1E, A2E, A5
<b>Locksmiths and Doorlock Kits</b>					
KDC06034-N	01214	7/8, 1, 1-1/4, 1-1/2, 1-3/4, 2-1/8	22, 25, 32, 38, 44, 54	Bi-Metal	A1E, A10E, A12
KDC08061-N	01217	3/4, 7/8, 1, 1-3/8, 1-1/2, 1-5/8, 1-3/4, 2-1/8	19, 22, 25, 35, 38, 41, 44, 54	Bi-Metal	A1E, A2E, A014CE (3), A12
<b>General Purpose Kits</b>					
KDC09051-N	01218	3/4, 7/8, 1-1/8, 1-3/8, 1-1/2, 1-3/4, 2, 2-1/4, 2-1/2	19, 22, 29, 35, 38, 44, 51, 57, 64	Bi-Metal	A1E, A2E, A014CE, A12

## CARBIDE TIPPED HOLE SAW KITS - CT

Cat. No.	EDP	Hole Saw Sizes in	mm	Material	Arbors and Accessories
<b>Electricians Kits</b>					
KCT06041-N	69924	7/8, 1-1/8, 1-3/8, 1-3/4, 2, 2-1/2	22, 29, 35, 44, 51, 64	Carbide Tipped	XA1, XA2, A12, A7
<b>General Purpose Kits</b>					
KCT090501-N	69971	3/4, 7/8, 1-1/8, 1-3/8, 1-1/2, 1-3/4, 2, 2-1/4, 2-1/2	19, 22, 29, 35, 38, 44, 51, 57, 64	Carbide Tipped	XA1, XA2, XA014C, A15, A7

## MULTI-PURPOSE HOLE SAW KITS - MPH

Cat. No.	EDP	Hole Saw Sizes in	mm	Material	Arbors and Accessories
<b>General Purpose Kits</b>					
KMP03031-N	69972	2-1/8, 2-9/16, 3-5/8	54, 65, 92	MPH Carbide Tipped	A2-E, AX014C (2)

## DIAMOND GRIT HOLE SAW KITS - D

Cat. No.	EDP	Hole Saw Sizes in	mm	Material	Arbors and Accessories
<b>General Purpose Kits</b>					
KD09041-N	69974	3/4, 7/8, 1-1/8, 1-3/8, 1-1/2, 1-3/4, 2, 2-1/4, 2-1/2	19, 22, 29, 35, 38, 44, 51, 57, 64	Diamond Grit	XA1, XA2, XA014C, A5

## DIAMOND TILE DRILL KITS

Cat. No.	EDP	Hole Saw Sizes in	mm	Material	Arbors and Accessories
<b>General Purpose Kits</b>					
KD2000TD1	12370	3/16, 15/64, 1/4, 5/16, 3/8, 1/2	5, 6, 6.5, 8, 10, 12	Diamond Tile Drills	One knockout pin

## MIXED HOLE SAW KITS - BI-METAL, CARBIDE TIPPED AND SMOOTHCUT

Cat. No.	EDP	Hole Saw Sizes in	mm	Material	Arbors and Accessories
<b>Electricians Kits (mixed)</b>					
KMX25061-N	69926	3/4, 7/8, 1-1/8, 1-1/4, 1-3/8, 1-3/4, 2, 2-1/2, 2-11/16, 3, 3-5/8, 4-1/8, 4-1/2, 4-3/4	19, 22, 29, 32, 35, 44, 51, 64, 68, 76, 92, 105, 114, 121	Bi-Metal	A1E, A2E, XA014C (2), A12, A7
		3/4, 7/8, 1-1/8, 1-3/8, 1-3/4, 2, 2-1/4, 2-1/2	19, 22, 29, 35, 44, 51, 57, 64	Carbide	
		3/4, 1-1/8, 1-3/8	19, 29, 35	SmoothCut	





ARBORS AND ACCESSORIES





# ARBORS AND ACCESSORIES

## ULTI-MATE RAPID RELEASE ARBOR SYSTEM

**SUPER FAST TOOL FREE CHANGES BETWEEN DIFFERENT DIAMETERS AND TYPES OF HOLE SAW AND EASIER CORE EJECTION!**

Ulti-Mate from Starrett offers super fast, tool free changes between different diameters and types of hole saw, without adjustment of the drill chuck. Removal of cores from a hole saw after a cut is also much improved by the rapid release of the hole saw from the arbor.



Cat. No.	EDP	Description
A3	20974	ULTI-MATE hole saw arbor with pilot drill
A3-6	20987	ULTI-MATE hole saw arbor with pilot drill and one of each of the standard hole saw adapters
A3-3	20977	Three ULTI-MATE hole saw adapters, suitable for hole saws from 9/16" - 1-3/16" (14-30mm)
A3-4	20978	Three ULTI-MATE hole saw adapters, suitable for hole saws from 1-1/4" - 4" (32-102mm)
A3-5	20979	ULTI-MATE hole saw adapter, suitable for heavy duty cutting on large diameter saws (4"/102mm and greater)
A3-7	20988	ULTI-MATE hole saw arbor with pilot drill, 25/32" (20mm) and 1" (25mm) Fast Cut Hole Saws and hole saw adapters
A3-8	20989	ULTI-MATE hole saw arbor with pilot drill, 25/32" (20mm) and 1" (25mm) Deep Cut Hole Saws and hole saw adapters

## USING THE ULTI-MATE!



### ATTACHING A HOLE SAW

Screw the appropriate adapter on to the hole saw and push the hole saw and adapter down the drill (1). When the hole saw and adapter can be pushed no further, turn the hole saw and the collar will click on (2).



### LOCKING A HOLE SAW

To lock a hole saw on to the ULTI-MATE, turn the collar on the arbor so that the arrow on the base of the arbor and the arrow on the collar are not aligned. (1). This will then lock the saw and the arbor together, and ensure that the hole saw cannot be accidentally released while drilling.



### RELEASING A HOLE SAW

To release the hole saw, align the arrow on the collar and the arrow on the base of the arbor (1) and pull the collar back (2). The saw will then be released. The release is spring loaded so please take care when releasing the saw!



### REUSING THE HOLE SAW ADAPTERS

Once the hole saw has come to the end of its useful life, the arbor adapters can be reused, even if intensive use has resulted in the adapters becoming very firmly attached to the hole saw. Place the complete assembly in a vice, using the flats on either side of the arbor to hold the assembly still (1). The used hole saw can then be unscrewed from the adapter using a pair of grips or similar tool.

# ARBORS AND ACCESSORIES

## KWIK CHANGE ARBOR SYSTEM


FAST, TOOL FREE CHANGES BETWEEN DIFFERENT SIZES AND TYPES OF HOLE SAW, PLUS A SIMPLE METHOD OF CORE EJECTION AND HOLE ENLARGEMENT.

The new Kwik Change arbor system from Starrett offers fast, tool free changes between different sizes and types of hole saws, plus a simple method of core ejection and hole enlargement. Suitable for the standard Starrett hole saw range up to 6" (152mm) diameter, Kwik Change will be an invaluable addition for any regular hole saw user.

Cat. No.	EDP	Description
A6	12919	Kwik Change Chuck - Hex Shank
A6-1	12921	Kwik Change Chuck - SDS Shank
A6-2	12923	Kwik Change Arbor for 14-30mm hole saws
A6-3	12925	Kwik Change Arbor for 32-152mm hole saws
A015C	12926	Kwik Change High Speed Steel Pilot Drill
XA015C	12927	Kwik Change Carbide Tipped Pilot Drill

Cat. No.	EDP	Description	Kit Contents
<b>Kwik Change Kits - Hex Shank Chuck</b>			
A6-4	12928	Kwik Change Arbor Kit with High Speed Steel Drill	Kwik Change Chuck, A6-2 Arbor (1), A6-3 Arbor (1), A015C Pilot Drill (1)
A6-5	12932	Kwik Change Arbor Kit with Carbide Tipped Drill	Kwik Change Chuck, A6-2 Arbor (1), A6-3 Arbor (1), XA015C Pilot Drill (1)
A6-8	12938	Kwik Change Arbor Kit with Fast Cut hole Saws	Kwik Change Chuck, A6-2 Arbors (2), A6-3 Arbor (1), A015C Pilot Drill (1), 25/32" (20mm) (1), 25mm (1") (25mm) (1) and 1-1/4" (32mm) (1) Fast Cut Bi Metal Hole Saws
A6-10	12941	Kwik Change Arbor Kit with Deep Cut Hole Saws	Kwik Change Chuck, A6-2 Arbors (2), A6-3 Arbor (1), A015C Pilot Drill (1), 25/32" (20mm) (1), 25mm 1" (25mm) (1) and 1-1/4" (32mm) (1) Deep Cut Bi Metal Hole Saws
<b>Kwik Change Chuck - SDS Shank Chuck</b>			
A6-6	12933	Kwik Change Arbor Kit with High Speed Steel Drill	Kwik Change Chuck, A6-2 Arbor (1), A6-3 Arbor (1), A015C Pilot Drill (1)
A6-7	12936	Kwik Change Arbor Kit with Carbide Tipped Drill	Kwik Change Chuck, A6-2 Arbor (1), A6-3 Arbor (1), XA015C Pilot Drill (1)
A6-9	12939	Kwik Change Arbor Kit with Fast Cut hole Saws	Kwik Change Chuck, A6-2 Arbors (2), A6-3 Arbor (1), A015C Pilot Drill (1), 25/32" (20mm) (1), 1" (25mm) (1) and 1-1/4" (32mm) Fast Cut Bi Metal Hole Saws (1)
A6-11	12942	Kwik Change Arbor Kit with Deep Cut Hole Saws	Kwik Change Chuck, A6-2 Arbors (2), A6-3 Arbor (1), A015C Pilot Drill (1), 25/32" (20mm) (1), 1" (25mm) (1) and 1-1/4" (32mm) (1) Deep Cut Bi Metal Hole Saws

**KWIK-CHANGE BETWEEN HOLE SAWS!**



**KWIK-CHANGE PILOT DRILL!**



**CORE EJECTION AND HOLE ENLARGEMENT!**





## KWIK-CHANGE

### ARBOR


- Attach the arbors to all regularly used hole saws
- Change between different sizes of saw at the push of a button!



Push the button on the arbor and pull the hole saw down the pilot drill. To use a new hole saw, push the button on the arbor and slide the hole saw forward to remove it.

### PILOT DRILL

- Pull back the chrome collar on the chuck to change the pilot drill
- No tools required!
- **CAUTION:** Pilot drills may be hot after use



Pull back the collar on the chuck to remove the pilot drill, to insert a new drill pull back the collar on the chuck and insert the new drill.

### HOLE ENLARGEMENT

- Attach arbors to hole saws of the same size as the existing hole and the same size as the required hole
- Attach the larger diameter hole saw to the Kwik-Change chuck
- Attach the smaller diameter hole saw to the drill and slide it down inside the larger diameter saw
- Drill the hole. **This system is recommended for overhead or vertical surfaces only.**



Attach the larger hole saw to the chuck, slide the smaller of the two hole saws inside the larger hole saw and use it as a pilot for the new, larger hole.

### CORE EJECTION

- If the core is stuck in the hole saw after drilling a hole, press the arbor button and slide the hole saw and attached arbor off the drill.
- The pilot drill can then be used to push the core out of the saw using the side flutes or the holes in the base of the saw.
- **CAUTION:** Cores may be hot and sharp.

If the core is still stuck in the saw, the pilot drill can be used to push the core out of the saw using the holes in the base of the hole saw.



# ARBORS AND ACCESSORIES



A1



A2



A4



A10



A17-38E



KA7-N

## HIGH SPEED STEEL

### WITH PILOT DRILL

Arbor suitable for use with Fast Cut (FCH), Carbide Tipped (CT) and Diamond (D) hole saws (Diamond hole saw applications will usually require an arbor with a carbide tipped pilot drill).

Cat. No.	EDP	Fits Hole Saw Diameter		Shank Size	
		in	mm	in	mm
A1	55141	9/16 - 1-3/16	14 - 30	11/32 Hex	8.75 Hex
A4	55144			1/4 Hex	6.5 Hex
A2 - Quick-Hitch	55142	1-1/4 - 8-9/32	32 - 210	7/16 Hex	11 Hex
A10 - Quick-Hitch	56615			11/32 Hex	8.75 Hex

## EXTENDED LENGTH

Arbor suitable for use with Deep Cut (DCH) and Multi-Purpose (MPH) hole saws.

Cat. No.	EDP	Fits Hole Saw Diameter		Shank Size	
		in	mm	in	mm
A1-E	11925	9/16 - 1-3/16	14 - 30	11/32 Hex	8.75 Hex
A4-E	11931			1/4-20 Round	6.5 Round
A2-E - Quick-Hitch	11928	1-1/4 - 8-9/32	32 - 210	7/16 Hex	11 Hex
A10-E - Quick-Hitch	11934			11/32 Hex	8.75 Hex

## WITH CARBIDE DRILL

Cat. No.	EDP	Fits Hole Saw Diameter		Shank Size	
		in	mm	in	mm
XA1	56758	9/16 - 1-3/16	14 - 30	11/32 Hex	8.75 Hex
XA2 - Quick-Hitch	56759			7/16 Hex	11 Hex
XA10 - Quick-Hitch	56763	1-1/4 - 8-9/32	32 - 210	11/32 Hex	8.75 Hex

## ARBOR ADAPTOR

Allows use of hole saws up to 6" (152mm).

Cat. No.	EDP	Description
KA12-N*	11558	Adaptor screws on to arbors with a 1/2"- 20 screw thread and allows use of hole saws up to 152mm (6")

\*CAT. NO. WITH K: Clam pack (plastic clamshell packaging)

## LOCKING ARBOR

Cat. No.	EDP	Fits Hole Saw Diameter		Shank Size	
		in	mm	in	mm
A17-38E**	11937	1-1/4 - 6-1/4	32 - 159	11/32 Hex	8.75 Hex
XA17-38 Carbide Tipped	64199	1-1/2 - 8-9/32	38 - 210		

\*\* With Extended Length HSS Pilot Drill

## EJECTOR SPRING

Spring for fitting over pilot drill. Spring pushes core out of hole saw after completion of the cut.

Cat. No.	EDP	Description
KA7-N*	11557	Ejector Spring

\*CAT. NO. WITH K: Clam pack (plastic clamshell packaging)

## ARBOR EXTENSION



Cat. No.	EDP	For Support	Fits Chuck Size
A5	55145	A2, A2E	1/2" - 13mm
KA5-N*	11560		
KA15-N*	11559	A1, A1E, A10, A10E, A17-38E	3/8" - 9.5mm

\*CAT. NO. WITH K: Clam pack (plastic clamshell packaging)



# ARBORS AND ACCESSORIES

## SDS PLUS SHANK

## ARBOR PILOT DRILL

WITH PILOT DRILL


The SDS-plus shank allows the arbors to be used in SDS-plus rotary hammer drills with the hammer action turned off.



A1-1



A2-1



A014CE A014C XA014C SMD6 A014M A015C XA015C

### HIGH SPEED STEEL

Cat. No.	EDP	Fits Starrett Arbor Nos.	For Use with Saw Types
KA014C-N*	11561	All Arbors	For All Fast Cut Saws
KA014CE-N*	11564	This Extended Length Pilot Drill Fits All Starrett Arbors	For All MPH and Deep Cut Saws
Cat. No.	EDP	Description	
A014M	20980	High Speed Steel Pilot Drill for ULTI-MATE Rapid Release Arbor system	
A015C	12926	High Speed Steel Pilot Drill for Kwik-Change Arbor system	

\*CAT. NO. WITH K: Clam pack (plastic clamshell packaging)

### CARBIDE TIPPED

Cat. No.	EDP	Fits Starrett Arbor Nos.	For Use with Saw Types
XA014C	56617	All Arbors	For All CT and D Series Saws
KXA014C-N*	11563		
XA015C	12927	Fits Starrett A6 Kwik Change Arbor System	For All CT, MPH and D Series Saws
SMD6	12153	Fits Starrett Tungsten Carbide Tipped Stainless Steel Sheet Metal Hole Saws	For All SM Series Saws

\*Cat. No. with K: Clam pack (plastic clamshell packaging)

Cat. No.	EDP	Fits Hole Saw Diameter		Shank Size	
		in	mm	in	mm
A1-1	60995	9/16-1-3/16	14-30	11/32	8.75
A1-1E*	11823				
A2-1	60996	1-1/4-8-9/32	32-210	7/16	11
A2-1E*	11824				

\*Used for Deep Cut and MPH hole saws



# ARBORS AND ACCESSORIES

## "OOPS" ARBOR

### HOLE ENLARGEMENT ARBOR

Replacing the pilot drill, the A19 allows diameters to be enlarged by attaching a saw of the same size to that of the existing hole. This saw then acts as the pilot for the larger diameter saw that is attached to the arbor.

Cat. No.	EDP	Regular Arbor That Fits Outer Hole Saw and Size of Enlarging Diameter	Pilot Hole Saw Diameter that Fits A19 Arbor
KA19-N*	11556	A1 13/16 - 1-3/16" (21 - 30mm), A2 or A10 1-1/4 - 6 (32 - 152mm)	9/16 - 5-1/2" (14 - 140mm) Minimum hole enlargement is 3/16" (4.7mm) between pilot hole saw and cutting saw diameter

\*CAT. NO. WITH K: Clam pack (plastic clamshell packaging)



## CORE EJECTOR

A SIMPLE, BUT HIGHLY EFFECTIVE METHOD OF EJECTING THE CORE FROM A HOLE SAW AFTER COMPLETION OF THE CUT

- Select the appropriate size of ejector for the hole saw
- Where it is necessary to assemble the two parts of the core ejector, twist the spring on to the ejector plate until it locks in place
- Twist the spring on the assembled core ejector over the pilot drill until the pilot drill is protruding from the plate
- Drill the hole

### NOTE

Using the core ejector will reduce the cutting depth of the saw. The table below lists the recommended optimum maximum material thickness for each type of hole saw. The core ejector will function at greater material thickness than those listed, however its effectiveness will diminish.

Cat. No.	EDP	Fits Hole Saw Diameter		Description
		in	mm	
KA8-1	12293	25/32 - 15/16	20 - 24	Core Ejector, suitable for 20 - 24mm hole saws
KA8-2	12294	1 - 1-1/2	25 - 38	Core Ejector, suitable for 25 - 38mm hole saws
KA8-3	12296	1-9/16 - 2-3/8	40 - 60	Core Ejector, suitable for 40 - 60mm hole saws
KA8-4	12299	2-1/2 - 3-3/8	64 - 86	Core Ejector, suitable for 64 - 86mm hole saws
KA8-5	12301	3-1/2 - 5	89 - 127	Core Ejector, suitable for 89 - 127mm hole saws
KA8-6	12313	5-1/4 - 8-9/32	133 - 210	Core Ejector, suitable for 133 - 210mm hole saws

\*Cat. No. with K: Clam pack (plastic clamshell packaging)

### CORE EJECTOR CUTTING RECOMMENDATIONS

Hole Saw Product Code	Recommended Maximum Material Thickness
FCH, DCH, CT	7mm
D and MPH	5mm



Assembled core ejector attached to a hole saw.



After the hole has been drilled, the core can clearly be seen at the end of the pilot drill.

### NOTE

In some applications it is possible that the core may be ejected from the saw at high speed. Please always use safety goggles and glasses and take extra care if drilling vertically.



## ARBORS AND ACCESSORIES

### DEBRIS COLLECTOR

NO CLEAN UP, NO DRILL DAMAGE, NO DEBRIS SPREAD

#### FEATURES

- Bowl flexes with minimal pressure as the hole is sawn
- Huge potential time saving - there is no need to mask at risk areas prior to sawing or clean up after sawing
- Keeps dust and other debris out of the motor of the drill
- Suitable for hole saws up to and including 4-3/4" (121mm)

Cat. No.	EDP	Description
DB2	01379	Debris Collector

#### STEPS TO USE THE DEBRIS COLLECTOR



##### STAGE ONE

Pass the shank of the arbor through the hole at the bottom of the DB2 and attach to the drill in the normal way. Always ensure that the Debris Collector spins freely prior to use.



##### STAGE TWO

Site the saw for cutting the hole. The Debris Collector can be pulled down to provide a better view of the work area.



##### STAGE THREE

Drill the hole!



##### STAGE FOUR

All the dirt and debris from the cut hole is collected inside the Debris Collector!





PRECISION MAKES THE DIFFERENCE

## FOR OVER 130 YEARS, WITH INNOVATIVE TECHNOLOGIES.

More than 5,000 products including precision tools, vision systems, force measurement systems, non-contact measurement systems, profile projectors, band saw blades, band saw machines, hand tools and power tools accessories.

Read more: [www.starrett.com](http://www.starrett.com)



# Starrett®

(978) 249-3551 • [starrett.com](http://starrett.com)

Follow us!



# CONTACT INFORMATION GUIDE FOR NORTH AMERICA

COMPLETE, UP-TO-DATE CONTACT INFORMATION AVAILABLE AT STARRETT.COM

## PRIMARY CONTACTS, SALES AND GENERAL INFORMATION

- **World Headquarters and Precision Tools:**  
Athol, MA, (978) 249-3551
- **Metrology Equipment:**  
Laguna Hills, CA, (949) 348-1213
- **Laser Measurement:**  
Columbus, GA, (706) 323-5142
- **Granite Surface Plates and Accessories:**  
Waite Park, MN, (320) 251-7171
- **Gage Blocks:**  
Cleveland, OH, (440) 835-0001
- **Mexico:**  
Saltillo, Coah, Mexico, (844) 432-4660

## CALIBRATION

- **Precision Tools and Gages:**  
Athol, MA, (978) 249-3551
- **Starrett Calibration Services:**  
Duncan, SC, (864) 433-8407
- **Metrology Equipment:**  
Laguna Hills, CA, (949) 348-1213
- **Granite Surface Plates and Accessories:**  
Waite Park, MN, (320) 251-7171
- **Gage Blocks:**  
Cleveland, OH, (440) 835-0001
- In Mexico, please call (844) 432-4660

## REPAIR

- **Precision Tools and Gages:**  
Athol, MA, (978) 249-3551
- **Metrology Equipment:**  
Laguna Hills, CA, (949) 348-1213
- **Granite Surface Plates and Accessories:**  
Waite Park, MN, (320) 251-7171
- **Gage Blocks:**  
Cleveland, OH, (440) 835-0001
- In Mexico, please call (844) 432-4660

## CUSTOM SOLUTION DEVELOPMENT

- **Special Tools and Gages:**  
Athol, MA, (978) 249-3551
- **Metrology System Development and Configuration:**  
Laguna Hills, (949) 348-1213
- **Granite Based Custom Products:**  
Waite Park, MN, (320) 251-7171
- In Mexico, please call (844) 432-4660

## ADDITIONAL AND/OR UP-TO-DATE INFORMATION

- starrett.com
- Product Literature and Educational Materials:  
Select the "Catalogs" button at starrett.com to order printed product information and to access literature PDFs for viewing and/or downloading
- In Mexico, please call (844) 432-4660





# CORPORATE HEADQUARTERS AND MAIN FACTORY

## THE L.S. STARRETT COMPANY

121 Crescent Street  
Athol, MA 01331-1915 - U.S.A.

Tel: (978) 249-3551  
Main Fax: (978) 249-8495

## INTERNATIONAL LOCATIONS

### BRAZIL

Starrett Indústria e Comércio Ltda.  
Av. Laroy S. Starrett 1880 - Bairro Pinheirinho  
Caixa Postal 171  
13306-900 Itu, São Paulo - Brazil

Tel: 55 11 2118-8200  
Fax: 55 11 2118-8003

### SCOTLAND

The L.S. Starrett Company Ltd.  
Jedburgh TD8 6LR - Scotland

Tel: 44 (0) 1835 863501  
Fax: 44 (0) 1835 863018

### CHINA

Starrett Tools (Suzhou) Company Limited  
Suzhou Industrial Park  
No. 339. Su Hong Zhong Road  
Suzhou, Jiangsu Province  
P.R. China 215021

Tel: 86 512 6741940  
Fax: 86 512 67415697



## HOW TO ORDER

For prompt delivery, technical support and assistance, contact your nearest industrial distributor.

## PRODUCT DEMONSTRATION

All Starrett manufacturing and branch locations and many distributors can demonstrate an array of Starrett products at work. Contact your local distributor to learn more.





## STARRETT PRODUCT LINES

Band Saw Blades

Force Measurement

Jobsite & Workshop Tools

Laser Measurement

Metrology Equipment

Precision Granite

Precision Ground Solutions

Precision Measuring Tools

PTA & Hand Tools

Service

Webber Gage Blocks

# HOLE SAWS



Follow us!



# Starrett®

Phone: (978) 249-3551 | Fax: (978) 249-8495  
121 Crescent Street - Athol, MA 01331-1915 - USA