

Catalog Number	
Notes	Type

FEATURES & SPECIFICATIONS

INTENDED USE

Patented labor saving design installs in 15 minutes or less, especially designed for field installation. Factory or field installed inside or outside (Field only) fluorescent fixture to operate lamp(s) at reduced light output, providing optimum glare-free illumination for a minimum of 90 minutes upon interruption of normal power.

CONSTRUCTION

- Labor-saving design - 1/3 fewer wires and fewer connections than typical fluorescent power packs.
- Engineering-grade charcoal gray plastic housing is impact-resistant, corrosion resistant and scratch-resistant.
- UL94-04 flame rating
- U.S. Patent No. 6,522,147.
- Patented integrated test switch/pilot light that requires only one-hole drilling.

PERFORMANCE

Operates one 2' - 4' or U-shaped fluorescent lamp for 90 minutes. (Compatible with most electronic T8 and magnetic T12, instant start, rapid start and slimline ballasts).

ELECTRONIC

- Multi-voltage input capability (120V or 277V).
- Additional input lead provided to allow switching of fixture.
- Constant-current type charger.
- Input circuit provides high efficiency and reliable operation.
- High-efficiency push-pull inverter is the most effective method of converting DC power. It provides maximum light output, battery life and reliability.

BATTERY

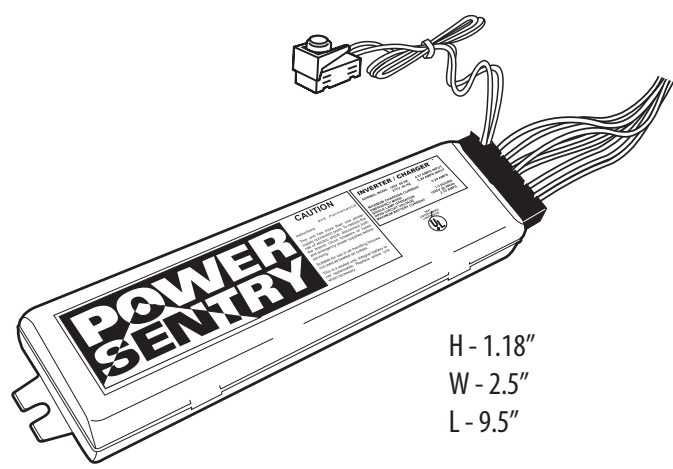
Sealed, maintenance-free, high-temperature nickel cadmium battery. Ensures long life over a wide range of temperatures. Automatic battery recharge after 90-minute discharge. Fully charged after 24 hours.

INSTALLATION

- Patented Quick-Disconnect connector system allows for easy replacement capabilities.
- Push-nuts and insulation-displacement connectors reduce installation time. Custom, one-piece test switch/pilot light allows for mounting flexibility.
- Mounts concealed within fixture wireway for clean appearance and protection against vandalism.
- Compact size (9.5" L x 2.5" W x 1.18" H) allows installation in a variety of fluorescent fixtures: troffers, industrials, commercials and strips.
- Unit mounting centers are identical to a standard ballast.
- Unit wires two ways: on night light circuit (permanently energized) or on switchable circuit (unswitched circuit to the battery charger and switched circuit to the fixture ballast). Unit will strike normally off lamp.

FLUORESCENT BATTERY PACKS

PSQ500QD



H - 1.18"
W - 2.5"
L - 9.5"

LISTING

- UL listed. Meets UL 924, NFPA 101 (current Life Safety Code), NEC and OSHA illumination standards.
- Standard unit is UL approved for installation in sealed and gasketed fixtures.
- For product UL approved for use in wet and damp location fixtures, see PSQ500DW specification sheet.

WARRANTY

Three-year total customer satisfaction warranty. (For complete details, see warranty page in Product Selection Guide).

ORDERING LOGIC

Lead times will vary depending on options selected. Consult with your sales representative.
Example: PSQ500QD

All configurations of this product are considered "standard" and have short lead times.

PSQ500QD MVOLT

Designation

PSQ500QD Battery pack

Accessories¹ (Order as separate item)

- ELA TSPLP** Remote or replacement test switch/pilot light; mounts up to 25' away from fixture
- ELA PSRME** Remote mounting enclosure

NOTES

1. See Inverter Accessories specification sheets for details on other compatible devices.

PSQ500QD Fluorescent Battery Packs



SPECIFICATIONS

BATTERY

Sealed Nickel-Cadmium

Voltage	Shelf life ¹	Expected life ¹	Maintenance	Optimum Temperature ²
3.6	3 years	7-9 years	None ³	32-100

NOTES:

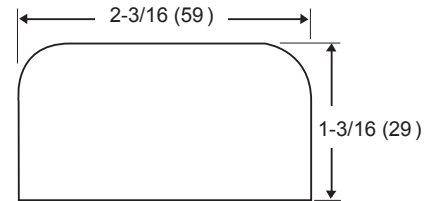
- 1 At 77°F.
- 2 Optimum ambient temperature range where unit will provide capacity for 90^o minutes. Higher and lower temperatures affect life and capacity. Consult factory for detailed information. Damp location models are UL listed 0-50°C (32-122°F).
- 3 Periodic system status test recommended.

ELECTRICAL

Volts A	Maximum AC input	
	mps	Watts
120	0.27	2.5
277	0.29	2.5

MOUNTING

All dimensions are inches (millimeters).



Cross section end view
 Length: 9-1/2 inches
 Shipping weight: 1.4 lbs (0.6)

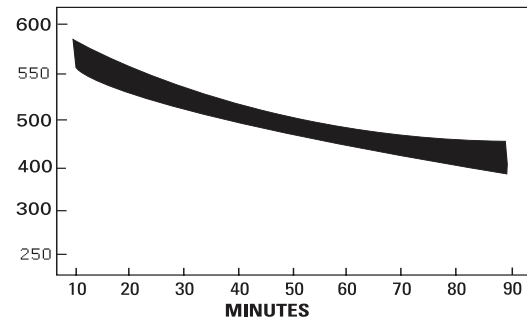
LAMP COMPATIBILITY

Lamp/Ballast Type	Wattage	Emergency Operation
24"- 48" T12 (magnetic)	34 – 40	■
U-Lamp T12 (magnetic)	34 – 40	■
U-Lamp T8 (electronic)	16 – 31	■
24"- 48" T8 (electronic)	17 – 32	■
48" T12 (magnetic)	32 – 40	■
Long Compact (4-pin)	18 – 40	■

One-lamp emergency operation. Tested and approved lamp/ballast combinations. Consult Lithonia Lighting representative for additional lamp/ballast combination compatibility not shown.

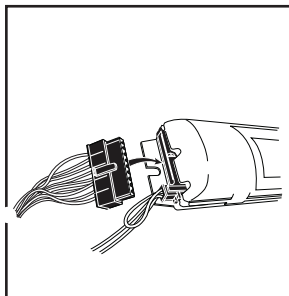
PERFORMANCE

Emergency Lamp Lumen Output

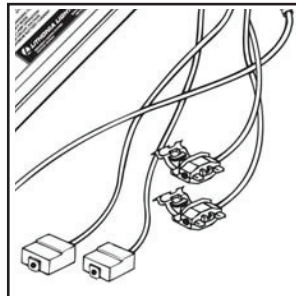


Light output data based on F32T8 lamps (2800 lamp lumen rating). Two-lamp electronic instant start ballast. Thermal and ballast factor corrections have been included. Light output for other lamp and ballast types will vary. Luminaire efficiency and application conditions must be determined to calculate actual illuminance levels. Consult Lithonia Lighting representative for further information.

KEY FEATURES



Polarized quick-connect integrated test switch pilot light assembly.



Pushnuts and insulation displacement connectors reduce installation time.

AcuityBrands.

Sheet#: PSQ500QD