



UNDERCABINET LIGHTING

PRO-SERIES HALOGEN

20W - 12-volt Halogen Lamps

**ULH109, ULH214,
ULH322 and ULH430**

Project: _____

Fixture Type: _____

Location: _____

Contact/Phone: _____

PRODUCT DESCRIPTION

The Pro-Series Halogen modular series with integral electronic transformer operates 12-volt halogen lamps to deliver the best color rendering with maximum light output and lamp life. The efficient operation of low voltage lamps, along with a unique housing/reflector system, reduces mounting surface temperatures well below what is typical for halogen undercabinet fixtures. Pro-Series Halogen fixtures are optimized for fast permanent installation, mounting either flush to the rear backsplash or to the front lip of cabinetry to suit project conditions and homeowner preference.

PRODUCT SPECIFICATIONS

Lamp 20W-12-volt halogen bi-pin lamps supplied with fixture
 • Projected 6,000 hour life based on actual operating voltage in fixture.

Transformer Integral Electronic 120 to 12-volt step down transformer is accessible for maintenance without having to remove fixture.

Housing Extruded aluminum • Designer white, black, brushed bronze or brushed silver finish.

Reflector Specular aluminum reflector behind each lamp.

Diffuser Clear prismatic tempered glass lens for maximum light transmission • Reverse-angled to minimize perceived brightness
 • Captive lens has hinged design for tool-less relamping • Spring-loaded retention bar prevents lens from accidentally being bumped loose.

Switch Convenient integral Hi/Lo/Off rocker switch.

Dimming For best results use dimmer specifically designed for use with electronic low voltage transformers.

Labels UL Listed.

INSTALLATION

ULH series fixtures optimized with a center rear wiring access compartment and push-in 3-wire electrical connectors for quick electrical connection without having to open the fixture or remove the lens. Rear wiring access compartment covers provided with push-in connector for non-metallic cable and knockout for feed thru wiring capability. Multiple off-center knockouts provided in two, three and four lamp fixtures. Die-cast fitting for 3/8" flexible metal conduit supplied in a hardware pack. Fixtures may be mounted flush to the backsplash or up against the front lip of the cabinetry using captive external mounting screws.

Portable To install as a portable fixture, use the 3-wire grounded cord & plug (ULH-CP sold separately).


Optional Direct Wire Optional direct wire module (ULH-DWM sold separately) facilitates code-compliant installation of fixture at front edge of cabinetry. Supplied with 36" field-shortenable jumper cord to bring power to either end of the fixture.

Electrically Connecting Multiple Fixtures Up to 10 fixtures may be electrically joined together using either the straight joiner connector supplied with each fixture or the optional JC3 jumper cords. See accessories table for lengths and finishes.

PRO-SERIES HALOGEN 5 MINUTE DIRECT-WIRE INSTALLATION



Step 1 Attach supply wires to rear access cover.



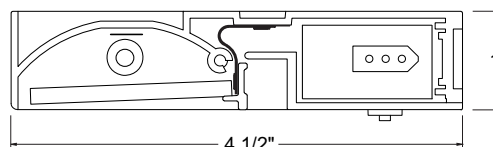
Step 2 Connect supply wires to fixture leads using push-in connectors.



Step 3 Mount fixture to cabinet bottom using captive mounting screws.

REV-4/10

DIMENSIONS



ENGINEERING DATA

	ULH109	ULH214	ULH322	ULH430
Total input power (watts)	20	40	60	80
Total Operating AMPS	.17	.34	.50	.70
Power Factor	.99	.99	.99	.99

Maximum cabinet bottom contact temperature: less than 60° C.

PRODUCT CODES

Catalog Number	Finish	Overall Length	Lamp
ULH109-BL	Black	9 1/2"	1-20W
ULH109-BZ	Brushed Bronze	9 1/2"	1-20W
ULH109-SL	Brushed Silver	9 1/2"	1-20W
ULH109-WH	Designer White	9 1/2"	1-20W
ULH214-BL	Black	14"	2-20W
ULH214-BZ	Brushed Bronze	14"	2-20W
ULH214-SL	Brushed Silver	14"	2-20W
ULH214-WH	Designer White	14"	2-20W
ULH322-BL	Black	22"	3-20W
ULH322-BZ	Brushed Bronze	22"	3-20W
ULH322-SL	Brushed Silver	22"	3-20W
ULH322-WH	Designer White	22"	3-20W
ULH430-BL	Black	30"	4-20W
ULH430-BZ	Brushed Bronze	30"	4-20W
ULH430-SL	Brushed Silver	30"	4-20W
ULH430-WH	Designer White	30"	4-20W

ACCESSORIES

Catalog No.	Description
JC3-8-WH,-BL	8" Jumper Cord
JC3-17-WH,-BL	17" Jumper Cord
JC3-26-WH,-BL	26" Jumper Cord
ULH-CONN	3/8" Miniature Die-Cast Electrical Connector
ULH-CP-WH,-BL	3-Wire Grounded Cord & Plug
ULH-DWM-WH,-BL	Direct Wire Module

UNDERCABINET LIGHTING

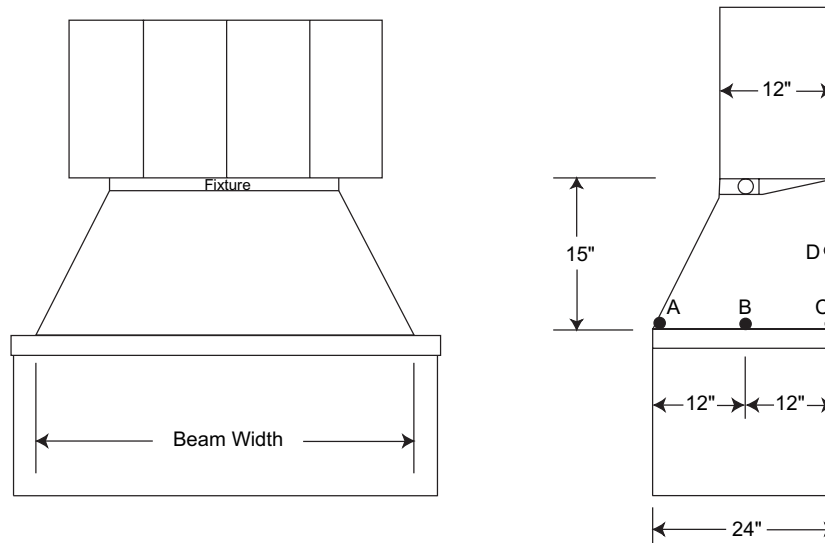
PRO-SERIES HALOGEN

20W - 12-volt Halogen Lamps

**ULH109, ULH214,
ULH322 and ULH430**

LIGHTING APPLICATION DATA

FOOTCANDLES ON HORIZONTAL WORK SURFACE



Footcandles						
Cat #	Lamp	* Beam Width	A	B	C	D
ULH109	(1) 20-watt Halogen	21"	8	29	26	34
ULH214	(2) 20-watt Halogen	23"	14	52	46	52
ULH322	(3) 20-watt Halogen	31"	23	72	63	59
ULH430	(4) 20-watt Halogen	36"	23	74	69	61

*Beam width defined as 50% of maximum footcandles

Rear wall reflectance 50%

Counter Surface Reflectance 20%

