



TRAC 12

Miniature 20-Amp Low Voltage Trac System

TRAC SECTIONS, JOINERS, FEEDS & MONOPOINTS


TL2, TL4, TL6 and TL8

Project: _____
 Fixture Type: _____
 Location: _____
 Contact/Phone: _____

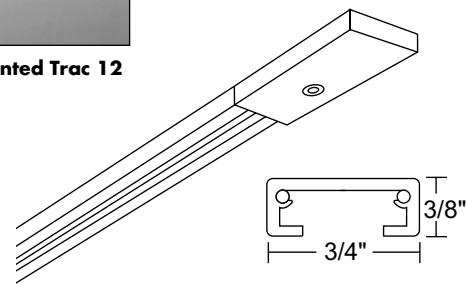
PRODUCT DESCRIPTION

Ultra-miniature, single-circuit trac sections for operation with 12 volt or 24 volt step down transformers as listed on pages [D3.1.2](#) and [D3.1.3](#). Each trac section is supplied with an integral terminal block feed/straight connector and is compatible with right-angle, adjustable joiner and conduit/J-box mounting accessories, as listed on back of this page, to permit NEC code-compliant installations. Accepts all Trac12 cover, accent and pendant lampholders.

DIMENSIONS



Surface Mounted Trac 12



PRODUCT SPECIFICATIONS

Construction Extruded ABS/Polycarbonate for maximum strength and heat resistance • Injection molded polycarbonate terminal block end-feed/straight connector assembly with decorative cover
 • Injection molded polycarbonate dead-end with set screw
 • Standard lengths may be cut-to-length by installer.

Electrical Two 12 gauge solid copper conductors • Rated 20 amps at 12 or 24 volts.

Labels UL listed, CSA certified.

Product specifications subject to change without notice.

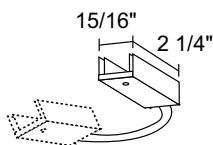
PRODUCT CODES

Catalog Number	Description	Actual Length	Finish
TL2WH	2' Trac Section	20 5/8"	White
TL2BL	2' Trac Section	20 5/8"	Black
TL4WH	4' Trac Section	44 5/8"	White
TL4BL	4' Trac Section	44 5/8"	Black
TL6WH	6' Trac Section	68 5/8"	White
TL6BL	6' Trac Section	68 5/8"	Black
TL8WH	8' Trac Section	92 5/8"	White
TL8BL	8' Trac Section	92 5/8"	Black

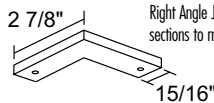
PRODUCT INSTALLATION

Terminal block connector, supplied with each trac section, accepts up to 10 gauge solid secondary feed wire or allows connection to additional trac sections • Use with TL34 conduit adapter or TL21 Outlet Box canopy for Class 1 installations over 60VA • Supplied with toggle bolts for surface mounting.

Joiner Connectors (12V or 24V)

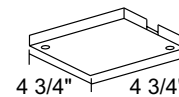


TL20WH, TL20BL
 Adjustable Joiner. Electrically joins two Trac 12 sections at variable angles.

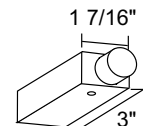


TL24WH, TL24BL
 Right Angle Joiner. Joins two Trac 12 sections to make a 90° corner.

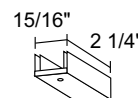
Electrical Feeds (12V or 24V)



TL21WH, TL21BL
 Outlet Box/T-Bar Ceiling Canopy. For mounting over outlet box or in T-bar ceilings. Includes: mounting plate and cover with breakouts to feed up to four Trac 12 sections. (For T-bar ceilings order one **TL37**.)



TL34WH, TL34BL
 Conduit Feed. For surface wiring or top feed using 1/2" electrical connectors.



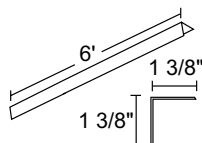
TL38WH, TL38BL
 End Feed Connector/Dead End. Converts extra field cut-off trac section to complete trac assemblies.

Mounting Accessories



TLR37
 15/16" T-Bar Attachment Clip. To attach Trac 12 to inverted T-bar ceilings using flush or drop tiles. Use one per foot of Trac 12 trac.

TLR37-9-16
 9/16" T-Bar Attachment Clip. To attach Trac 12 to inverted T-bar ceilings using flush or drop tiles. Use one per foot of Trac 12 trac.



TL4000WH, TL4000BL
 Extruded Aluminum Fascia. Conceals trac and lampholders. 6' length. Cut to size on job to fit required shielding. Includes mounting screws and end caps.

TRAC 12

Miniature 20-Amp Low Voltage Trac System

TRAC SECTIONS, JOINERS, FEEDS & MONOPOINTS

TL2, TL4, TL6 and TL8

REMOTE POWERED MONOPOINTS

TL40WH, TL40BL, TL40SL

Surface Monopoint Adapter. Mounts directly to outlet box. Accepts one Trac 12 spotlight or pendant. Requires remote transformer power source (order separately).



5" diameter x 1/4" high

TL43WH, TL43BL, TL43SL

Miniature Surface Monopoint Adapter. Mounts to ceiling, wall or cabinet surfaces up to 3/4" max. thickness. Includes 50" of wire and connector for remote transformer **TL544N**. Designed to accept one Juno 12V halogen spotlight or pendant when used with **TL544N**.



2 1/2" diameter x 1/8" high

TL44WH, TL44BL, TL44SL

Miniature Monopoint Adapter For Use With Remote Transformer. Installs from below the ceiling for new construction or remodel installation in 2 x 6 construction up to 3/4" max. surface thickness. Includes IC rated recessed wiring compartment with universal electrical connector which accepts 3/8" flexible conduit or non-metallic sheathed cable (Type NM). Designed to accept one Juno Trac 12 spotlight or pendant up to 60W max. Recessed section is 3" high and 8" long.




2 1/2" diameter x 1/8" high
(Visible monopoint dimensions)

RECESSED MONOPOINT POWER PACKS (FOR 12V ONLY)

TL644WH, TL644BL, TL644SL

Miniature Monopoint Adapter With Integral LED-Compatible Transformer. Installs from below the ceiling for new construction or remodel installation in 2 x 6 construction up to 3/4" max. surface thickness. Uses dimmable Hatch RS-12-60M-LED 60VA 12VAC solid state electronic transformer. Also compatible with most 12VAC LED lamps (by others) — contact lamp manufacturer to confirm compatibility. Also compatible with 50W max. 12VAC halogen lamps. Includes TC rated recessed wiring compartment with universal electric connector which accepts 3/8" flexible conduit or non-metallic sheathed cable (Type NM). Designed to accept one Juno Trac 12 spotlight or pendant up to 60W max. Recessed section is 3" high and 8" long.



2 1/2" diameter x 1/8" high
(Visible monopoint dimensions)

TL543WH

Recessed Monopoint Power Pack for new construction. IC approved for direct contact with insulation. Includes 12V-50VA electronic transformer, pre-wired recessed housing, canopy and adjustable bar hangers. Accepts one Trac 12 halogen spotlight or pendant. Recessed section 6" high.



5" diameter x 1/4" high
(Visible monopoint dimensions)

TL542WH

Recessed Monopoint Power Pack for remodel construction. IC approved for direct contact with insulation. Includes 12V-50VA electronic transformer, pre-wired recessed housing and canopy. Accepts one Trac 12 halogen spotlight or pendant. Recessed section 6" high.



5" diameter x 1/4" high
(Visible monopoint dimensions)

SURFACE MONOPOINT ADAPTERS w/INTEGRAL ELECTRONIC TRANSFORMER

TL539WH

Monopoint Adapter w/ Integral Transformer. Attaches to all Juno 6" dia. recessed housings. 12V-50VA. Accepts one Trac 12 halogen spotlight or pendant. 120VAC input.



7 5/8" diameter x 3/16" high

TL540WH, TL540BL, TL540SL

Monopoint Adapter w/ Integral Transformer. Mounts directly to outlet box. 12V-50VA. Accepts one Trac 12 halogen spotlight or pendant. 120VAC input.

TL540U-WH, TL540U-BL, TL540U-SL

Same as above except compatible with both LED and halogen fixtures. Uses Hatch RS-12-60M-LED 60VA 12VAC solid state electronic transformer. Also compatible with most 12VAC LED lamps (by others) — contact lamp manufacturer to confirm compatibility. Also compatible with 50W max. 12VAC halogen lamps.



6 1/2" diameter x 1 3/8" high

TL541WH, TL541BL, TL541SL

Conical Monopoint Adapter w/ Integral Transformer. Mounts directly to outlet box. 12V-50VA. Accepts one Trac 12 halogen spotlight or pendant. 120VAC input.

TL541U-WH, TL541U-BL, TL541U-SL

Same as above except compatible with both LED and halogen fixtures. Uses Hatch RS-12-60M-LED 60VA 12VAC solid state electronic transformer. Also compatible with most 12VAC LED lamps (by others) — contact lamp manufacturer to confirm compatibility. Also compatible with 50W max. 12VAC halogen lamps.



5 3/8" diameter x 2 3/8" high

Trac 12 Extension Wands



TLRW12, TLRW18, TLRW24, TLRW36, TLRW48
Trac 12 Extension Wands
(12", 18", 24", 36", 48")
Suspend Trac 12 lampholders from Trac 12 or Trac 12/25 trac sections or monopoints.
WH, BL, SL

Product specifications subject to change without notice.



1300 S. Wolf Road • Des Plaines, IL 60018 • Phone (847) 827-9880 • Fax (847) 827-2925
220 Chrysler Drive • Brampton, Ontario • Canada L6S 6B6 • Phone (905) 792-7335 • Fax (905) 792-0064
Visit us at www.junolightinggroup.com

Printed in U.S.A. ©2016 Acuity Brands Lighting, Inc.