



6" DELUXE UNIVERSAL TC HOUSING

INCANDESCENT LAMPS

TC2

Project: _____

Fixture Type: _____

Location: _____

Contact/Phone: _____

PRODUCT DESCRIPTION

TC Housing design for use in non-insulated areas • If installed where insulation is present, the insulation must be pulled back 3" from all sides of the TC housing.

PRODUCT SPECIFICATIONS

Lamp Lamp ratings based on trim selected—see reverse.

Socket Medium base porcelain with nickel-plated copper screw shell • Drop socket with spring to accommodate certain trim installation.

Trims Trim selection shown on reverse.

Labels U.L. listed for through-branch wiring, damp locations and IP • Product thermally protected against improper use of lamps or insulation • Union made • UL Listed/CSA certified • Trims 20, 21, 22, 239, 240, 241, 242, 243 and 9900 are wet location approved for covered ceiling applications • Trims 28, 29 are wet location approved for covered ceiling applications, **when used with outdoor rated lamps.**

Testing All reports are based on published industry procedures; field performance may differ from laboratory performance.

Product specifications subject to change without notice.

INSTALLATION

Real Nail 3 Bar Hangers Telescoping, patent-pending Real Nail 3 system permits quick placement of housing anywhere within 24" O.C. joists or suspended ceilings • Integral T-bar notch and clip secures housing in suspended ceiling grid – no accessory clips required • 24" expansion stop allows quick placement of fixture in standard grid spacing • Bars scored in two locations for fast, clean breaking, allowing housing installation in tight applications • Bars captive to mounting frame • Edge-mounted for extra strength • Captive bugle-headed ring shank nail for quick one-step installation and easy removal with claw hammer for fixture relocation • Quick-Loc slot (location identified on the mounting frame) and oversized locking set screw lock fixture in position • Bar hanger foot contoured to align to bottom of construction joist • Alternate mounting holes included.

Junction Box Pre-wired junction box provided with (5) ½" and (1) ¾" knockouts, (4) Non-metallic sheathed cable connectors and ground wire, U.L. listed/CSA certified for through-branch wiring, maximum 8 No. 12 AWG 90° C branch circuit conductors (4 in, 4 out) • Junction box provided with removable access plates • Knockouts equipped with pryout slots.

Mounting Frame 22-gauge die-formed galvanized steel mounting frame • Rough-in section (junction box, mounting frame, housing and bar hangers) fully assembled for ease of installation • Sight lines embossed on mounting frame to allow for easy viewing when aligning fixtures.

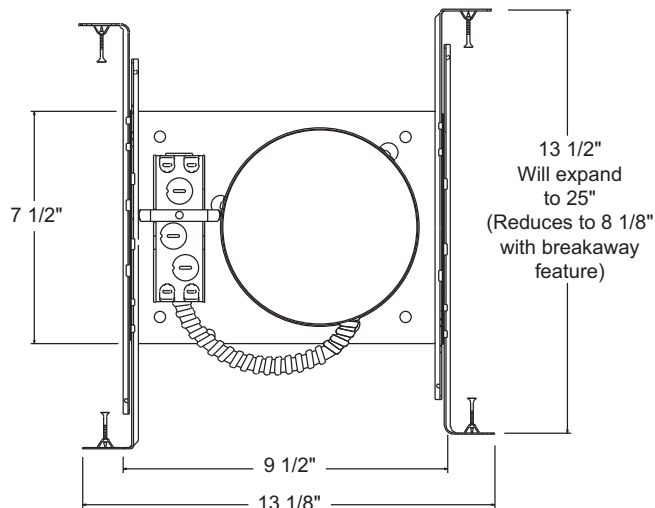
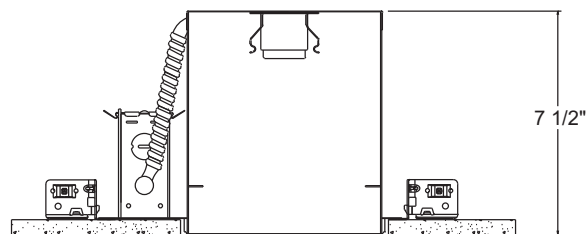
Housing TC housing, 22-gauge white painted steel • Housing is vertically adjustable to accommodate up to a 2" ceiling thickness.

PRODUCT CODES

Catalog Number	Input Voltage	Lamp Rating (max.)
TC2	120V	A19/A21/BR30/BR40/MR16/PAR16/PAR20/PAR30/PAR30L/PAR38/R20/R30 (See reverse for max. trim rating)


























































































REV-2/09

DIMENSIONS



6 7/8" CEILING CUTOUT

TRIMS/LAMPS

Cat. No.	Description	Max. Lamp Rating	Cat. No.	Description	Max. Lamp Rating
 23B-WH	Pinhole with black baffle	50W PAR20/R20	 226B-WH	Black Cylinder w/Black Baffle	60W PAR16
24B-WH	Conical Black Baffle	75W PAR30L, 65W BR30	 226W-WH	White Cylinder w/White Baffle	
**  24B-SC	Conical Black Baffle		 228-WH	R20 Regressed Eyeball	50W PAR20/R20
**  24B-ABZ	Conical Black Baffle		 229-WH	BR30 Regressed Eyeball	75W PAR30L, 65W BR30
24B-BL	Conical Black Baffle		 229-SC	BR30 Regressed Eyeball	
24W-WH	Conical White Baffle		 229-ABZ	BR30 Regressed Eyeball	
25B-WH	Straight Black Baffle	150W PAR38, 120W BR40	 229-BL	BR30 Regressed Eyeball	
**  25B-SC	Straight Black Baffle		 248W-WH	R20 Eyeball in White Baffle	50W PAR20/R20
**  25B-ABZ	Straight Black Baffle		 249B-WH	BR30 Eyeball in Black Baffle	75W PAR30L, 65W BR30
25B-BL	Straight Black Baffle		 249W-WH	BR30 Eyeball in White Baffle	
25W-WH	Straight White Baffle		**  264B-WH	PAR30 Adjustable Conical Black Baffle	75W PAR30
26C-WH	Straight Cone - Clear Alzak®	150W PAR38, 120W BR40	**  264W-WH	PAR30 Adjustable Conical White Baffle	
26G-WH	Straight Cone - Gold Alzak®		 267C-WH	PAR30 Adjustable Cone - Clear Alzak®	75W PAR30
**  26B-WH	Straight Cone - Black Alzak®		**  267G-WH	PAR30 Adjustable Cone - Gold Alzak®	
**  26PT-SC	Straight Cone - Pewter Alzak®		 267B-WH	PAR30 Adjustable Cone - Black Alzak®	
26W-WH	Straight Cone - Gloss White		**  267HZ-WH	PAR30 Adjustable Cone - Haze	
26HZ-WH	Straight Cone - Haze		**  267WHZ-WH	PAR30 Adjustable Cone - Wheat Haze	
26WHZ-WH	Straight Cone - Wheat Haze		 XR30101WH	AVIO Square Gimbal Ring - White	75W PAR30
27C-WH	Tapered Cone - Clear Alzak®	75W PAR30L, 65W BR30	 XR30101BL	AVIO Square Gimbal Ring - Black	
**  27G-WH	Tapered Cone - Gold Alzak®		 XR30101GP	AVIO Square Gimbal Ring - Graphite	
**  27B-WH	Tapered Cone - Black Alzak®		 XR30101SL	AVIO Square Gimbal Ring - Silver	
**  27PT-SC	Tapered Cone - Pewter Alzak®		 20-WH ♦	Albalite	75W A19
**  27W-WH	Tapered Cone - Gloss White		 20-PW ♦	Shower/Closet Light	
**  27HZ-WH	Tapered Cone - Haze		 240-WH ♦	Albalite with Reflector	100W A19
**  27WHZ-WH	Tapered Cone - Wheat Haze		 240-PW ♦	Shower/Closet Light	
**  27WHZ-ABZ	Tapered Cone - Wheat Haze		 21-WH ♦	Drop Opal	75W A19
 28B-WH ♦♦	Conical Black Baffle	100W A19, 150W A21, 150W PAR38, 75W PAR30, 75W PAR30L, 85W BR30, 120W BR40	 21-PW ♦	Shower/Closet Light	
 28W-WH ♦♦	Conical White Baffle		 241-WH ♦	Drop Opal with Reflector	100W A19
 29C-WH ♦♦	Deep Cone - Clear	100W A19, 150W A21, 100W PAR38, 75W PAR30, 75W PAR30L, 85W BR30, 120W BR40	 241-PW ♦	Shower/Closet Light	
 29W-WH ♦♦	Deep Cone - White		 242-WH ♦	Shower Trim, Frosted Lens with Clear Center	120W PAR38
 230CB-WH	Economy Multiplier - Clear w/Black Baffle	100W A19	 242-SC ♦	Fresnel	75W A19
 230CW-WH	Economy Multiplier - Clear w/White Baffle		 242-ABZ ♦	Frosted Lens	
 232C-WH	Multiplier - Clear Alzak®	100W A19, 150W A21	 22-WH ♦	Scoop Wall Wash w/Black Baffle	75W A19
 232G-WH	Multiplier - Gold Alzak®	100W A19, 150W A21	 239-WH ♦	Scoop Wall Wash w/White Baffle	75W A19
 232W-WH	Multiplier - Gloss White	100W A19	 261B-WH	Decorative Swirled Etched Opal Glass	100W A19
 232HZ-WH	Multiplier - Haze	100W A19, 150W A21	 261W-WH	Decorative Swirled Etched Opal Glass	
 232WHZ-WH	Multiplier - Wheat Haze	100W A19, 150W A21	 243-WH ♦	Luminous Disc (Frosted)	65W BR30
 233C-WH	Multiplier in Clear Alzak® w/Black Baffle	100W A19, 150W A21	 9702	Luminous Collar (Frosted)	75W BR30
**  244B-WH	Shallow Black Baffle	75W PAR30/30L, 65W BR30	 9024W-WH	White Octagonal w/White Baffle	65W BR30
**  244W-WH	Shallow White Baffle		 9524-SC	Chrome Band	65W BR30
**  247C-WH	Shallow Cone - Clear Alzak®	75W PAR30/30L, 65W BR30	**  9900-WH ♦	Fluted Opal Lens	75W A19
**  247G-WH	Shallow Cone - Gold Alzak®		 424B-WH	Downlight or Adjustable w/Black Baffle	50W MR16
**  247B-WH	Shallow Cone - Black Alzak®		 427W-WH	White Cylinder w/White Baffle/White Bezel	50W MR16
**  247HZ-WH	Shallow Cone - Haze				
**  247WHZ-WH	Shallow Cone - Wheat Haze				
 250-WH	Open Frame	65W BR30			
 250-SC	Open Frame				
 250-ABZ	Open Frame				
 251-WH	Open Frame	120W BR40, 250W R40 Heat Lamp			
**  254B-WH	Deep Baffle - Black	75W PAR30, 100W PAR38			
**  254W-WH	Deep Baffle - White				
**  257C-WH	Deep Cone - Clear Alzak®	75W PAR30,			
**  257B-WH	Deep Cone - Black Alzak®	100W PAR38			
**  257G-WH	Deep Cone - Gold Alzak®				
**  257HZ-WH	Deep Cone - Haze				
**  257WHZ-WH	Deep Cone - Wheat Haze				
 224B-WH	Gimbal in Black Baffle	150W PAR38/3 Side Prong			
 224W-WH	Gimbal in White Baffle				
	Can also be used w/med. screw base lamps				

♦ UL Listed for use in wet location.

♦♦ UL Listed for use in wet location with outdoor rated lamp.

** NOTE: TR6 Trim Ring compatible with 24, 25, 26, 27, 244, 247, 254, 257, 264, 267, 9900 trims.

JUNO LIGHTING GROUP
by Schneider Electric

1300 S. Wolf Road • Des Plaines, IL 60018 • Phone (847) 827-9880 • Fax (847) 827-2925
 220 Chrysler Drive • Brampton, Ontario • Canada L6S 6B6 • Phone (905) 792-7335 • Fax (905) 792-0064
 Visit us at www.junolightinggroup.com

Trim Size: 7⁵/₈" O.D. (except Cat. Nos. 20, 21, 22, 228, 229, 240, 241, 251, 9000, 9024 - 8" O.D., Cat. No. 9702 - 7³/₄" O.D.).

Trim Finish: ABZ - Classic Aged Bronze, BL - Black, GP - Graphite, PW - Plastic White (Polycarbonate material shower trim), SC - Satin Chrome, SL - Silver, WH - White.

* Use dimmers specifically designed for low voltage magnetic transformers.

Alzak is a registered trademark of Alcoa Corp.

Note: In Canada when insulation is present, Type IC fixtures must be used.