



6" UNIVERSAL IC HOUSING

INCANDESCENT LAMPS

IC2


Project: _____

Fixture Type: _____

Location: _____

Contact/Phone: _____

PRODUCT DESCRIPTION

IC Air-Loc® double wall housing allows higher wattage and better lamp image cut-off • Energy efficient, sealed inner housing • Can be completely covered with insulation • When used with Air-Loc Gasket (see accessories), stops infiltration and exfiltration of air, reducing heating and air cooling costs • Trims shown with Air-Loc symbol  do not require a gasket.

PRODUCT SPECIFICATIONS

Lamp Lamp ratings based on trim selected—see reverse.

Socket Medium base porcelain with nickel-plated copper screw shell • Drop socket with spring to accommodate certain trim installation.

Trims Trim selection shown on reverse.

Labels U.L. listed for through-branch wiring, damp locations and IP • Product thermally protected against improper use of lamps • Union made • UL Listed/CSA certified • Trims 20, 21, 22, 239, 240, 241, 242, 243 and 9900 are wet location approved for covered ceiling applications • Trims 28, 29 are wet location approved for covered ceiling applications, **when used with outdoor rated lamps**.

Testing All reports are based on published industry procedures; field performance may differ from laboratory performance.

Product specifications subject to change without notice.

INSTALLATION

Real Nail 3 Bar Hangers Telescoping, Patented (US Patent D552,969) Real Nail 3 system permits quick placement of housing anywhere within 24" O.C. joists or suspended ceilings • Integral T-bar notch and clip secures housing in suspended ceiling grid – no accessory clips required • 24" expansion stop allows quick placement of fixture in standard grid spacing • Bars scored in two locations for fast, clean breaking, allowing housing installation in tight applications • Bars captive to mounting frame • Edge-mounted for extra strength • Captive bugle-headed ring shank nail for quick one-step installation and easy removal with claw hammer for fixture relocation • Quick-Loc slot and oversized locking set screw lock fixture in position • Bar hanger foot contoured to align to bottom of construction joist • Alternate mounting holes included.

Junction Box Pre-wired junction box provided with (5) ½" and (1) ¾" knockouts, (4) Non-metallic sheathed cable connectors and ground wire, U.L. listed/CSA certified for through branch wiring, maximum 8 No. 12 AWG 90° C branch circuit conductors (4 in, 4 out) • Junction box provided with removable access plates • Knockouts equipped with Pryout slots.

Mounting Frame 22-gauge die-formed galvanized steel mounting frame • Rough-in section (junction box, mounting frame, housing and bar hangers) fully assembled for ease of installation.

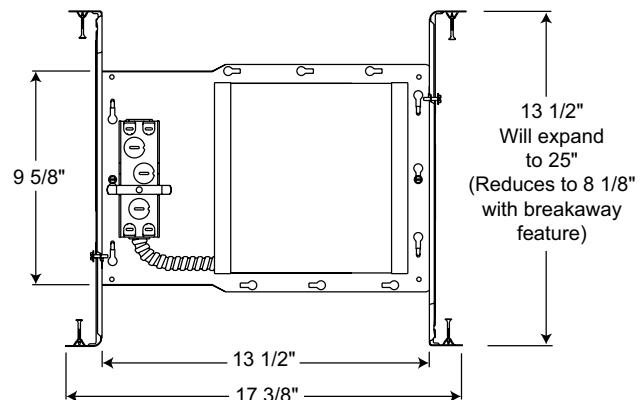
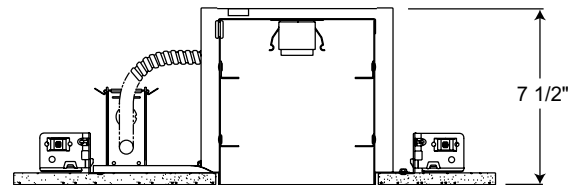
Housing IC housing, .032" aluminum sealed for Air-Loc Compliance • Access door for junction box accessibility • Inner housing is vertically adjustable to accommodate up to a 1" ceiling thickness.

PRODUCT CODES

Catalog Number	Input Voltage	Lamp Rating (max.)
IC2	120V	A19/A21/BR30/BR40/MR16/PAR16/PAR20/PAR30/PAR30L/PAR38/R20/R30 (See reverse for max. trim rating)

REV-5/15

DIMENSIONS


























































































6 7/8" CEILING CUTOUT


ACCESSORIES

Catalog No.	Description
ALG6	Air-Loc Gasket

To order, specify catalog number.

TRIMS/LAMPS

Cat. No.	Description	Max. Lamp Rating	Cat. No.	Description	Max. Lamp Rating
 23B-WH	Pinhole with black baffle	50W PAR20/R20	 226B-WH	Black Cylinder w/Black Baffle	60W PAR16
24B-WH	Conical Black Baffle	75W PAR30L, 65W BR30	 226W-WH	White Cylinder w/White Baffle	
**  24B-SC	Conical Black Baffle		 228-WH	R20 Regressed Eyeball	50W PAR20/R20
24B-ABZ	Conical Black Baffle		 229-WH	BR30 Regressed Eyeball	75W PAR30L, 65W BR30
24B-BL	Conical Black Baffle		 229-SC	BR30 Regressed Eyeball	
24W-WH	Conical White Baffle		 229-ABZ	BR30 Regressed Eyeball	
25B-WH	Straight Black Baffle	85W BR40, 90W PAR38	 229-BL	BR30 Regressed Eyeball	
**  25B-SC	Straight Black Baffle		 248W-WH	R20 Eyeball in White Baffle	50W PAR20/R20
25B-ABZ	Straight Black Baffle		 249B-WH	BR30 Eyeball in Black Baffle	75W PAR30L, 65W BR30
25B-BL	Straight Black Baffle		 249W-WH	BR30 Eyeball in White Baffle	
25W-WH	Straight White Baffle		 264B-WH	PAR30 Adjustable Conical Black Baffle	75W PAR30
26C-WH	Straight Cone - Clear Alzak®	90W PAR38, 85W BR40	 264W-WH	PAR30 Adjustable Conical White Baffle	
26G-WH	Straight Cone - Gold Alzak®		 267C-WH	PAR30 Adjustable Cone - Clear Alzak®	75W PAR30
26B-WH	Straight Cone - Black Alzak®		 267G-WH	PAR30 Adjustable Cone - Gold Alzak®	
**  26PT-SC	Straight Cone - Pewter Alzak®	75W PAR30L, 65W BR30	 267B-WH	PAR30 Adjustable Cone - Black Alzak®	
26W-WH	Straight Cone - Gloss White		 267HZ-WH	PAR30 Adjustable Cone - Haze	
26HZ-WH	Straight Cone - Haze		 267WHZ-WH	PAR30 Adjustable Cone - Wheat Haze	
26WHZ-WH	Straight Cone - Wheat Haze		 XR30101WH	AVIO Square Gimbal Ring - White	75W PAR30
27C-WH	Tapered Cone - Clear Alzak®		 XR30101BL	AVIO Square Gimbal Ring - Black	
27G-WH	Tapered Cone - Gold Alzak®		 XR30101GP	AVIO Square Gimbal Ring - Graphite	
27B-WH	Tapered Cone - Black Alzak®		 XR30101SL	AVIO Square Gimbal Ring - Silver	
**  27PT-SC	Tapered Cone - Pewter Alzak®		 20-WH ♦	Albalite	40W A19
27W-WH	Tapered Cone - Gloss White		 20-PW ♦	Shower/Closet Light	
27HZ-WH	Tapered Cone - Haze		 240-WH ♦	Albalite with Reflector	60W A19
27WHZ-WH	Tapered Cone - Wheat Haze		 240-PW ♦	Shower/Closet Light	
27WHZ-ABZ	Tapered Cone - Wheat Haze		 21-WH ♦	Drop Opal	40W A19
  28B-WH ♦♦	Conical Black Baffle	75W A19, 100W PAR38, 75W PAR30/30L, 85W BR30, 120W BR40	 21-PW ♦	Drop Opal with Reflector	60W A19
  28W-WH ♦♦	Conical White Baffle		 241-WH ♦	Shower/Closet Light	60W A19
  29C-WH ♦♦	Deep Cone - Clear	100W A19, 100W	 241-PW ♦	Shower/Closet Light	
  29W-WH ♦♦	Deep Cone - White	75W PAR30/30L, 85W BR30, 120W BR40	 242-WH ♦	Shower Trim, Frosted Lens with Clear Center	75W PAR38, 60W PAR38IR
 230CB-WH	Economy Multiplier - Clear w/Black Baffle	100W A19	 242-SC ♦	Fresnel	40W A19
 230CW-WH	Economy Multiplier - Clear w/White Baffle		 242-ABZ ♦	Frosted Lens	40W A19
 232C-WH	Multiplier - Clear Alzak®	100W A19, 150W A21	 261B-WH	Scoop Wall Wash w/Black Baffle	40W A19
 232G-WH	Multiplier - Gold Alzak®	100W A19, 150W A21	 261W-WH	Scoop Wall Wash w/White Baffle	
 232W-WH	Multiplier - Gloss White	75W A19	 243-WH ♦	Decorative Swirled Etched Opal Glass	60W A19
 232HZ-WH	Multiplier - Haze	100W A19, 150W A21	 9324-SC	Luminous Disc (Frosted)	65W BR30
 232WHZ-WH	Multiplier - Wheat Haze	100W A19, 150W A21	 9702	Luminous Collar (Frosted)	75W BR30
 233C-WH	Multiplier in Clear Alzak® w/Black Baffle	75W A19	 9024W-WH	White Octagonal w/White Baffle	65W BR30
  244B-WH	Shallow Black Baffle	75W PAR30/30L, 65W BR30	 9524-SC	Chrome Band	65W BR30
  244W-WH	Shallow White Baffle		 9900-WH ♦	Fluted Opal Lens	60W A19
  247C-WH	Shallow Cone - Clear Alzak®	75W PAR30/30L, 65W BR30	 424B-WH	Downlight or Adjustable w/Black Baffle	35W MR16
**   247G-WH	Shallow Cone - Gold Alzak®		 427W-WH	White Cylinder w/White Baffle/White Bezel	50W MR16
  247B-WH	Shallow Cone - Black Alzak®				
  247HZ-WH	Shallow Cone - Haze				
  247WHZ-WH	Shallow Cone - Wheat Haze				
 250-WH	Open Frame	65W BR30			
 250-SC	Open Frame				
 250-ABZ	Open Frame				
 251-WH	Open Frame	100W BR40			
**  254B-WH	Deep Baffle - Black	75W PAR30, 100W PAR38			
 254W-WH	Deep Baffle - White				
**  257C-WH	Deep Cone - Clear Alzak®	75W PAR30, 100W PAR38			
 257B-WH	Deep Cone - Black Alzak®				
 257G-WH	Deep Cone - Gold Alzak®				
 257HZ-WH	Deep Cone - Haze				
257WHZ-WH	Deep Cone - Wheat Haze				
224B-WH	Gimbal in Black Baffle	75W PAR38/3 Side Prong			
224W-WH	Gimbal in White Baffle				
	Can also be used w/med. screw base lamps				

 JUNO IC housings meet IECC Energy Code requirements per ASTM E283.

Air-Loc® rated trims are pre-gasketed for minimum air leakage with IC housings.

♦ UL Listed for use in wet location.

♦♦ UL Listed for use in wet location with outdoor rated lamp.

** NOTE: TR6 Trim Ring compatible with 24, 25, 26, 27, 244, 247, 254, 257, 264, 267, 9900 trims.



JUNO LIGHTING GROUP
an Acuity Brands company



1300 S. Wolf Road • Des Plaines, IL 60018 • Phone (847) 827-9880 • Fax (847) 827-2925

220 Chrysler Drive • Brampton, Ontario • Canada L6S 6B6 • Phone (905) 792-7335 • Fax (905) 792-0064

Visit us at www.junolightinggroup.com

Printed in U.S.A. ©2016 Acuity Brands Lighting, Inc.

LOW VOLTAGE TRIMS WITH TRANSFORMER *

 424B-WH	Downlight or Adjustable w/Black Baffle	35W MR16
 427W-WH	White Cylinder w/White Baffle/White Bezel	50W MR16

Trim Size: 7⁵/₈" O.D. (except Cat. Nos. 20, 21, 22, 228, 229, 240, 241, 251, 9000, 9024 - 8" O.D., Cat. No. 9702 - 7³/₄" O.D.).

Trim Finish: ABZ - Classic Aged Bronze, BL - Black, GP - Graphite, PW - Plastic White (Polycarbonate material shower trim), SC - Satin Chrome, SL - Silver, WH - White.

* Use dimmers specifically designed for low voltage magnetic transformers.

Alzak is a registered trademark of Alcoa Corp.

Note: In Canada when insulation is present, Type IC fixtures must be used.