



4" MINIATURE UNIVERSAL TC REMODEL HOUSING

INCANDESCENT LAMPS

TC1R

Project: _____

Fixture Type: _____

Location: _____

Contact/Phone: _____

PRODUCT DESCRIPTION

TC Housing for remodel application where back side of ceiling is not accessible • Installs through an opening in the ceiling from below • Secured in place by factory installed remodel springs • Design for use in non-insulated areas • If installed where insulation is present, the insulation must be pulled back 3" from all sides of the TC housing.

PRODUCT SPECIFICATIONS

Lamp Lamp ratings based on trim selected – see reverse.

Socket Detachable medium base porcelain with nickel-plated copper screw shell.

Trims Trim selection shown on reverse.

Labels U.L. listed for through-branch wiring, damp locations and IP • Product thermally protected against improper use of lamps or insulation • Union made • UL Listed/CSA certified • Trim No. 11, 12, 4101, 4102 and 4181 are wet location approved for covered ceiling applications • Trims 14, 17 are wet location approved for covered ceiling applications, **when used with outdoor rated lamps**.

Testing All reports are based on published industry procedures; field performance may differ from laboratory performance.

Product specifications subject to change without notice.

INSTALLATION

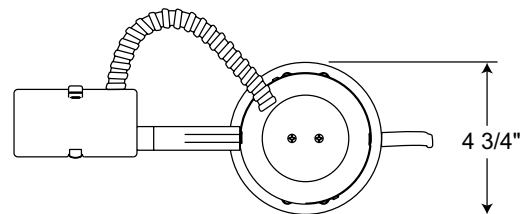
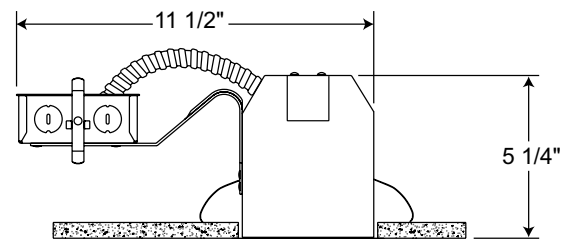
Junction Box Pre-wired junction box, UL listed/CSA certified for through-branch wiring maximum 4 No. 12 AWG 90° C branch circuit conductors (2 in, 2 out) • Junction box provided with removable access plate, (5) ½" knockouts, (4) Non-metallic sheathed cable connectors and ground wire • Knockouts equipped with pryout slots.

Housing TC housing, 22-gauge galvanized steel • Remodel springs accommodate up to a 1 1/8" ceiling thickness.

PRODUCT CODES

Catalog Number	Input Voltage	Lamp Rating (max.)
TC1R	120V	R14/R16/R20/PAR16/PAR20 (See reverse for max. trim rating)

DIMENSIONS



4 3/8" CEILING CUTOUT

ACCESSORIES

Catalog No.	Description
GU10-WHIP	GU10 Socket Whip
SMPLT-4	4" Housing Locator












To order, specify catalog number.

4" MINIATURE UNIVERSAL TC REMODEL HOUSING

INCANDESCENT LAMPS

TC1R

ROUND TRIMS/LAMPS

Cat. No.	Description	Max. Lamp Rating
 13-WH	2" Pinhole with Integral Shield	50W PAR20/R20
	14B-WH ♦♦ Black Baffle 14B-SC ♦♦ Black Baffle 14B-ABZ ♦♦ Black Baffle 14B-BL ♦♦ Black Baffle 14W-WH ♦♦ White Baffle	50W PAR20/R20
	17C-WH ♦♦ Cone - Clear Alzak® 17G-WH ♦♦ Cone - Gold Alzak® 17B-WH ♦♦ Cone - Black Alzak® 17PT-SC ♦♦ Cone - Pewter Alzak® 17W-WH ♦♦ Cone - Gloss White 17HZ-WH ♦♦ Cone - Haze 17WHZ-WH ♦♦ Cone - Wheat Haze 17WHZ-ABZ ♦♦ Cone - Wheat Haze	50W PAR20/R20
	10-WH Push-In Flush Gimbal Ring 10-BL Push-In Flush Gimbal Ring 10-SC Push-In Flush Gimbal Ring 10-ABZ Push-In Flush Gimbal Ring	50W PAR20/ 75W ES20 GU10 (Requires GU10-WHIP)
	18-WH Mini Eyeball 18-SC Mini Eyeball	60W PAR16
	19-WH Mini Eyeball	25W R14/40W R16 intermediate screw base
	440-WH Flush Gimbal Ring 440-BL Flush Gimbal Ring 440-SC Flush Gimbal Ring 440-ABZ Flush Gimbal Ring (New tighter gap, uses 2" optical media)	50W MR16, PAR16, ES16 GU10 (Requires GU10-WHIP)
	445-WH Slot Aperture Downlight or Adjustable	50W MR16, PAR16, ES16 GU10 (Requires GU10-WHIP)
	448-WH Eyeball with Black Baffle 448-SC Eyeball with Black Baffle	50W MR16, PAR16, ES16 GU10 (Requires GU10-WHIP)
	11-WH ♦ Drop Opal	50W PAR20/R20
	12W-WH ♦ Shower Trim, frosted perimeter lens 12W-SC ♦ Shower Trim, frosted perimeter lens 12W-ABZ ♦ Shower Trim, frosted perimeter lens	50W PAR20/R20










Trim Size: 5" O.D.

Trim Finish: ABZ - Classic Aged Bronze, BL - Black, GP - Graphite,
PW - Plastic White (Polycarbonate material shower trim),
SC - Satin Chrome, SL - Silver, WH - White.








Alzak is a registered trademark of Alcoa Corp.

Note: In Canada when insulation is present, Type IC fixtures must be used.

- ♦ UL Listed for use in wet location.
- ♦♦ UL Listed for use in wet location with outdoor rated lamp.

Cat. No.	Description	Max. Lamp Rating
 16-WH	Scoop Wall Wash with higher inner shield	25W R14/40W R16 intermediate screw base
 446-WH	Scoop Adjustable	50W MR16, PAR16, ES16 GU10 (Requires GU10-WHIP)
	4101-WH ♦ Beveled Dome Shower 4101-SC ♦ Beveled Dome Shower 4101-ABZ ♦ Beveled Dome Shower	50W PAR/R20
	4102-WH ♦ Beveled Shower 4102-SC ♦ Beveled Shower 4102-ABZ ♦ Beveled Shower	50W PAR/R20
	4103FROST-WH Beveled Cylinder 4103FROST-SC Beveled Cylinder	50W PAR/R20
	4104HZ-SC Beveled Cone 4104WHZ-ABZ Beveled Cone	50W PAR/R20
	4150MESH-SC Cylinder	50W PAR/R20
	4180FROST Solid Glass Collar (torsion spring attachment)	50W PAR/R20
	4181CLEAR ♦ All Glass Shower (torsion spring attachment)	50W PAR/R20

SQUARE TRIMS/LAMPS

Cat. No.	Description	Max. Lamp Rating
 175Q-HZ-WH ♦♦	Square Downlight - Haze Reflector	50W PAR20, 30W R20
 175Q-W-WH ♦♦	Square Downlight - White Reflector	
 175Q-B-WH ♦♦	Square Downlight - Black Alzak Reflector	
 175Q-WHZ-WH ♦♦	Square Downlight - Wheat Haze Reflector	
 135Q-WH	Square Pinhole	50W PAR20, 50W R20
	4405Q-WH Square Flush Gimbal 4405Q-BL Square Flush Gimbal	50W MR16 120V GU10 Base (Requires GU10-WHIP) 35° Vertical Adjustment
 125Q-W-WH ♦	Square Frosted Lens with Clear Center	50W PAR20, 50W R20

 **GU10-WHIP** GU10 Socket Whip

