



TRAC-MASTER®

Avant Garde

CYLINDRA™ SERIES

T841, T844, T845 and T846

Project: _____

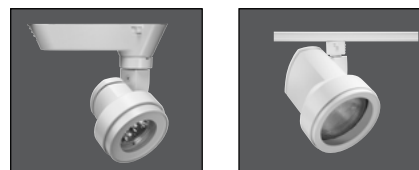
Fixture Type: _____

Location: _____

Contact/Phone: _____

PRODUCT DESCRIPTION

The contemporary styling of the Cylindra fixture enables it to subtly enhance practically any decor without diverting attention from the surrounding environment. Soft curved surfaces combine with clean, crisp edges to provide a uniquely attractive aesthetic. Cylindra's integral, bayonet-mounted accessory holder accommodates up to two accessories simultaneously.



Low Voltage MR16

Construction Die cast aluminum housing.

Lamp 12V, 50W maximum MR16 GU5.3/GX5.3 bi-pin.

Socket Ceramic bi-pin.

Accessory Holder Integral to fixture design • Die cast aluminum construction • Precision bayonet mounting • Accommodates up to two accessories simultaneously • Clear glass lens included with fixture.

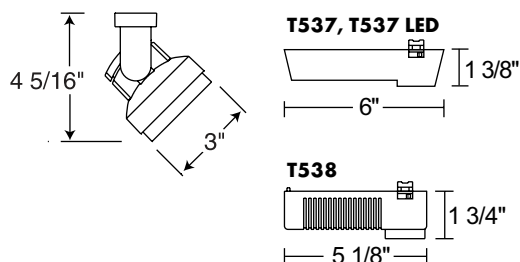
Transformer Must be ordered separately • Compatible with T537 or T538 12V electronic transformer for halogen lamps (D1.2.1) • Compatible with T537 LED universal 12V electronic transformer for LED or halogen lamps (D1.2.5) • Compatible with T539 12V electronic transformer for halogen lamps (D1.2.0) • Compatible with T543 12V magnetic transformer for LED or halogen lamps (D1.2.0).

Aiming 360° horizontal rotation • 105° vertical aiming capability.

Labels UL and C-UL Listed.

Specifications subject to change without notice.

Catalog Number	Description	Finish	Lamp
T841 WH	Cylindra	White	50W MR16 max.
T841 BL	Cylindra	Black	50W MR16 max.
T841 SL	Cylindra	Silver	50W MR16 max.



ACCESSORIES

Cat. No.	Description	Cat. No.	Description
CGF 200	Color Glass Filter	HCLBL 200	Hexagonal Cell Louver - Black
DCCF 200	Dichroic Color Correction Filter	DIFF 200	Diffusion Glass Lens
DGF 200	Dichroic Glass Filter	UVF 200	UV Filter
SOLITE 200	Uniformity Lens (Solite)	LSPREAD 200	Linear Spread Glass Lens
PRISM 200	Prismatic Spread Glass Lens		

See specification sheet [D1.2.2](#) for details.

Line Voltage PAR20

Construction Die cast aluminum housing.

Lamp 120V, 50W maximum PAR20 medium base.

Socket Medium base porcelain with nickel plated copper screw shell.

Juno Universal Trac Adapter Compatible with Juno Trac-Master 1 or 2-circuit systems or Juno Trac-Lites system • Copper alloy contacts provide precise spring action - no arcing and will not take a set • True, positive electrical ground • On/off switch included • Patented embossed polarity arrows on bottom of adapter • Spring-loaded positive latch with embossed polarity arrows secures trac light to trac • "Pull-up" contact to up position for two-circuit application.

Alternate TEK Trac Adapter Compatible with Juno TEK trac system • System specific and assembled to trac fixture • Integrally polarized construction to prevent reverse installation - only allows insertion in proper orientation • Rotary circuit selector enables simple switching between circuits • Integral on/off switch enables individual fixtures to be switched for servicing.

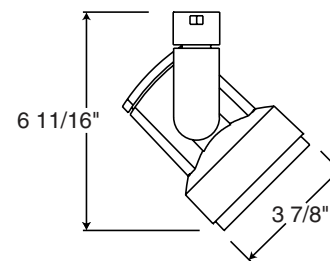
Accessory Holder Integral to fixture design • Die cast aluminum construction • Precision bayonet mounting • Accommodates up to two accessories simultaneously.

Aiming 360° horizontal coverage • 105° vertical aiming capability.

Labels UL and C-UL Listed.

Specifications subject to change without notice.

Catalog Number	Description	Finish	Lamp
T844 WH	Cylindra w/Universal Trac Adapter	White	50W PAR20 max.
T844 BL	Cylindra w/Universal Trac Adapter	Black	50W PAR20 max.
T844 SL	Cylindra w/Universal Trac Adapter	Silver	50W PAR20 max.
T844 TEK WH	Cylindra w/TEK Trac Adapter	White	50W PAR20 max.
T844 TEK BL	Cylindra w/TEK Trac Adapter	Black	50W PAR20 max.
T844 TEK SL	Cylindra w/TEK Trac Adapter	Silver	50W PAR20 max.



ACCESSORIES

Cat. No.	Description	Cat. No.	Description
CGF 275	Color Glass Filter	HCLBL 275	Hexagonal Cell Louver - Black
DCCF 275	Dichroic Color Correction Filter	DIFF 275	Diffusion Glass Lens
DGF 275	Dichroic Glass Filter	UVF 275	UV Filter
SOLITE 275	Uniformity Lens (Solite)	LSPREAD 275	Linear Spread Glass Lens
PRISM 275	Prismatic Spread Glass Lens		

See specification sheet [D1.2.2](#) for details.



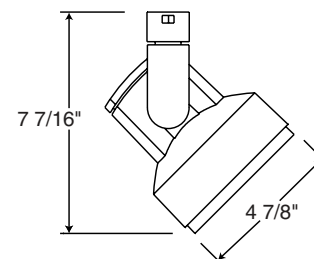
TRAC-MASTER®

Avant Garde

CYLINDRA™ SERIES**T841, T844, T845 and T846****Line Voltage PAR30****Construction** Die cast aluminum housing.**Lamp** 120V, 75W maximum PAR30 medium base.**Socket** Medium base porcelain with nickel plated copper screw shell.**Juno Universal Trac Adapter** Compatible with Juno Trac-Master 1 or 2-circuit systems or Juno Trac-Lites system • Copper alloy contacts provide precise spring action - no arcing and will not take a set • True, positive electrical ground • On/off switch included • Patented embossed polarity arrows on bottom of adapter • Spring-loaded positive latch with embossed polarity arrows secures trac light to trac • "Pull-up" contact to up position for two-circuit application.**Alternate TEK Trac Adapter** Compatible with Juno TEK trac system • System specific and assembled to trac fixture • Integrally polarized construction to prevent reverse installation – only allows insertion in proper orientation • Rotary circuit selector enables simple switching between circuits • Integral on/off switch enables individual fixtures to be switched for servicing.**Accessory Holder** Integral to fixture design • Die cast aluminum construction • Precision bayonet mounting • Accommodates up to two accessories simultaneously.**Aiming** 360° horizontal coverage • 105° vertical aiming capability.**Labels** UL and C-UL Listed.

Specifications subject to change without notice.

Catalog Number	Description	Finish	Lamp
T845 WH	Cylindra w/Universal Trac Adapter	White	75W PAR30 max.
T845 BL	Cylindra w/Universal Trac Adapter	Black	75W PAR30 max.
T845 SL	Cylindra w/Universal Trac Adapter	Silver	75W PAR30 max.
T845 TEK WH	Cylindra w/TEK Trac Adapter	White	75W PAR30 max.
T845 TEK BL	Cylindra w/TEK Trac Adapter	Black	75W PAR30 max.
T845 TEK SL	Cylindra w/TEK Trac Adapter	Silver	75W PAR30 max.

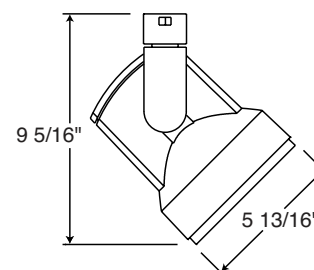
**ACCESSORIES**

Cat. No.	Description	Cat. No.	Description
CGF 375	Color Glass Filter	CCLBL 375	Cube Cell Louver - Black
DCCF 375	Dichroic Color Correction Filter	DIFF 375	Diffusion Glass Lens
DGF 375	Dichroic Glass Filter	UVF 375	UV Filter
SOLITE 375	Uniformity Lens (Solite)	LSPREAD 375	Linear Spread Glass Lens
PRISM 375	Prismatic Spread Glass Lens		

See specification sheet [D1.2.2](#) for details.**Line Voltage PAR38****Construction** Die cast aluminum housing.**Lamp** 120V, 150W maximum PAR38 medium base.**Socket** Medium base porcelain with nickel plated copper screw shell.**Juno Universal Trac Adapter** Compatible with Juno Trac-Master 1 or 2-circuit systems or Juno Trac-Lites system • Copper alloy contacts provide precise spring action - no arcing and will not take a set • True, positive electrical ground • On/off switch included • Patented embossed polarity arrows on bottom of adapter • Spring-loaded positive latch with embossed polarity arrows secures trac light to trac • "Pull-up" contact to up position for two-circuit application.**Alternate TEK Trac Adapter** Compatible with Juno TEK trac system • System specific and assembled to trac fixture • Integrally polarized construction to prevent reverse installation – only allows insertion in proper orientation • Rotary circuit selector enables simple switching between circuits • Integral on/off switch enables individual fixtures to be switched for servicing.**Accessory Holder** Integral to fixture design • Die cast aluminum construction • Precision bayonet mounting • Accommodates up to two accessories simultaneously.**Aiming** 360° horizontal coverage • 105° vertical aiming capability.**Labels** UL and C-UL Listed.

Specifications subject to change without notice.

Catalog Number	Description	Finish	Lamp
T846 WH	Cylindra w/Universal Trac Adapter	White	150W PAR38 max.
T846 BL	Cylindra w/Universal Trac Adapter	Black	150W PAR38 max.
T846 SL	Cylindra w/Universal Trac Adapter	Silver	150W PAR38 max.
T846 TEK WH	Cylindra w/TEK Trac Adapter	White	150W PAR38 max.
T846 TEK BL	Cylindra w/TEK Trac Adapter	Black	150W PAR38 max.
T846 TEK SL	Cylindra w/TEK Trac Adapter	Silver	150W PAR38 max.

**ACCESSORIES**

Cat. No.	Description	Cat. No.	Description
CGF 469	Color Glass Filter	CCLBL 469	Cube Cell Louver - Black
DCCF 469	Dichroic Color Correction Filter	DIFF 469	Diffusion Glass Lens
DGF 469	Dichroic Glass Filter	UVF 469	UV Filter
SOLITE 469	Uniformity Lens (Solite)	LSPREAD 469	Linear Spread Glass Lens
PRISM 469	Prismatic Spread Glass Lens		

See specification sheet [D1.2.2](#) for details.