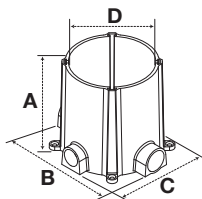






Floor Boxes Flush Round Single or Multi-Service Non-Metallic Concrete Floor Box

Dimensions Inches (mm)

	 PFB1
Min. Depth of Pour	3.00" (76.2)
Capacity	100 cubic inches prior to cutting level to floor (19.5 cubic inches per inch of depth).
Dimensions – A	6.00" (152.4)
Dimensions – B	7.08" (179.8)
Dimensions – C	6.69" (169.9)
Dimensions – D	5.38" (136.5)
Hubs	(2) 1.0" and (2) ¾" conduit hubs
Concrete Cover Included	✓
Closure/Reducer Plugs	(2) 1" plugs close off 1" hubs or reduce 1" to ¾" (2) ¾" plugs close off ¾" hubs or reduce ¾" to ½"

Note: UL File Number E92074. CSA File Number LR18416.

Description	Catalog Number
Adapter Required for all applications.	 PFBA1A
Low Voltage Divider Required for use with catalog number PFB1 when used in multi-service applications. Accepts Hubbell standard duplex receptacles or 15A Twist-Lock® duplex receptacles (HBL4700 series).	 PFBT1A
"Y" Adapter ¾ in. "Y" adapter to feed parallel runs of ¾ in. conduit.	 PFBYA1

Flush Round Covers and Flanges

Multi-Service Cover and Flange Assemblies

Includes floor box cover with duplex flaps, (2) ½ in. dia. low voltage feed through holes and matching carpet flange. 6.25 in. Diameter

SF39253A



Brass

PFBCBRA



Brown Non-Metallic

PFBCBLA



Black Non-Metallic

PFBCGYA



Gray Non-Metallic

PFBCIA




Ivory Non-Metallic

Single Service Covers

Brass
Aluminum
3.88 in. Dia.

S3925
SA3925



Duplex Flap

S3725
SA3725



Duplex Screw

S2525
SA2525



2 1/8" x ¾"
Combination

S2725
SA2725



2 1/8" x 1"
Combination

S2925
SA2925



2 1/8" Single Receptacle

S3525
—



2 3/8" Single Receptacle

S3325
—



2 1/8" Single Receptacle
(Terrazzo Floor)

Metal Carpet Flange

Use with single service covers for carpet applications. 6.25 in. Diameter

S3082



Brass

SA3082



Brushed Aluminum

Adapter Ring

Use with single service covers for tile applications.

S5016



Brass

SA5016



Aluminum

Furniture Feed Plate

Unpainted plate with 1 in. threaded opening.

PFBP1



Steel

One Piece Brass Cover and Carpet Flange

6.25 in. Dia.

SF3925



Duplex Flap

SF2525



2 1/8" x ¾"
Combination

SF2725



2 1/8" x 1"
Combination

SF2925



2 1/8" Single Receptacle

Note: Adapter ring S5016 is required for mounting SF series covers onto PFBA1A.