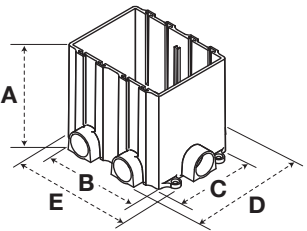





Dimensions Inches (mm)

Style	1-Gang	2-Gang	3-Gang
	 PFBRG1*	 PFBRG2	 PFBRG3
Min. Depth of Pour	3.00" (76.2)	3.00" (76.2)	3.00" (76.2)
Adjustability	Fully	Fully	Fully
Cubic Inch (cm3) Capacity Per Gang	14.3 cu. in. (234.3 cm3) per 1" depth	14.3 cu. in. (234.3 cm3) per 1" depth	14.3 cu. in. (234.3 cm3) per 1" depth
Dimensions – A	6.00" (152.4)	6.00" (152.4)	6.00" (152.4)
Dimensions – B	3.60" (91.4)	6.82" (173.2)	10.04" (255.0)
Dimensions – C	5.42" (137.7)	5.42" (137.7)	5.42" (137.7)
Dimensions – D	6.90" (175.3)	6.90" (175.3)	6.90" (175.3)
Dimensions – E	5.44" (138.2)	8.66" (220.0)	11.87" (301.5)
Hubs	(4) 1¼"	(6) 1¼"	(8) 1¼"
Reducers	(4) 1" to ¾" and (4) 1¼" to 1"	(6) 1" to ¾" and (6) 1¼" to 1"	(8) 1" to ¾" and (8) 1¼" to 1"
Concrete Cover Included	✓	✓	✓
Closure Plugs Included	✓	✓	✓
Removable LV Barrier	–	✓	✓

Note: UL File Number E92074.

*Suitable for single service applications only.

Flush Rectangular Non-Metallic Covers and Flanges

Required Components for Carpet Applications

Carpet Flanges	Cover with Duplex and Style Line® decorator inserts included			
Number of Gangs	1-Gang	2-Gang	3-Gang	One Required per Gang
Dimensions	6.00" x 4.88"	6.00" x 8.13"	6.00" x 11.35"	4.15" x 2.97"
Black	PFBRFBL1	PFBRFBL2	PFBRFBL3	PFBR826BLA
Brown	PFBRFBR1	PFBRFBR2	PFBRFBR3	PFBR826BRA
Gray	PFBRFGY1	PFBRFGY2	PFBRFGY3	PFBR826GYA
Ivory	PFBRFI1	PFBRFI2	PFBRFI3	PFBR826IA



Cover








Duplex Insert



Style Line® Decorator Insert

Required Components for Tile Applications

Mounting Collar	Cover Frame	Cover with Duplex and Style Line® decorator inserts included		
One Required per Gang	One Required per Gang Dim. 4.47" x 3.25"	One Required per Gang	4.15" x 2.97"	
PFBRMC	PFBRFRA	PFBR826GYA		
				
		Cover	Duplex Insert	Style Line® Decorator Insert