

Product Family
Quiet Multiple-Use Earplug

No-roll design for easy handling, better fit








[Learn more about our products at howardleight.com](http://howardleight.com)

>

[Learn more about hearing conservation at hearforever.org](http://hearforever.org) >



Product Numbers & Ordering Information

	Product Numbers	Details
	QD30	Quiet - corded NRR 26 Canada Class A(L)
	QD30-RC	Quiet - corded NRR 26 Canada Class A(L)
	QD30-LG	Quiet - large - corded NRR 26 Canada Class A(L)
	QD30-RC-LG	Quiet - large - corded NRR 26 Canada Class A(L)
	QD1-LG	Quiet - large - uncorded NRR 26 Canada Class A(L)
	QD1-RC-LG	Quiet - large - uncorded NRR 26 Canada Class A(L)
	QD30-RC-SM	Quiet - small - corded NRR 26 Canada Class A(L)

Quiet Multiple-Use Earplug



QD30-SM

Quiet - small - corded
NRR 26 Canada Class A(L)



QD1-RC-SM

Quiet - small - uncorded
NRR 26 Canada Class A(L)



QD1-SM

Quiet - small - uncorded
NRR 26 Canada Class A(L)



QD1

Quiet - uncorded
NRR 26 Canada Class A(L)



QD1-RC

Quiet - uncorded
NRR 26 Canada Class A(L)



QD-1-DS

Quiet - uncorded bulk refill for Leight Source 500
NRR 26 Canada Class A(L)



QD-5

Quiet - uncorded 5-pair vending pack
NRR 26 Canada Class A(L)



QD-30-5

Quiet - corded 5-pair vending pack
NRR 26 Canada Class A(L)

Overview

Key Features

- Patented "no-roll" design is easy to handle and fit
- Contoured shape comfortably matches contours of the ear canal
- Smooth, non-irritating skin provides all-day comfort, easy to clean for long-term use
- Built-in insertion stem makes insertion quick and easy

Recommended Industries/Use

- Chemical
- Manufacturing
- Medical
- Mining
- Municipal Services
- Pharmaceutical
- Transportation

Hazards

- Noise

Regulations

- 29 CFR 1910.95 - OSHA Occupational Noise Exposure (US)
- ANSI S3.19-1974 - Attenuation Test Protocol (US)
- Part II, (R.S.C. 1985, c. L-2) - Canada Labour Code
- Z94.2-1994 - Attenuation Test Protocol (CAN)
- 2003/10/EC - EU Hearing Directive

Quiet Multiple-Use Earplug

- 89/686/EEC - EU Directive/PPE
- Category II - EC Category/PPE
- EN 352-2:1993 - EC Standards
- NOHSC: 1007 (2000) - National Standard for Occupational Noise (AUS/NZ)
- NR 15 - Security and Health of Work, Annexes 1 and 2, n°3.214/1978 - Occupational Noise Regulations (BR)
- ANSI S12.6/1997 - Method B - Attenuation Test Protocol (BR)
- 9001:2008 - ISO

Historical Brand

Howard Leight

Specifications

Color

- Orange

Shape

- Bell

Material

- Vinyl

Packaging Options

- Polybag • Bulk Refill for Leight Source 500 Dispenser

Cord Options

- Uncorded • Polycord

NRR

- 26

Canada Class

- A(L)

SNR

- 28

SLC80

- 20 dB / Class 3

EU Certifications

- European Directives – 89/686/EEC
- EC Category PPE – Category II
- Standards – EN 352-2:1993
- EC Certification Number – 152
- EC Attestation Number – 930992
- Laboratory – INSPEC

AUS Certifications

- Standardsmark License #1579

Certifications

CE Certificate - Quiet (Blue Stem)

http://www.honeywellsafety.com/Supplementary/Documents_and_Downloads/Secured/Hearing_Protection/Earplugs/36631/1033.aspx

CE Certificate - Quiet (Blue Stem)

Instruction Manual - Quiet (global)

http://www.honeywellsafety.com/Supplementary/Documents_and_Downloads/Secured/Hearing_Protection/Earplugs/41919/1033.aspx

Quiet Multiple-Use Earplug

QUIET 1 2 3 YES OUI JA SI4 NO NON NEIN NO 8 FITTING INSTRUCTIONS 1. Insert closed end of earplug well inside ear canal by gently pulling top of ear up and back as shown. Press on flexible stem with a forward, up and down motion. 2. Proper Fit: In a noisy environment, with earplugs inserted, cup hands over ears and release.

EC Certificate - Earplugs

http://www.honeywellsafety.com/Supplementary/Documents_and_Downloads/Secured/Hearing_Protection/Earplugs/42685/1033.aspx

EC Declaration of conformity The manufacturer SPERIAN HEARING PROTECTION, LLC, 7828 Waterville Rd. San Diego, CA 92154 United States declares that the Personal Protective Equipment (PPE) items listed below, conform with the provisions of Council Directive 89/686/EEC and, where applicable, with the national standard, tr

Literature & Documents

EC Attestation Report - Quiet

http://www.honeywellsafety.com/Supplementary/Documents_and_Downloads/Secured/Hearing_Protection/Earplugs/20054/1033.aspx

EC Attestation Report - Quiet

Earplug Instruction Poster - EN

http://www.honeywellsafety.com/Supplementary/Documents_and_Downloads/Hearing_Protection/Earplugs/19799/1033.aspx

Earplug Instruction Poster - ES

http://www.honeywellsafety.com/Supplementary/Documents_and_Downloads/Hearing_Protection/Earplugs/19802/1033.aspx

Earplug Instruction Poster - FR

http://www.honeywellsafety.com/Supplementary/Documents_and_Downloads/Hearing_Protection/Earplugs/19800/1033.aspx

Training & Proper Use

1. While holding the stem, reach a hand over your head and gently pull top of your ear up and back.
2. Insert the earplug so all flanges are well inside your ear canal.
3. If properly fitted, the tip of the earplug stem may be visible to someone looking at you from the front.
4. Proper Fit – If either or both earplugs do not seem to be fitted properly, remove the earplug and reinsert.
5. Removal – Gently twist earplug while slowly pulling in an outward motion for removal.
6. Acoustical Check – In a noisy environment, with earplugs inserted, cup your hands over your ears and release. Earplugs should block enough noise so that covering your ears with your hands should not result in a significant noise difference.

Additional Information

CARE + MAINTENANCE

- INSPECT – Prior to fitting, examine your earplugs for dirt, damage, deformation or extreme hardness—discard immediately if compromised.
- CLEAN – Wash Multiple-Use earplugs with mild soap and warm water only. Pat dry with a towel and store in a case when not in use. Do not treat with any other substances, as the earplugs may degrade and compromise use.
- HYGIENE – With proper maintenance, Multiple-Use earplugs can last for 2-4 weeks.

RELATED PRODUCTS