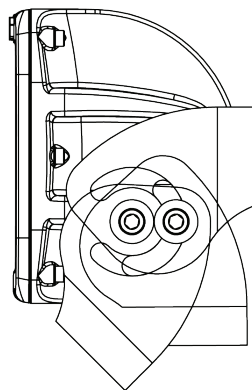
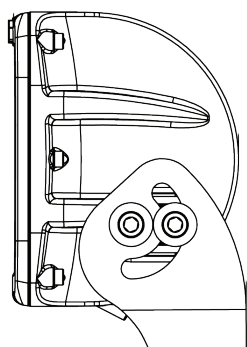
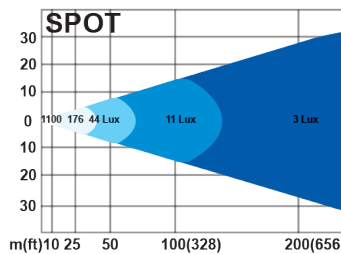


**GXL™ LED Spotlight
Fixed Mount
4411 (black)**

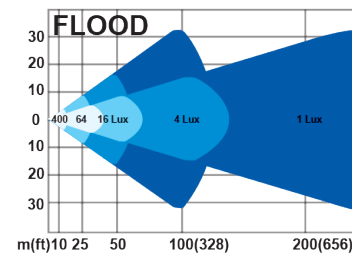
**GXL™ LED Floodlight
Fixed Mount
4421 (black)
4422 (white)*
*Marine Grade**



GXL™ LED Light Beam Dimensions



Peak Beam Intensity: 110,000 Candela
Maximum Beam Distance: 683m/2240 ft.
Beam Angle: 10° Spot



Lumens: 6,000
Beam Angle: 35° Flood

10 Year Warranty	 Quality Checked
 UV Resistant	 Weather Resistant
 Low Maintenance	 Low AMP Draw

Housing:	A360 die cast aluminum with powdered coat finish
Parts:	EMI Filtering & Shield
Fasteners:	316 Stainless Steel hardware
Lens:	High Impact Lexan
IP Rating:	IP67
Input Voltage Range:	9-32V DC
Operating Temperature:	
Light Dimensions:	6.1" x 4.8" x 3.3"
FLOOD MODELS	
Quality and Type of LED's:	18 Cree high output LED's, 35° Beam Angle
LED Life Expectancy:	50,000 hours
Color Temperature	6,000k
Lumens:	6,000 raw lumens
Nominal Current at:	5 amps at 13.8V DC, 70 watts
SPOT MODELS	
Quality and Type of LED's:	12 Osram high output LED's, 10° Beam Angle
LED Life Expectancy:	50,000 hours
Color Temperature	6,000k
Nominal Current at:	6 amps at 13.8V DC, 83 watts
Peak Beam Intensity:	110,000 Candela
Max Beam Distance:	683m
Warranty:	10 Year Limited Warranty
Rockguard	Sold Separately #15344 (white) #15345 (black)